

**Investment objective (summary of investment policy)**

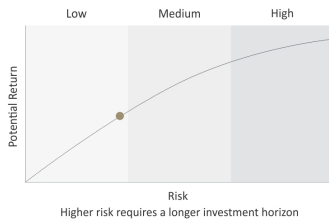
The PSG Stable Fund's objective is to achieve capital appreciation and generate a performance return of CPI+3% over a rolling three-year period with low volatility and low correlation to equity markets through all market cycles. The investment policy provides for investment in a mix of debt securities, money market instruments, bonds, inflation-linked securities, listed equities and property, preference shares and other high yielding securities and derivatives. The fund may have up to 40% in equities. The fund operates within the constraints of Regulation 28 of the Pension Funds Act.

**Who should consider investing?**

**Fund specific risks:** The fund sits in the lower middle of the risk/reward spectrum and investors should be comfortable with fluctuations in markets. The risk of short-term monetary loss is low to medium. The portfolio is exposed to equity as well as default and interest rate risks. Interest rate risk is the risk that the value of fixed income investments tends to decrease when interest rates and/or inflation rises. Default risk is where the issuers of fixed income instruments may not be able to meet interest or capital repayments. Property shares may be included in the portfolio and can carry the same risk as investing directly in real estate which is subject to economic and political conditions, interest rates and tax considerations. Investing in foreign securities may be subject to risks pertaining to overseas jurisdictions and markets, including (but not limited to) local liquidity, macroeconomic, political, tax, settlement risks and currency fluctuations. Changes in the relative values of different currencies may adversely affect the value of investments and any related income.

This fund is suitable for investors who:

- have a low risk appetite but require capital growth in real terms
- have a medium-term investment horizon of three years and longer

**Risk/reward profile**

**Fund details**

Inception Date	13 September 2011
Fund manager	Dirk Jooste, Justin Floor and Greg Hopkins
Fund size (ZAR)	R 4 738 684 336
Latest Distribution (cpu)	3.33c ; 3.61c
Bi-annual distribution	28 Feb 19 ; 31 Aug 18
ASISA Sector	South African - Multi Asset - Low Equity
Benchmark	CPI +3% over rolling 3 years
Minimum investment	As per the platform minimum
Duration (years)	4.37

The duration is calculated as the weighted average term to maturity of the fixed interest instruments held in the fund.

Regulation 28 compliant Yes

**To invest**

Speak to your financial adviser or visit [www.psg.co.za](http://www.psg.co.za).

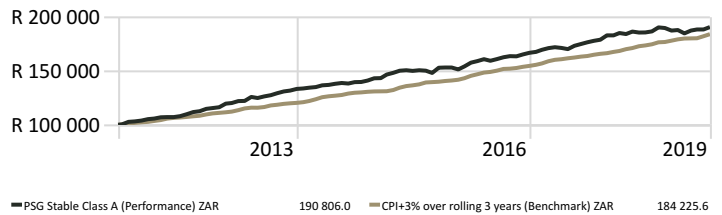
Cut-off times for daily transactions are determined by investment platforms.

**Year-to-date (YTD) performance (%)**

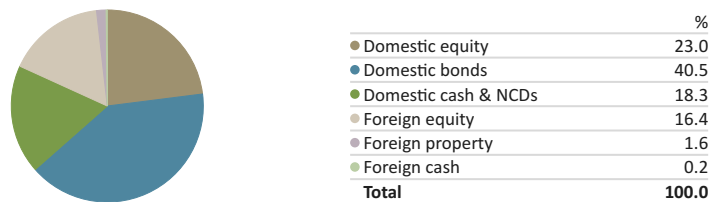
	YTD (not annualised)
Return	3.16

**Cumulative long-term performance**

Time Period: 9/13/2011 to 4/30/2019



Value of notional R100,000 invested on 9/13/2011 with all distributions reinvested on reinvestment date after fees. Investment performance is for illustrative purposes only.

**Asset allocation/investment exposure**


There may be slight differences in the totals due to rounding.

**Top five equity holdings (%)**

As of Date: 4/30/2019

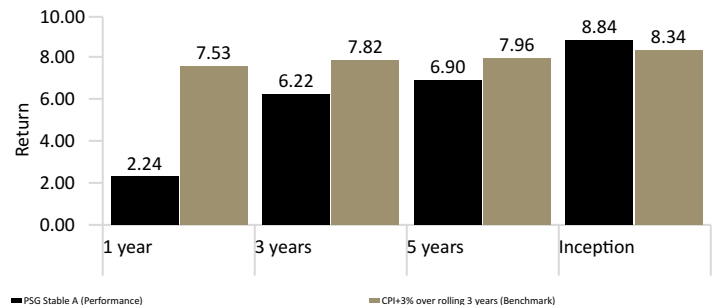
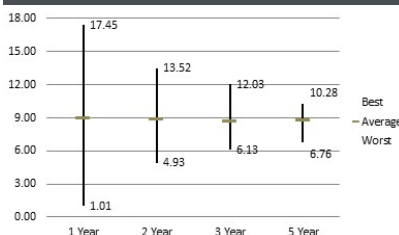
Brookfield Asset Management Inc	2.9
Japan Post Insurance Co Ltd	2.5
Discovery Ltd	2.0
Old Mutual Ltd	1.9
RMB Holdings Ltd	1.9

**Top five issuer exposures (%)**

The Republic of South Africa	23.7
FirstRand Bank Ltd	13.9
Standard Bank of SA Ltd	6.1
PSG Money Market	4.0
Eskom Holdings SOC Ltd	2.8

**Annualised returns % (after fees)**

As of Date: 4/30/2019


**Rolling returns (%)**


This chart shows you how the performance can vary over time. It is an indication of the distribution of historical rolling returns from the portfolio over each rolling 12-month period.

**What is a total expense ratio?**

The Total Expense Ratio (TER) is the annualised percentage of the Fund's average assets under management that has been used to pay the Fund's actual expenses over the past three years. This percentage of the average Net Asset Value (NAV) of the portfolio was incurred as charges, levies and fees related to the management of the portfolio. A higher TER ratio does not necessarily imply a poor return, nor does a low TER ratio imply a good return. The current TER cannot be regarded as an indication of future TERs. Part of the Annual Management Fee is payable to the financial intermediary. The sum of the TER and transaction costs is shown as the Total Investment Charge. Since Fund returns are quoted after the deduction of these expenses, the TER and transaction costs should not be deducted again from published returns.

**Fees**

A schedule of fees and charges and maximum commissions is available on request from PSG Collective Investments (RF) Limited. Commission and incentives may be paid and, if so, are included in the overall costs. Different classes of participatory interest can apply to these portfolios and are subject to different fees, charges and possibly dividend withholding tax and will thus have differing performances. Adviser fees are negotiated between the client and adviser and is distinct from the other fees on this document.

**Total investment charge**

Total Investment Charge annualised for the period 1/4/2016 to 31/03/2019

<b>Total Expense Ratio % (incl. VAT)</b>	<b>1.74</b>
<i>Annual Management Fee % (incl. VAT)</i>	1.73
<i>Other costs excl. transaction costs % (incl. VAT)</i>	0.02
<i>Transaction costs % (incl. VAT)</i>	0.18
<b>Total Investment Charge % (incl. VAT)</b>	<b>1.92</b>

**Transaction costs**

Transaction costs are shown separately and are a necessary cost in administering the Financial Product and impacts Financial Product returns.

Transaction costs should not be considered in isolation as return may be impacted by many other factors over time including market returns, the type of Financial Product, the investment decisions of the investment manager and the TER.

**Disclaimer**

Collective Investment Schemes in Securities (CIS) are generally medium to long-term investments. The value of participatory interests (units) or the investment may go down as well as up and past performance is not a guide to future performance. Fluctuations or movements in the exchange rates may cause the value of underlying international investments to go up or down. CIS are traded at ruling prices and can engage in borrowing and scrip lending. The portfolio may borrow up to 10% of its market value to bridge insufficient liquidity. Where foreign securities are included in a portfolio, the portfolio is exposed to risks such as potential constraints on liquidity and the repatriation of funds, macroeconomic, political, foreign exchange, tax, settlement and potential limitations on the availability of market information. The portfolios may be capped at any time in order for them to be managed in accordance with their mandate. Excessive withdrawals from the portfolio may place the portfolio under liquidity pressures and in such circumstances a process of ring-fencing of withdrawal instructions and managed payouts over time may be followed. PSG Collective Investments (RF) Limited does not provide any guarantee either with respect to the capital or the return of the portfolio. Due to rounding, numbers presented throughout this document may not add up precisely to the totals provided.

**Regulation 28**

The fund is managed according to Regulation 28 of the Pension Funds Act. The South African retirement fund industry is governed by the Pension Funds Act No. 24 of 1956. Regulation 28 of the Pension Funds Act prescribes the maximum limits in asset classes that an approved retirement fund may invest in. Exposures in excess of the limits will be corrected immediately, except where due to a change in the fair value or characteristic of an asset, e.g. market value fluctuations, in which case they will be corrected within a reasonable time period.

**Performance**

All performance data for a lump sum, net of fees, include income and assumes reinvestment of income on a NAV to NAV basis. Annualised performances show longer term performance rescaled over a 12 month period. Individual investor performance may differ as a result of initial fees, the actual investment date, the date of reinvestment and dividend withholding tax. Performance is calculated for the portfolio and individual investor performance may differ as a result thereof. The portfolio is valued at 15h00 daily. Income distributions are net of any applicable taxes. Actual annual figures are available to the investor on request. Prices are published daily and available on the website [www.psg.co.za/asset-management](http://www.psg.co.za/asset-management) and in the daily newspapers. Figures quoted are from Morningstar Inc.

**Pricing**

Forward pricing is used. Unit trust prices are calculated on a net asset value (NAV) basis, which is the market value of all assets in the portfolio including income accruals less permissible deductions divided by the number of units in issue.

**Company details**

PSG Collective Investments (RF) Limited is registered as a CIS Manager with the Financial Sector Conduct Authority, and a member of the Association of Savings and Investments South Africa (ASISA) through its holdings company PSG Konsult Limited. The management of the portfolio is delegated to PSG Asset Management (Pty) Ltd, an authorised Financial Services Provider under the Financial Advisory and Intermediary Services Act 2002, FSP no 29524. PSG Asset Management (Pty) Ltd and PSG Collective Investments (RF) Limited are subsidiaries of PSG Konsult Limited. PSG Collective Investments (RF) Limited can be contacted on +27(21) 799 8000; (toll free) 0800 600 168, via email [assetmanagement@psg.co.za](mailto:assetmanagement@psg.co.za).

**Conflict of interest disclosure**

The Fund may from time to time invest in a portfolio managed by a related party. PSG Collective Investments (RF) Limited or the fund manager may negotiate a discount in fees charged by the underlying portfolio. All discounts negotiated are reinvested in the Fund for the benefit of the investors. Neither PSG Collective Investments (RF) Limited nor PSG Asset Management (Pty) Ltd retains any portion of such discount for their own accounts. The fund manager may use the brokerage services of a related party, PSG Securities Ltd.

**Trustee**

The Standard Bank of South Africa Limited,  
 Main Tower, Standard Bank Centre,  
 2 Hertzog Boulevard,  
 Cape Town, 8001  
 Tel: +27 21 401 2443

Email: [Compliance-PSG@standardbank.co.za](mailto:Compliance-PSG@standardbank.co.za)

**Additional information**

Additional information is available free of charge on the website [www.psg.co.za/asset-management](http://www.psg.co.za/asset-management) and may include publications, brochures, forms and annual reports.