

FUND FACTS

Sector	South African - Equity - General
Benchmark	FTSE/JSE All Share Index after costs
Regulation 28 compliant	No
Manager (since March 2002)	Shaun le Roux
Fund Launch Date	31 December 1997
Fund Size	R1 954 233 662
Month end NAV Price (cpu)	934.28
Minimum Investment	R2000 lump sum or R250 monthly debit order
Distribution Frequency	February, August
Latest Distribution (cpu) 29 Aug 14	6.36c
Max Initial Fee (incl. VAT) Fund Manager	0.00%
Max Initial Fee (incl. VAT) Advisor	2.28%
Annual Management Fee (incl. VAT)	1.71%
Total Expense Ratio (incl. VAT)	1.75%

The PSG Equity Fund has a Total Expense Ratio (TER) as listed above. For the period from 1 October 2013 to 30 September 2014 on an annualised basis, the above percentages of the average Net Asset Value of the portfolio was incurred as charges, levies and fees. A higher TER ratio does not necessarily imply a poor return, nor does a low TER imply a good return. The current TER cannot be regarded as an indication of future TER's.

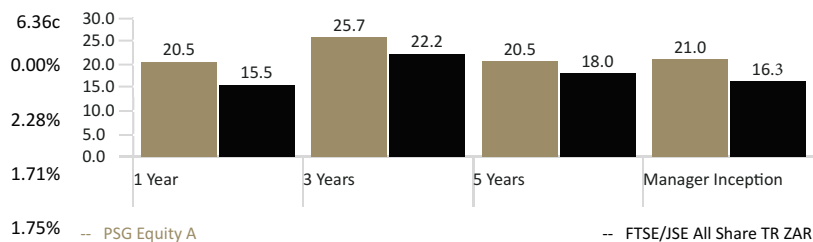
WHO SHOULD INVEST?

Investors who:
 Seek an equity-focused portfolio that has outstanding growth potential
 Aim to maximise potential returns within an acceptable risk profile
 Focus on a long-term investment horizon

RISK CLASSIFICATION



ANNUALISED PERFORMANCE % (after fees)



TOP 10 EQUITY HOLDINGS

- Steinhoff International Holdings Limited
- Glencore Xstrata Plc
- Capitec Bank Holdings Limited
- International Business Machine Corp
- Old Mutual
- Markel Corp
- Anglo American Plc
- Adcorp Holdings Limited
- JP Morgan Chase & Co
- Brookfield Asset Management

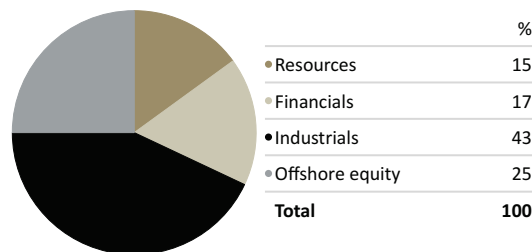
INVESTMENT OBJECTIVE

The fund is a general equity fund and the manager in selecting securities for the portfolio, will seek to offer investors long-term capital growth and earn a higher rate of return than that of the South African equity market as represented by the All Share Index including income, without assuming a greater risk.

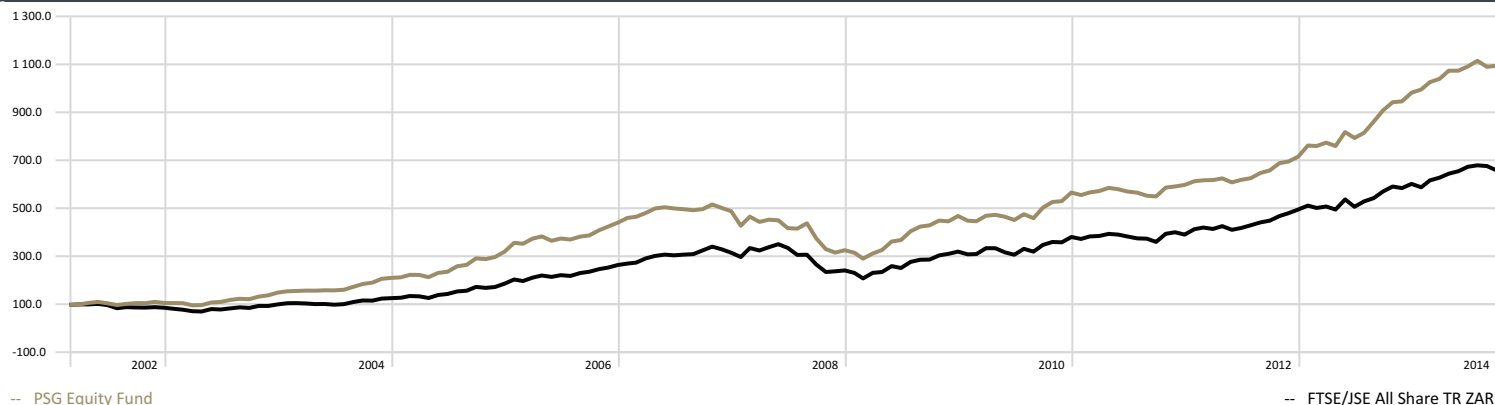
INVESTMENT POLICY

In order to achieve these main objectives the investments to be acquired for the PSG Equity Fund shall comprise a mix of securities and assets in liquid form, all to be acquired at a fair market value. The portfolio will hold a minimum of 75% of the market value of the portfolio in equities at all times.

ASSET ALLOCATION



HOW THE FUND HAS PERFORMED SINCE 1 March 2002



Collective Investment Schemes in Securities (CIS) are generally medium to long-term investments. The value of participatory interests (units) may go down as well as up and past performance is not a guide to the future. CIS are traded at ruling prices and can engage in borrowing and script lending. Fluctuations or movements in the exchange rates may cause the value of underlying international investments to go up or down. A schedule of fees and charges and maximum commissions is available on request from PSG Collective Investments Limited. Commission and incentives may be paid and if so, are included in the overall costs. Forward pricing is used. The portfolios may be capped at any time in order for them to be managed in accordance with their mandate.

Different classes of Participatory Interest can apply to these portfolios and are subject to different fees and charges. Figures quoted are from Source: 2014 Morningstar Inc. All rights reserved as at end of September 2014, for a lump sum using NAV-NAV prices net of fees, includes income and assumes reinvestment of income. PSG Collective Investments Limited is a member of the Association of Savings and Investments South Africa (ASISA) through its holdings company PSG Konsult Limited.

Conflict of Interest Disclosure

The Fund may from time to time invest in a portfolio managed by a related party. PSG Collective Investments Limited or the Fund Manager may negotiate a discount in fees charged by the underlying portfolio. All discounts negotiated are re-invested in the Fund for the benefit of the investor. Neither PSG Collective Investments Limited nor the Fund Manager retains any portion of such discount for their own accounts. PSG Asset Management (Pty) Ltd (FSP no 29524) and PSG Collective Investments Limited are subsidiaries of PSG Group Limited. The Fund Manager may use the brokerage services of a related party, PSG Online Securities Ltd.

FUND FACTS

Sector	South African - Multi Asset - Flexible
Benchmark	Inflation + 6%
Regulation 28 compliant	No
Manager	Jan Mouton (Since 1 November 2004)
Fund Launch Date	2 November 1998
Fund Size	R 5 498 418 297
Month end Nav Price	418.98c
Minimum Investment	R2000 lump sum or R250 monthly debit order
Distribution Frequency	February, August
Latest Distribution (cpu) 29 Aug 14	0.55c
Max. Initial Fee (incl. VAT) Fund Manager	2.28%
Max. Initial Fee (incl. VAT) Advisor	1.14%
Annual Management Fee (incl. VAT)	7.98% above high water mark
Performance Fee (incl. VAT)	2.47%
Total Expense Ratio (incl. VAT)	

The PSG Flexible Fund has a Total Expense Ratio (TER) of 2.47%. For the period from 1 October 2013 to 30 September 2014, 2.47% of the average Net Asset Value (NAV) of the portfolio was incurred as charges, levies and fees related to the management of the portfolio. A higher TER ratio does not necessarily imply a poor return, nor does a low TER imply a good return. The current TER cannot be regarded as an indication of future TER's. Inclusive in the TER of 2.47%, a performance fee of 1.31% of the NAV of the portfolio was recovered.

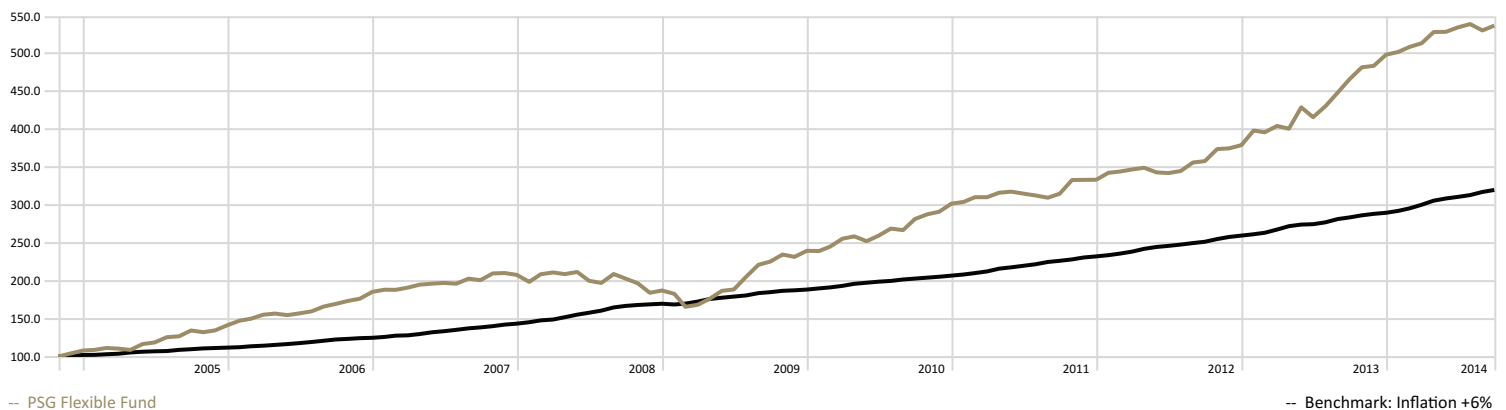
INVESTMENT OBJECTIVE

The portfolio aims to achieve superior medium to long term capital growth through exposure to selected sectors of the equity, gilt and money markets.

INVESTMENT POLICY

The PSG Flexible Fund is a managed flexible portfolio and will seek to follow an investment policy which will aim to achieve superior medium to long-term capital growth through exposure to selected sectors of the equity market, and/or the gilt market and/or money market. The asset allocation will be actively managed and will continually reflect the portfolio manager's view of the relative attractiveness of the equity, gilt and money markets, both locally and abroad. The selected sectors of the equity portion of the portfolio will change from time to time in accordance with changing market conditions and economic trends.

HOW THE FUND HAS PERFORMED SINCE 1 November 2004



Collective Investment Schemes in Securities (CIS) are generally medium to long-term investments. The value of participatory interests (units) may go down as well as up and past performance is not a guide to the future. CIS are traded at ruling prices and can engage in borrowing and script lending. Fluctuations or movements in the exchange rates may cause the value of underlying international investments to go up or down. A schedule of fees and charges and maximum commissions is available on request from PSG Collective Investments Limited. Commission and incentives may be paid and if so, are included in the overall costs. Forward pricing is used. The portfolios may be capped at any time in order for them to be managed in accordance with their mandate.

Different classes of Participatory Interest can apply to these portfolios and are subject to different fees and charges. Figures quoted are from Source: 2014 Morningstar Inc. All rights reserved as at end of September 2014, for a lump sum using NAV-NAV prices net of fees, includes income and assumes reinvestment of income. PSG Collective Investments Limited is a member of the Association of Savings and Investments South Africa (ASISA) through its holdings company PSG Konsult Limited.

Conflict of Interest Disclosure

The Fund may from time to time invest in a portfolio managed by a related party. PSG Collective Investments Limited or the Fund Manager may negotiate a discount in fees charged by the underlying portfolio. All discounts negotiated are re-invested in the Fund for the benefit of the investor. Neither PSG Collective Investments Limited nor the Fund Manager retains any portion of such discount for their own accounts. PSG Asset Management (Pty) Ltd (FSP no 29524) and PSG Collective Investments Limited are subsidiaries of PSG Group Limited. The Fund Manager may use the brokerage services of a related party, PSG Online Securities Ltd.

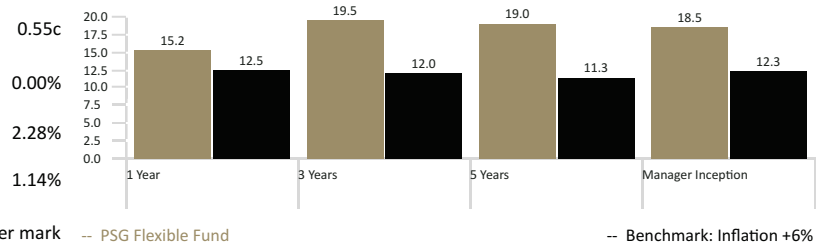
WHO SHOULD INVEST?

Investors who:
 Seek exposure to the equity market but with managed risk levels
 Aim to build wealth
 Focus on a medium to long-term investment horizon

RISK CLASSIFICATION



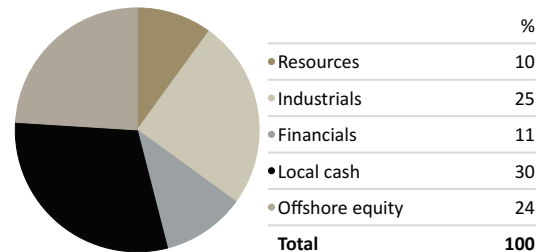
ANNUALISED PERFORMANCE % (after fees)



TOP 10 EQUITY HOLDINGS

- Steinhoff International Holdings Limited
- Capitec Bank Holdings Limited
- Berkshire Hathaway Inc
- J Sainsbury Plc
- Sasol Limited
- Anglo American Plc
- Super Group Limited
- International Business Machine Corp
- AVI Limited
- EOH Holdings Limited

ASSET ALLOCATION




FUND FACTS

Sector	South African - Multi Asset - High Equity
Benchmark	Inflation +5%
Regulation 28 compliant	Yes
Manager	Paul Bosman and Jan Mouton
Fund Launch Date	1 June 1999
Fund Size (All classes)	R 3 743 369 542
Month end NAV Price (cpu)	5846.42
Minimum Investment	R2000 lump sum or R250 monthly debit order
Distribution Frequency	February, August
Latest Distribution (cpu) 29 Aug 14	72.10c
Max Initial Fee (incl. VAT) Fund Manager	0.00%
Max Initial Fee (incl. VAT) Advisor	2.28%
Annual Management Fee % (incl. VAT)	1.71%
Total Expense Ratio (incl. VAT)	1.74%

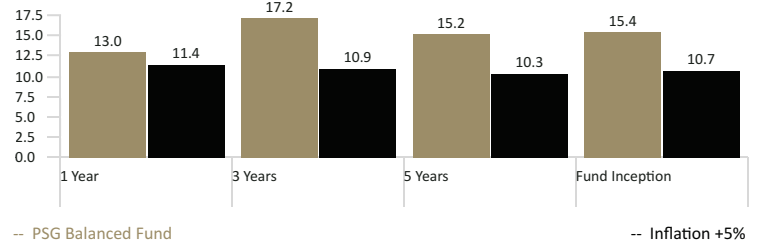
WHO SHOULD INVEST?

Investors who:
 Would prefer the fund manager to make the asset allocation decisions
 Aim to build wealth within a moderate risk investment

RISK CLASSIFICATION



ANNUALISED PERFORMANCE % (after fees)



The PSG Balanced Fund has a Total Expense Ratio (TER) as listed above. For the period from 1 October 2013 to 30 September 2014 on an annualised basis, the above percentages of the average Net Asset Value of the portfolio was incurred as charges, levies and fees. A higher TER ratio does not necessarily imply a poor return, nor does a low TER imply a good return. The current TER cannot be regarded as an indication of future TERs.

TOP 10 EQUITY HOLDINGS

- Steinhoff International Holdings Ltd
- Capitec Bank Holdings Ltd
- Berkshire Hathaway Inc
- Super Group Ltd
- Anglo American Plc
- International Business Machines Corp
- J Sainsbury Plc
- Sasol Ltd
- Microsoft Corp
- Glencore Xstrata Plc

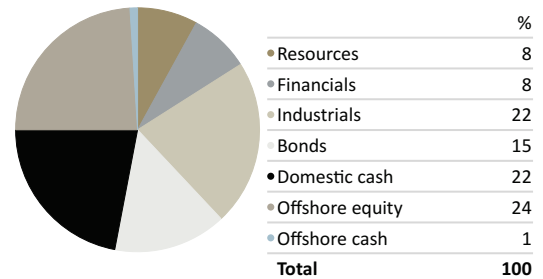
INVESTMENT OBJECTIVE

The primary objective of the fund is long term growth of capital and a reasonable level of income for investors

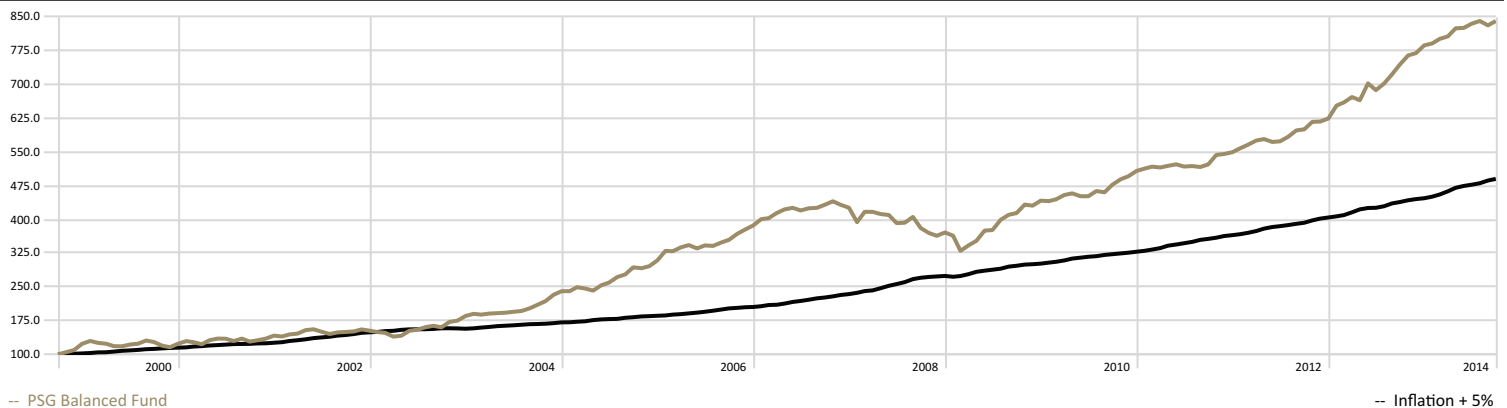
INVESTMENT POLICY

The PSG Balanced Fund will be a specialised portfolio, having the primary objective of long term growth of capital and a reasonable level of income for investors. The manager shall seek to achieve this objective through active management of a portfolio of assets which comprise a mix of securities, non-equity securities and assets in liquid form. The asset allocation will be actively managed and will continually reflect the portfolio manager's view of the relative attractiveness of the equity, gilt and money markets, both locally and abroad. The selected sectors within the equity portion of the portfolio will change from time to time in accordance with changing market conditions and economic trends.

ASSET ALLOCATION



HOW THE FUND HAS PERFORMED SINCE 1 June 1999



Collective Investment Schemes in Securities (CIS) are generally medium to long-term investments. The value of participatory interests (units) may go down as well as up and past performance is not a guide to the future. CIS are traded at ruling prices and can engage in borrowing and script lending. Fluctuations or movements in the exchange rates may cause the value of underlying international investments to go up or down. A schedule of fees and charges and maximum commissions is available on request from PSG Collective Investments Limited. Commission and incentives may be paid and if so, are included in the overall costs. Forward pricing is used. The portfolios may be capped at any time in order for them to be managed in accordance with their mandate.

Different classes of Participatory Interest can apply to these portfolios and are subject to different fees and charges. Figures quoted are from Source: 2014 Morningstar Inc. All rights reserved as at end of September 2014, for a lump sum using NAV-NAV prices net of fees, includes income and assumes reinvestment of income. PSG Collective Investments Limited is a member of the Association of Savings and Investments South Africa (ASISA) through its holdings company PSG Konsult Limited.

Conflict of Interest Disclosure

The Fund may from time to time invest in a portfolio managed by a related party. PSG Collective Investments Limited or the Fund Manager may negotiate a discount in fees charged by the underlying portfolio. All discounts negotiated are re-invested in the Fund for the benefit of the investor. Neither PSG Collective Investments Limited nor the Fund Manager retains any portion of such discount for their own accounts. PSG Asset Management (Pty) Ltd (FSP no 29524) and PSG Collective Investments Limited are subsidiaries of PSG Group Limited. The Fund Manager may use the brokerage services of a related party, PSG Online Securities Ltd.

FUND FACTS

Sector	South African - Multi Asset - Low Equity
Benchmark	Inflation +3% rolling over 3 years
Regulation 28 compliant	Yes
Manager	Paul Bosman and Ian Scott
Fund Launch Date	1 September 2011
Fund Size (All classes)	R1 803 368 827
Month end NAV Price (cpu)	129.38
Minimum Investment	R2000 lump sum or R250 monthly debit order
Distribution Frequency	February, August
Latest Distribution (cpu) 29 Aug 14	2.18c
Max Initial fee (incl. VAT) Fund Manager	0.00%
Max Initial Fee (incl. VAT) Advisor	2.28%
Annual Management Fee (incl. VAT)	1.71%
Total Expense Ratio (incl. VAT)	1.78%

The PSG Stable Fund has a Total Expense Ratio (TER) as listed above. For the period from 1 October 2013 to 30 September 2014 on an annualised basis, the above percentages of the average Net Asset Value of the portfolio was incurred as charges, levies and fees. A higher TER ratio does not necessarily imply a poor return, nor does a low TER imply a good return. The current TER cannot be regarded as an indication of future TERs. Inclusive in the TER of 1.78% is a performance fee of 0.09% of the Net Asset Value of the participatory interest of the portfolio.

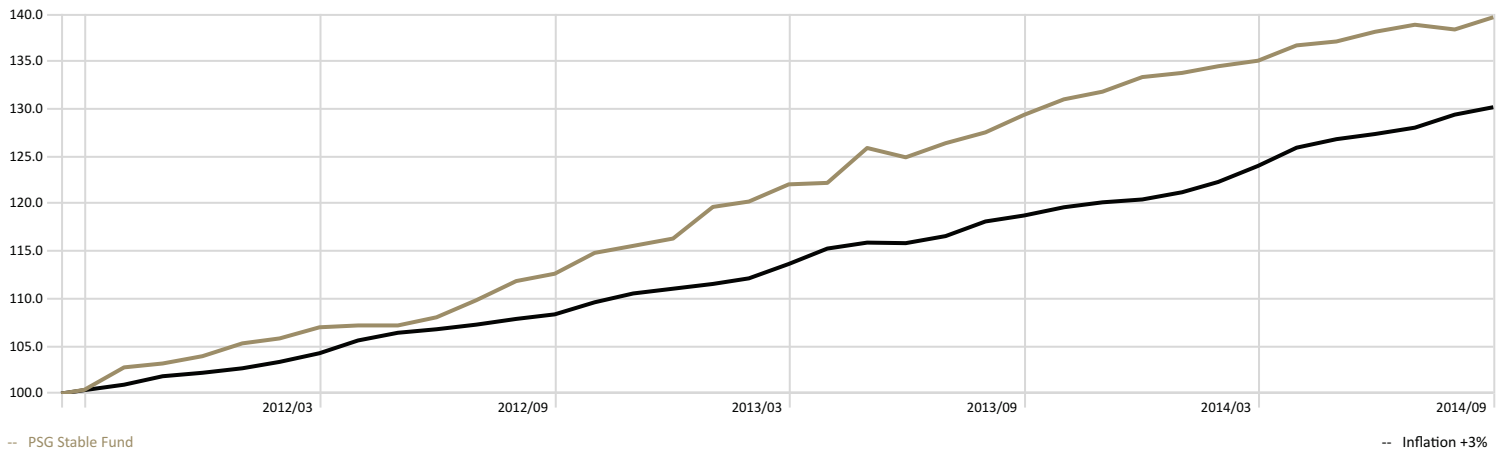
INVESTMENT OBJECTIVE

The fund will seek to generate a performance return of CPI + 3% over a rolling three year period, after costs, while aiming to achieve capital appreciation with low volatility and a low correlation to equity markets through all market cycles.

INVESTMENT POLICY

In order to achieve this investment objective the securities normally to be included in the portfolio will primarily consist of a mix of debt securities, money market instruments, bonds, inflation-linked securities, listed equities, listed property, preference shares, and other high yielding securities as allowed by the Act and approved by the Registrar from time to time. This portfolio may include financial instruments such as derivatives, within the limitations prescribed by the Regulations in order to achieve its investment objectives. The portfolio may be invested in equity securities to a maximum of 40% of the portfolio. The portfolio will comply with regulations controlling retirement funds or such other applicable legislation as may be determined for retirement funds.

HOW THE FUND HAS PERFORMED SINCE 1 September 2011



Collective Investment Schemes in Securities (CIS) are generally medium to long-term investments. The value of participatory interests (units) may go down as well as up and past performance is not a guide to the future. CIS are traded at ruling prices and can engage in borrowing and script lending. Fluctuations or movements in the exchange rates may cause the value of underlying international investments to go up or down. A schedule of fees and charges and maximum commissions is available on request from PSG Collective Investments Limited. Commission and incentives may be paid and if so, are included in the overall costs. Forward pricing is used. The portfolios may be capped at any time in order for them to be managed in accordance with their mandate.

Different classes of Participatory Interest can apply to these portfolios and are subject to different fees and charges. Figures quoted are from Source: 2014 Morningstar Inc. All rights reserved as at end of September 2014, for a lump sum using NAV-NAV prices net of fees, includes income and assumes reinvestment of income. PSG Collective Investments Limited is a member of the Association of Savings and Investments South Africa (ASISA) through its holdings company PSG Konsult Limited.

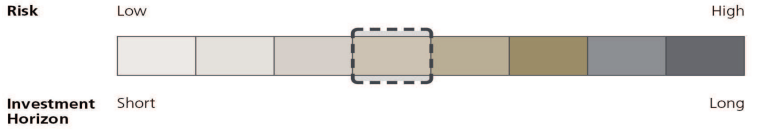
Conflict of Interest Disclosure

The Fund may from time to time invest in a portfolio managed by a related party. PSG Collective Investments Limited or the Fund Manager may negotiate a discount in fees charged by the underlying portfolio. All discounts negotiated are re-invested in the Fund for the benefit of the investor. Neither PSG Collective Investments Limited nor the Fund Manager retains any portion of such discount for their own accounts. PSG Asset Management (Pty) Ltd (FSP no 29524) and PSG Collective Investments Limited are subsidiaries of PSG Group Limited. The Fund Manager may use the brokerage services of a related party, PSG Online Securities Ltd.

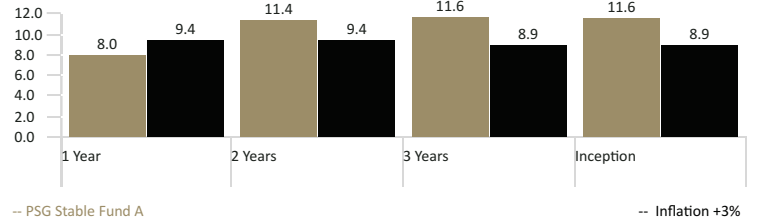
WHO SHOULD INVEST?

Investors who:
Have a low risk appetite but require capital growth in real terms
Focus on a short to medium-term investment horizon

RISK CLASSIFICATION



ANNUALISED PERFORMANCE % (after fees)



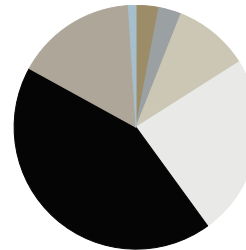
TOP 5 EQUITY HOLDINGS

- Steinhoff International Holdings Ltd
- Capitec Bank Holdings Ltd
- International Business Machine Corp
- Berkshire Hathaway Inc
- J Sainsbury Plc

TOP 5 BOND ISSUER EXPOSURES

- Capitec Bank Ltd
- Standard Bank Ltd
- Firststrand Bank Ltd
- Landbank Ltd
- Thekwini Fund 11 (RF) Ltd

ASSET ALLOCATION



Category	%
Resources	3
Financials	3
Industrials	10
Bonds	24
Cash	43
Offshore equity	16
Offshore cash	1
Total	100

FUND FACTS

Sector	South African - Multi Asset - Income
Benchmark	Inflation + 1%
Regulation 28 compliant	Yes
Manager	Ian Scott and Paul Bosman
Fund Launch Date	7 April 2006
Fund Size	R719 428 893
Month end NAV Price 30 Sep. 14	117.39
Minimum Investment	R2000 lump sum or R250 monthly debit order
Distribution Frequency	February, May, August, November
Latest Distribution (cpu) 29 Aug 14	1.52c
Max Initial Fee (incl. VAT) Fund Manager	0.00%
Max Initial Fee (incl. VAT) Advisor	0.57%
Annual Management Fee (incl. VAT)	1.14%
Total Expense Ratio (incl. VAT)	1.19%

The PSG Diversified Income Fund has a Total Expense Ratio (TER) as listed above. For the period from 1 October 2013 to 30 September 2014 on an annualised basis, the above percentages of the average Net Asset Value of the portfolio was incurred as charges, levies and fees. A higher TER ratio does not necessarily imply a poor return, nor does a low TER imply a good return. The current TER cannot be regarded as an indication of future TER's.

INVESTMENT OBJECTIVE

The portfolio aims to seek to preserve capital and to maximize income returns for investors. The fund conforms to legislation governing retirement funds

INVESTMENT POLICY

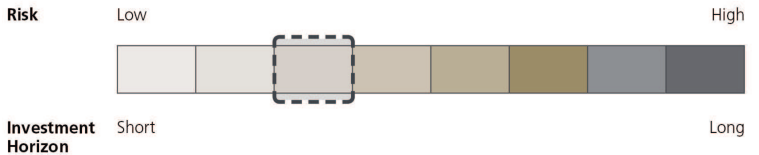
The PSG Diversified Income Fund is a specialist portfolio. The portfolio comprises a mix of high yielding equity securities, property, bonds, preference shares and assets in liquid form, both locally and abroad, thereby generating both tax free and taxable income, whilst preserving capital.

Please note that the name of the fund changed from PSG Optimal Income Fund to PSG Diversified Income Fund from 1 September 2014.

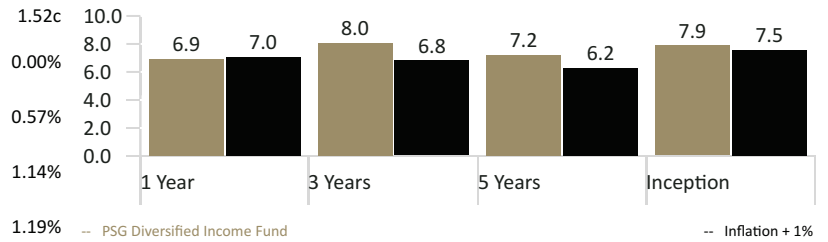
WHO SHOULD INVEST?

Investors who:
 Have a low risk appetite with an income requirement
 Want to earn an income, but need to try and beat inflation
 Focus on a short to medium-term investment horizon

RISK CLASSIFICATION



ANNUALISED PERFORMANCE % (after fees)




TOP 5 EQUITY HOLDINGS

- Berkshire Hathaway Inc
- Capitec Bank Holdings Limited
- International Business Machine Corp
- Steinhoff International Holdings Limited
- Microsoft Corp

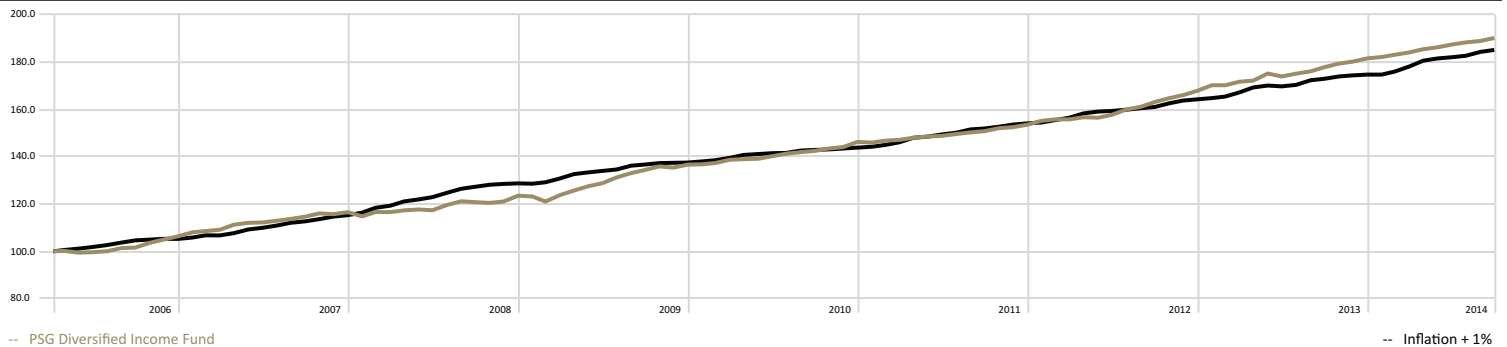
TOP 5 BOND ISSUER EXPOSURES

- Nedbank Limited
- Mercedes-Benz South Africa Limited
- Capitec Bank Limited
- Standard Bank Limited
- Landbank Limited

ASSET ALLOCATION



HOW THE FUND HAS PERFORMED SINCE 7 April 2006



Collective Investment Schemes in Securities (CIS) are generally medium to long-term investments. The value of participatory interests (units) may go down as well as up and past performance is not a guide to the future. CIS are traded at ruling prices and can engage in borrowing and script lending. Fluctuations or movements in the exchange rates may cause the value of underlying international investments to go up or down. A schedule of fees and charges and maximum commissions is available on request from PSG Collective Investments Limited. Commission and incentives may be paid and if so, are included in the overall costs. Forward pricing is used. The portfolios may be capped at any time in order for them to be managed in accordance with their mandate.

Different classes of Participatory Interest can apply to these portfolios and are subject to different fees and charges. Figures quoted are from Source: 2014 Morningstar Inc. All rights reserved as at end of September 2014, for a lump sum using NAV-NAV prices net of fees, includes income and assumes reinvestment of income. PSG Collective Investments Limited is a member of the Association of Savings and Investments South Africa (ASISA) through its holdings company PSG Konsult Limited.

Conflict of Interest Disclosure

The Fund may from time to time invest in a portfolio managed by a related party. PSG Collective Investments Limited or the Fund Manager may negotiate a discount in fees charged by the underlying portfolio. All discounts negotiated are re-invested in the Fund for the benefit of the investor. Neither PSG Collective Investments Limited nor the Fund Manager retains any portion of such discount for their own accounts. PSG Asset Management (Pty) Ltd (FSP no 29524) and PSG Collective Investments Limited are subsidiaries of PSG Group Limited. The Fund Manager may use the brokerage services of a related party, PSG Online Securities Ltd.

FUND FACTS

Sector	South African - Interest Bearing - Short Term
Benchmark	Alexander Forbes Money Market Index after costs
Regulation 28 compliant	Yes
Manager	Ian Scott and Heinrich Dietzsch
Fund Launch Date	1 September 2011
Fund Size	R54 290 215
Month end NAV Price	102.03
Minimum Investment	R2000 lump sum or R250 monthly debit order
Distribution Frequency	February, May, August and November
Latest Distribution (cpu) 29 Aug 14	1.58c
Max Initial Fee (incl. VAT) Fund Manager	0.00%
Max Initial Fee (incl. VAT) Advisor	0.57%
Annual Management Fee (incl. VAT)	0.74%
Total Expense Ratio (incl. VAT)	1.14%

The PSG Income Fund has a Total Expense Ratio (TER) as listed above. For the period from 1 October 2013 to 30 September 2014 on an annualised basis, the above percentages of the average Net Asset Value of the portfolio was incurred as charges, levies and fees. A higher TER ratio does not necessarily imply a poor return, nor does a low TER imply a good return. The current TER cannot be regarded as an indication of future TER's.

INVESTMENT OBJECTIVE

The investment objective of the fund is to maximise income while achieving long term capital appreciation as interest rate cycles allow.


INVESTMENT POLICY

In order to achieve its investment objective, the portfolio will be permitted to invest in assets in liquid form, a diversified range of fixed-interest securities, including but not limited to loan stock, debentures, debenture stock, bonds, unsecured notes, whether they have inherent option rights or are convertible, as well as any other non-equity securities which may be approved by the Registrar from time to time and which are consistent with the investment policy of the portfolio, to the maximum levels permitted by the Act and the Regulations thereto, as amended from time to time. The portfolio will comply with regulations governing retirement funding.

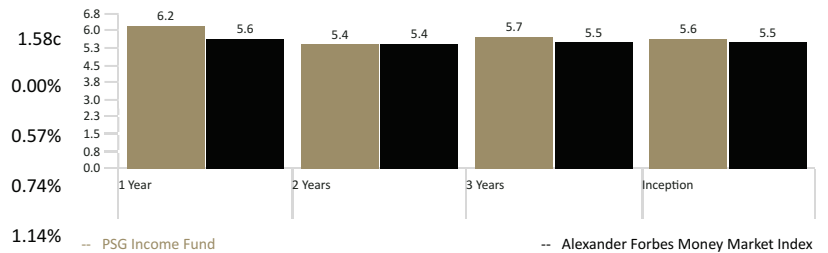
WHO SHOULD INVEST?

Investors who:
Have a low risk appetite and with an income requirement
Focus on a short to medium-term investment horizon

RISK CLASSIFICATION




ANNUALISED PERFORMANCE % (after fees)



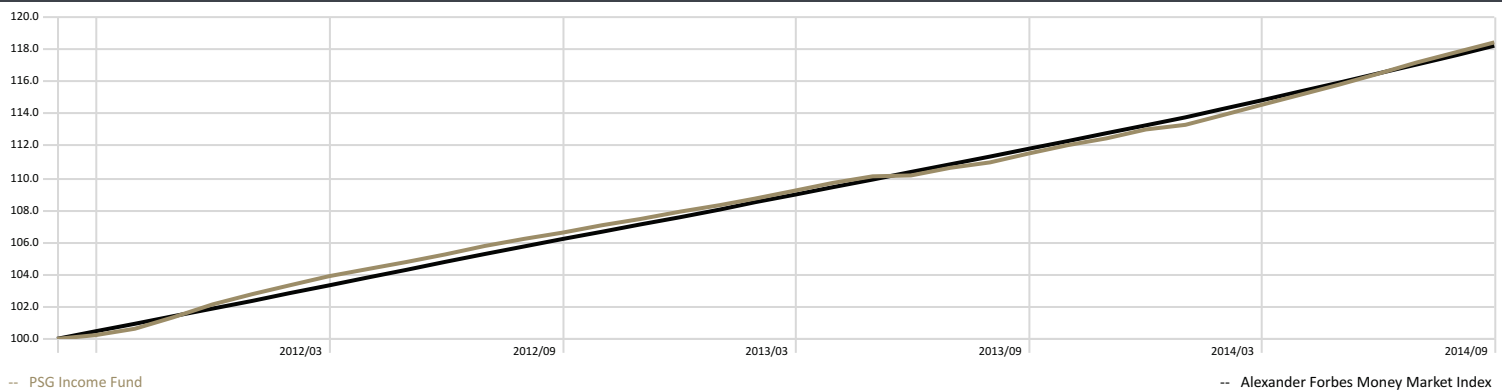
TOP 10 BOND ISSUER EXPOSURES

1. Absa Bank Limited
2. Capitec Bank
3. Nedbank Limited
4. Standard Bank Limited
5. Bidvestco Limited
6. Barloworld Limited
7. Firststrand Bank Limited
8. Landbank Limited
9. Netcare (Pty) Limited
10. Steinhoff Services (Pty) Limited

ASSET ALLOCATION



HOW THE FUND HAS PERFORMED SINCE 1 September 2011



Collective Investment Schemes in Securities (CIS) are generally medium to long-term investments. The value of participatory interests (units) may go down as well as up and past performance is not a guide to the future. CIS are traded at ruling prices and can engage in borrowing and script lending. Fluctuations or movements in the exchange rates may cause the value of underlying international investments to go up or down. A schedule of fees and charges and maximum commissions is available on request from PSG Collective Investments Limited. Commission and incentives may be paid and if so, are included in the overall costs. Forward pricing is used. The portfolios may be capped at any time in order for them to be managed in accordance with their mandate.

Different classes of Participatory Interest can apply to these portfolios and are subject to different fees and charges. Figures quoted are from Source: 2014 Morningstar Inc. All rights reserved as at end of September 2014, for a lump sum using NAV-NAV prices net of fees, includes income and assumes reinvestment of income. PSG Collective Investments Limited is a member of the Association of Savings and Investments South Africa (ASISA) through its holdings company PSG Konsult Limited.

Conflict of Interest Disclosure

The Fund may from time to time invest in a portfolio managed by a related party. A process is in place to ensure the same selection criteria apply to all portfolios when selecting the underlying portfolios. PSG Collective Investments Limited or the Fund Manager may negotiate a discount in fees charged by the underlying portfolio. All discounts negotiated are re-invested in the Fund for the benefit of the investor. Neither PSG Collective Investments Limited nor the Fund Manager retains any portion of such discount for their own accounts. PSG Asset Management (Pty) Ltd (ESP no 29524) and PSG Collective Investments Limited are subsidiaries of PSG Group Limited. The Fund Manager may use the brokerage services of a related party, PSG Online Securities Ltd.

FUND FACTS

Sector	South African - Interest Bearing - Money Market
Benchmark	South African - Interest Bearing - Money Market Mean
Regulation 28 compliant	Yes
Manager	Heinrich Dietzsch
Launch Date	19 October 1998
Fund Size	R2 605 325 007
Minimum Investment	R25000 lump sum
Distribution Frequency	Monthly
Month end NAV Price (cents)	100.00
Latest Distribution (cpu) 30 Sep 14	0.4989c
Max Initial Fee (incl. VAT) Fund Manager	
Max Initial Fee (incl. VAT) Advisor	
Annual Management Fee (incl. VAT)	0.57%
Total Expense Ratio (incl. VAT)	0.59%

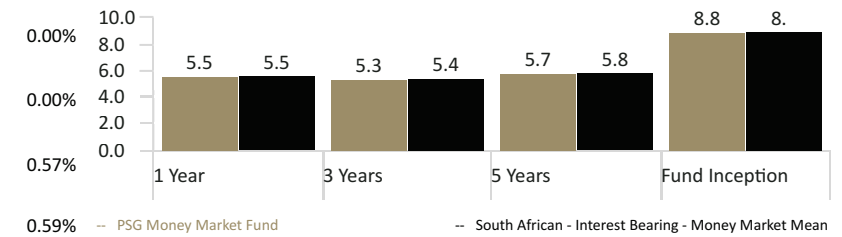
WHO SHOULD INVEST?

Investors who:
 Seek capital stability, interest income and high liquidity through a low-risk investment
 Need an interim investment vehicle or 'parking bay' for surplus funds
 Focus on a short- to medium-term investment horizon

RISK CLASSIFICATION



ANNUALISED PERFORMANCE % (AFTER FEES)



The PSG Money Market Fund has a Total Expense Ratio (TER) as listed above. For the period from 1 October 2013 to 30 September 2014 on an annualised basis, the above percentages of the average Net Asset Value of the portfolio was incurred as charges, levies and fees. A higher TER ratio does not necessarily imply a poor return, nor does a low TER imply a good return. The current TER cannot be regarded as an indication of future TER's.

TOP EXPOSURES

1. Absa Bank
2. Standard Bank
3. Nedbank
4. Firststrand Bank
5. Capitec Bank
6. Bidvestco Limited
7. Transnet Soc Limited
8. Adcorp Holdings Limited
9. Macquarie Securities SouthAfrica (Pty) Limited
10. Investec Bank

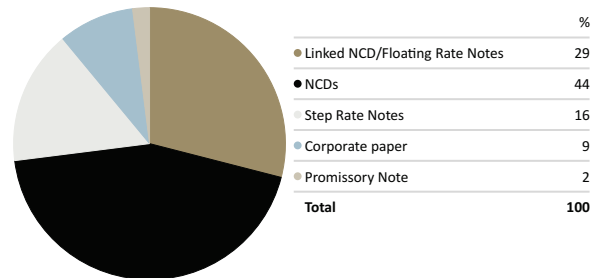
INVESTMENT OBJECTIVE

The fund aims to provide capital security, a steady income yield and high liquidity.

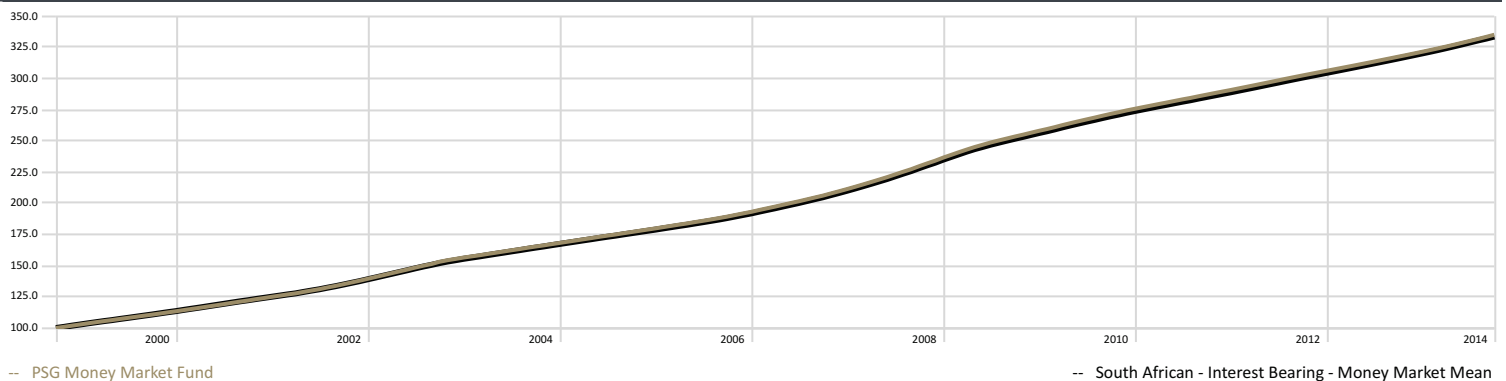
INVESTMENT POLICY

The investment objective of the portfolio is to provide a medium whereby investors can obtain undivided participation in a diversified portfolio of such money market instruments as defined from time to time. The primary performance objective of the portfolio is to obtain as high a level of current income as is consistent with capital preservation and liquidity. Capital gains will be of an incidental nature. The portfolio will comply with legislation governing retirement funding.

ASSET ALLOCATION



HOW THE FUND HAS PERFORMED SINCE 19 October 1998



A constant price will be maintained. Past performance is not necessarily a guide to future performance. CIS can engage in borrowing and script lending. A schedule of fees and charges and maximum commissions is available on request from PSG Collective Investments Limited. Commission and incentives may be paid and if so, are included in the overall costs. Forward pricing is used.

The portfolios may be capped at any time in order for them to be managed in accordance with their mandate. Different classes of Participatory Interest can apply to these portfolios and are subject to different fees and charges.

Figures quoted are from Source: 2014 Morningstar Inc. All Rights Reserved as at end of September 2014, for a lump sum using NAV-NAV prices net of fees, includes income and assumes reinvestment of income distributions.

PSG Collective Investments Limited is a member of the Association of Savings and Investments South Africa (ASISA) through its holdings company PSG Konsult Limited.

Conflict of Interest Disclosure: PSG Asset Management (Pty) Ltd (FSP no 29524) and PSG Collective Investments Limited are subsidiaries of PSG Group Limited.

FUND FACTS

Sector	Global - Equity - General
Benchmark	MSCI World Free NR USD Index (in ZAR)
Regulation 28 compliant	No
Manager	Henno Vermaak and Gregory Hopkins
Fund Launch Date	3 May 2011
Fund Size	R153 522 067
Month end NAV Price	177.77
Minimum Investment	R2000 lump sum
Distribution Frequency	February
Latest Distribution (cpu) 28 Feb 2014	
Max. Initial Fee (incl. VAT) Fund Manager	
Max. Initial Fee (incl. VAT) Advisor	
Annual Management Fee (incl. VAT)	
Total Expense Ratio (incl. VAT)	2.22%

The PSG Global Equity Feeder Fund has a Total Expense Ratio (TER) as listed above. For the period from 1 October 2013 to 30 September 2014 on an annualised basis, the above percentages of the average Net Asset Value of the portfolio was incurred as charges, levies and fees. A higher TER ratio does not necessarily imply a poor return, nor does a low TER imply a good return.

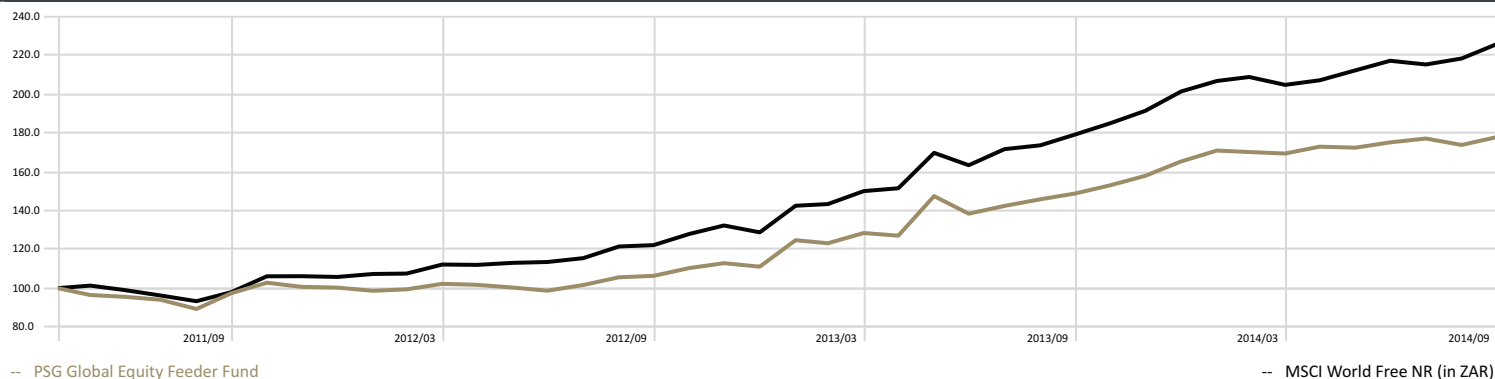
INVESTMENT OBJECTIVE

The fund aims to outperform the average of the world's equity markets, as represented by the MSCI World Free NR USD Index (in ZAR) (the "Benchmark").

INVESTMENT POLICY

The PSG Global Equity Feeder Fund is a Rand denominated Equity Feeder Fund, feeding solely into the PSG Global Equity Fund IC Limited (USD), a protected cell under the PSG Mutual Fund ICC Limited, approved for distribution in the Republic of South Africa. The portfolio's investment strategy will attempt to reduce the comparative risk of loss over an investment period of 4 or more years. The portfolio aims to achieve capital growth over the long term, with the generation of income not being a main objective of the portfolio.

HOW THE FUND HAS PERFORMED SINCE 3 May 2011



Collective Investment Schemes in Securities (CIS) are generally medium to long-term investments. The value of participatory interests (units) may go down as well as up and past performance is not a guide to the future. CIS are traded at ruling prices and can engage in borrowing and script lending. A feeder fund is a portfolio that, apart from assets in liquid form, consists solely of participatory interests in a single portfolio of a collective investment scheme. Fluctuations or movements in the exchange rates may cause the value of underlying international investments to go up or down. A schedule of fees and charges and maximum commissions is available on request from PSG Collective Investments Limited. Commission and incentives may be paid and if so, are included in the overall costs. Forward pricing is used. The portfolios may be capped at any time in order for them to be managed in accordance with their mandate.

Different classes of Participatory Interest can apply to these portfolios and are subject to different fees and charges. Figures quoted are from Source: 2014 Morningstar Inc. All rights reserved as at end of September 2014, for a lump sum using NAV-NAV prices net of fees, includes income and assumes reinvestment of income. PSG Collective Investments Limited is a member of the Association of Savings and Investments South Africa (ASISA) through its holdings company PSG Konsult Limited.

Conflict of Interest Disclosure

The Fund may from time to time invest in a portfolio managed by a related party. PSG Collective Investments Limited or the Fund Manager may negotiate a discount in fees charged by the underlying portfolio. All discounts negotiated are re-invested in the Fund for the benefit of the investor. Neither PSG Collective Investments Limited nor the Fund Manager retains any portion of such discount for their own accounts. PSG Asset Management (Pty) Ltd (FSP no 29524) and PSG Collective Investments Limited are subsidiaries of PSG Group Limited. The Fund Manager may use the brokerage services of a related party, PSG Online Securities Ltd.

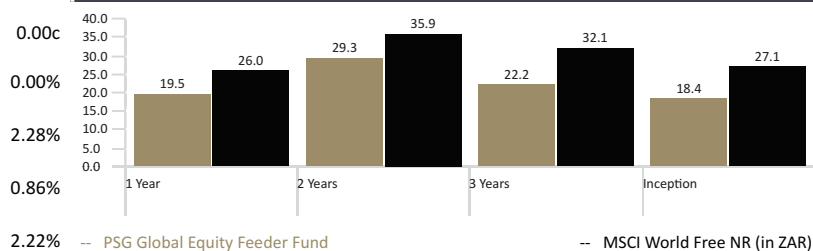
WHO SHOULD INVEST?

Investors who:
 Seek an equity-focused portfolio that has outstanding growth potential
 Aim to maximize potential returns within an acceptable risk profile
 Focus on a long-term investment horizon

RISK CLASSIFICATION



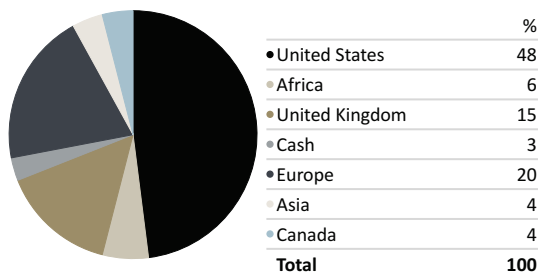
ANNUALISED PERFORMANCE % (after fees)



TOP 10 EQUITY HOLDINGS

1. International Business Machine Corp
2. Berkshire Hathaway Inc
3. Markel Corp
4. J Sainsbury Plc
5. Steinhoff International Holdings Limited
6. JP Morgan Chase & Co
7. Capital One Financial Corp
8. Porsche Automobil Holdings - Preferred
9. Brookfield Asset Management
10. Cisco Systems Inc

REGIONAL ALLOCATION



FUND FACTS


Sector	Global - Multi Asset - Flexible
Benchmark (in ZAR)	US Inflation +6%
Regulation 28 compliant	No
Manager	Henno Vermaak and Jan Mouton
Fund Launch Date	10 April 2013
Fund Size	R467 361 130
Month end NAV Price	139.90
Minimum Investment	R2000 lump sum
Distribution Frequency	February
Latest Distribution (cpu) 28 Feb 2014	
Max. Initial Fee (incl. VAT) Fund Manager	
Max. Initial Fee (incl. VAT) Advisor	
Annual Management Fee (incl. VAT)	
Total Expense Ratio (incl. VAT)	2.33%

The PSG Global Flexible Feeder Fund has a Total Expense Ratio (TER) as listed above. For the period from 1 October 2013 to 30 September 2014 on an annualised basis, the above percentages of the average Net Asset Value of the portfolio was incurred as charges, levies and fees. A higher TER ratio does not necessarily imply a poor return, nor does a low TER imply a good return. The current TER cannot be regarded as an indication of future TER's.

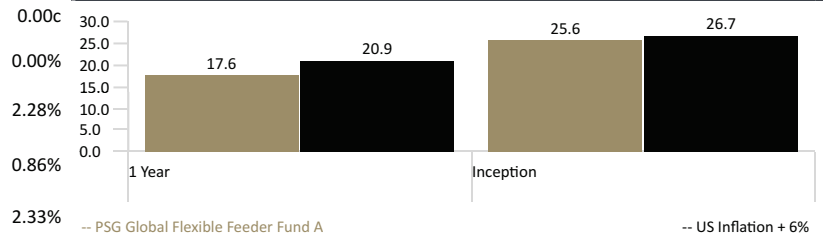
WHO SHOULD INVEST?

Investors who:
 Want a managed solution in offshore markets
 Want to diversify their holdings across the world
 Focus on a medium to long-term investment horizon

RISK CLASSIFICATION



ANNUALISED PERFORMANCE % (after fees)



TOP 10 EQUITY HOLDINGS

1. International Business Machine Corp
2. Markel Corp
3. Berkshire Hathaway Inc
4. Steinhoff International Holdings Ltd
5. J Sainsbury Plc
6. JP Morgan Chase & Co
7. Capital One Financial Corp
8. Porsche Automobil Holdings - Preferred
9. Brookfield Asset Management
10. Cisco Systems Inc

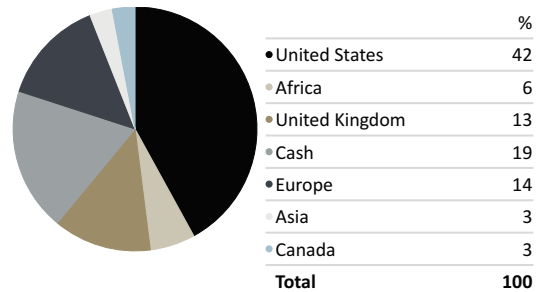
INVESTMENT OBJECTIVE

The fund aims to achieve superior medium to long term capital growth through exposure to selected sectors of the global equity market, bond market and money market.

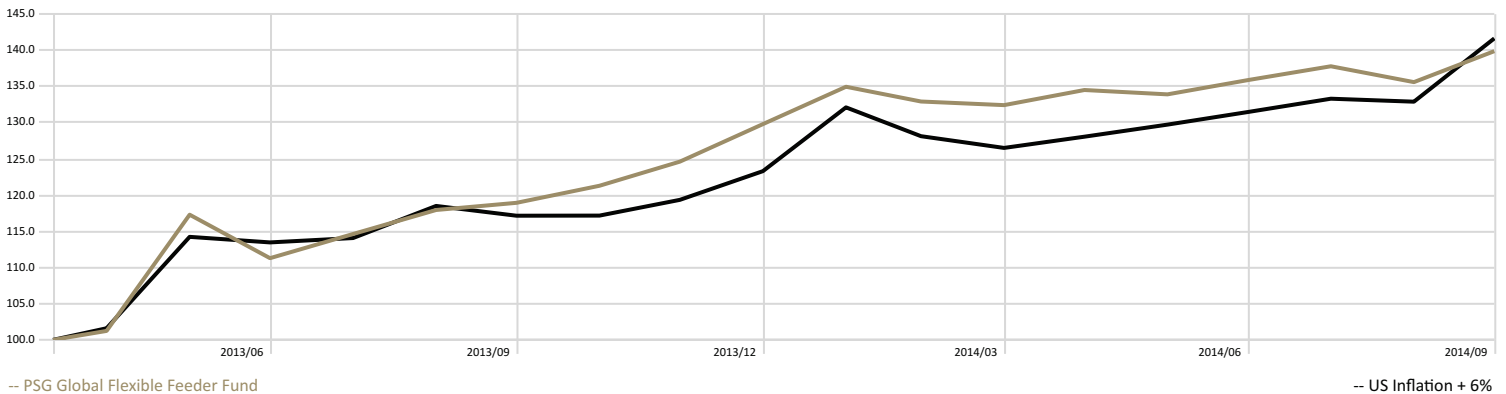
INVESTMENT POLICY

The PSG Global Flexible Feeder Fund is a Rand denominated Feeder Fund, feeding solely into the PSG Global Flexible Fund IC Limited, a protected cell under the PSG Mutual Fund ICC Limited. The investment objective is to achieve superior medium to long term capital growth through exposure to selected sectors of the global equity market, bond market and money market.

REGIONAL ALLOCATION



HOW THE FUND HAS PERFORMED SINCE 10 April 2013



Collective Investment Schemes in Securities (CIS) are generally medium to long-term investments. The value of participatory interests (units) may go down as well as up and past performance is not a guide to the future. CIS are traded at ruling prices and can engage in borrowing and script lending. A feeder fund is a portfolio that, apart from assets in liquid form, consists solely of participatory interests in a single portfolio of a collective investment scheme. Fluctuations or movements in the exchange rates may cause the value of underlying international investments to go up or down. A schedule of fees and charges and maximum commissions is available on request from PSG Collective Investments Limited. Commission and incentives may be paid and if so, are included in the overall costs. Forward pricing is used. The portfolios may be capped at any time in order for them to be managed in accordance with their mandate.

Different classes of Participatory Interest can apply to these portfolios and are subject to different fees and charges. Figures quoted are from Source: 2014 Morningstar Inc. All rights reserved as at end of September 2014, for a lump sum using NAV-NAV prices net of fees, includes income and assumes reinvestment of income. PSG Collective Investments Limited is a member of the Association of Savings and Investments South Africa (ASISA) through its holdings company PSG Konsult Limited.

Conflict of Interest Disclosure

The Fund may from time to time invest in a portfolio managed by a related party. PSG Collective Investments Limited or the Fund Manager may negotiate a discount in fees charged by the underlying portfolio. All discounts negotiated are re-invested in the Fund for the benefit of the investor. Neither PSG Collective Investments Limited nor the Fund Manager retains any portion of such discount for their own accounts. PSG Asset Management (Pty) Ltd (FSP no 29524) and PSG Collective Investments Limited are subsidiaries of PSG Group Limited. The Fund Manager may use the brokerage services of a related party, PSG Online Securities Ltd.

FUND FACTS


Sector	Global - Multi Asset - Flexible
Benchmark (in ZAR)	US Inflation +6%
Regulation 28 compliant	No
Manager	Henno Vermaak and Jan Mouton
Fund Launch Date	10 April 2013
Fund Size	R467 361 130
Month end NAV Price	140.95
Minimum Investment	R2000 lump sum
Distribution Frequency	February
Latest Distribution (cpu) 28 Feb 2014	0.00c
Max. Initial Fee (incl. VAT) Fund Manager	0.00%
Max. Initial Fee (incl. VAT) Advisor	2.28%
Annual Management Fee (incl. VAT)	0.29%
Total Expense Ratio (incl. VAT)	1.76%

The PSG Global Flexible Feeder Fund has a Total Expense Ratio (TER) as listed above. For the period 1 October 2013 to 30 September 2014 on an annualised basis, the above percentages of the average Net Asset Value of the portfolio was incurred as charges, levies and fees. A higher TER ratio does not necessarily imply a poor return, nor does a low TER imply a good return. The current TER cannot be regarded as an indication of future TER's.

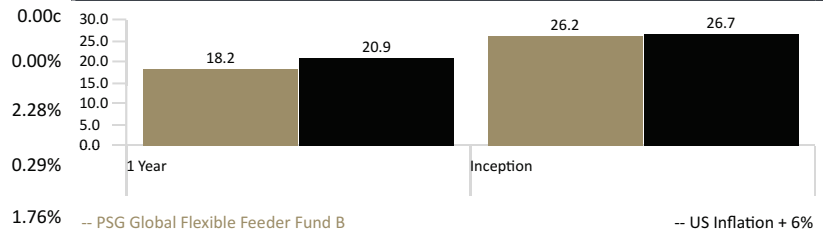
WHO SHOULD INVEST?

Investors who:
 Want a managed solution in offshore markets
 Want to diversify their holdings across the world
 Focus on a medium to long-term investment horizon

RISK CLASSIFICATION



ANNUALISED PERFORMANCE % (after fees)



TOP 10 EQUITY HOLDINGS

1. International Business Machine Corp
2. Markel Corp
3. Berkshire Hathaway Plc
4. Steinhoff International Holdings Limited
5. J Sainsbury Plc
6. JP Morgan Chase & Co
7. Capital One Financial Corp
8. Porsche Automobil Holdings - Preferred
9. Brookfield Asset Management
10. Cisco Systems Inc

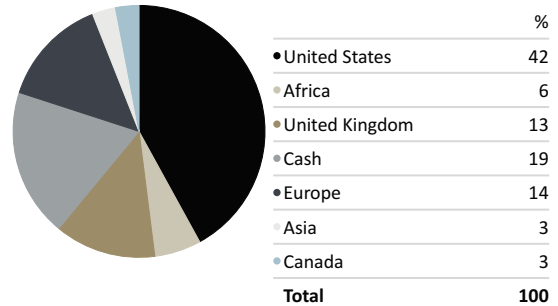
INVESTMENT OBJECTIVE

The fund aims to achieve superior medium to long term capital growth through exposure to selected sectors of the global equity market, bond market and money market.

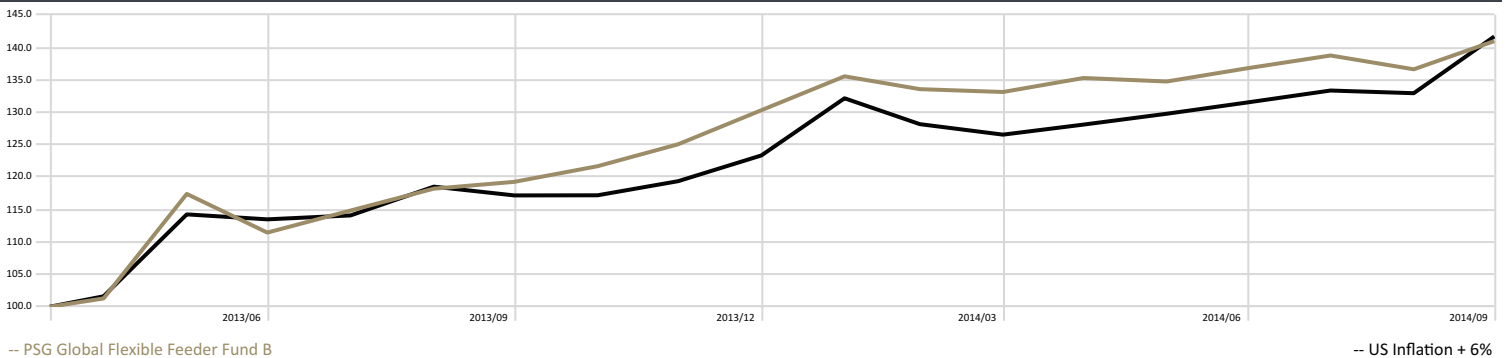
INVESTMENT POLICY

The PSG Global Flexible Feeder Fund is a Rand denominated Feeder Fund, feeding solely into the PSG Global Flexible Fund IC Limited, a protected cell under the PSG Mutual Fund ICC Limited. The investment objective is to achieve superior medium to long term capital growth through exposure to selected sectors of the global equity market, bond market and money market.

REGIONAL ALLOCATION



HOW THE FUND HAS PERFORMED SINCE 10 April 2013



Collective Investment Schemes in Securities (CIS) are generally medium to long-term investments. The value of participatory interests (units) may go down as well as up and past performance is not a guide to the future. CIS are traded at ruling prices and can engage in borrowing and script lending. A feeder fund is a portfolio that, apart from assets in liquid form, consists solely of participatory interests in a single portfolio of a collective investment scheme. Fluctuations or movements in the exchange rates may cause the value of underlying international investments to go up or down. A schedule of fees and charges and maximum commissions is available on request from PSG Collective Investments Limited. Commission and incentives may be paid and if so, are included in the overall costs. Forward pricing is used. The portfolios may be capped at any time in order for them to be managed in accordance with their mandate.

Different classes of Participatory Interest can apply to these portfolios and are subject to different fees and charges. Figures quoted are from Source: 2014 Morningstar Inc. All rights reserved as at end of September 2014, for a lump sum using NAV-NAV prices net of fees, includes income and assumes reinvestment of income. PSG Collective Investments Limited is a member of the Association of Savings and Investments South Africa (ASISA) through its holdings company PSG Konsult Limited.

Conflict of Interest Disclosure

The Fund may from time to time invest in a portfolio managed by a related party. PSG Collective Investments Limited or the Fund Manager may negotiate a discount in fees charged by the underlying portfolio. All discounts negotiated are re-invested in the Fund for the benefit of the investor. Neither PSG Collective Investments Limited nor the Fund Manager retains any portion of such discount for their own accounts. PSG Asset Management (Pty) Ltd (FSP no 29524) and PSG Collective Investments Limited are subsidiaries of PSG Group Limited. The Fund Manager may use the brokerage services of a related party, PSG Online Securities Ltd.


FUND FACTS

Sector	Global Equity
Benchmark	MSCI World NR USD Index
Fund Launch Date	23 July 2010
Manager	PSG Fund Management (CI) Ltd
Investment Advisor	PSG Asset Management (Pty) Ltd Henno Vermaak and Greg Hopkins
Fund Size \$	\$38 806 493
Month end NAV Price (\$)	\$1.2914
Minimum Initial Investment	\$5000
Minimum Subsequent Investment	\$1000
Max. Initial Fee - Fund Manager	
Max. Initial Fee - Advisor	
Annual Management Fee	
Performance Fee	In the event of the Net Asset Value of the portfolio outperforming the benchmark; then the manager may levy a performance fee equal to an amount of up to 20% of the out-performance.
Max. Administrative Fee	0.15%

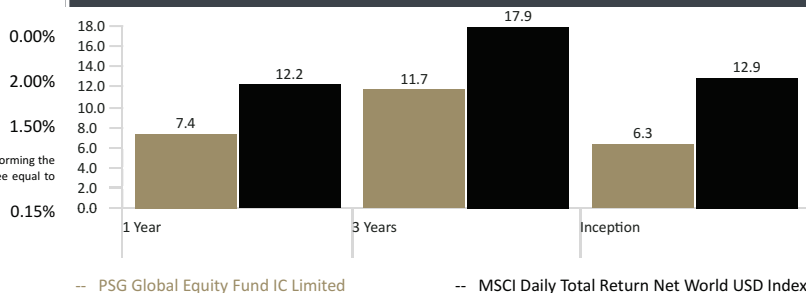
WHO SHOULD INVEST?

Investors who:
 Seek an equity-focused portfolio that has outstanding growth potential
 Aim to maximize potential returns within an acceptable risk profile
 Focus on a long-term investment horizon

RISK CLASSIFICATION



ANNUALISED PERFORMANCE % (after fees)



INVESTMENT OBJECTIVE

The Cell aims to outperform the average of the world's equity markets, as represented by the MSCI Daily Total Return Net World USD (the Benchmark"). The Cell's Investment Strategy will attempt to reduce the comparative risk (against the Benchmark) of loss over an investment period of 4 or more years.

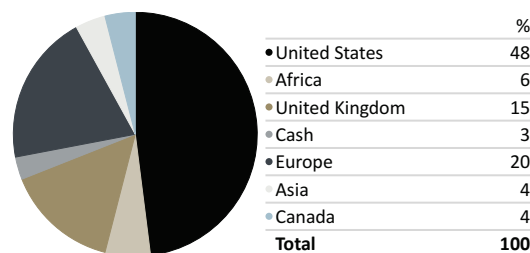
TOP 10 EQUITY HOLDINGS

1. International Business Machine Corp
2. Berkshire Hathaway Inc
3. Markel Corp
4. J Sainsbury Plc
5. Steinhoff International Holdings Limited
6. JP Morgan Chase & Co.
7. Capital One Financial Corp
8. Porsche Automobil Holdings - Preferred
9. Brookfield Asset Management
10. Cisco Systems Inc

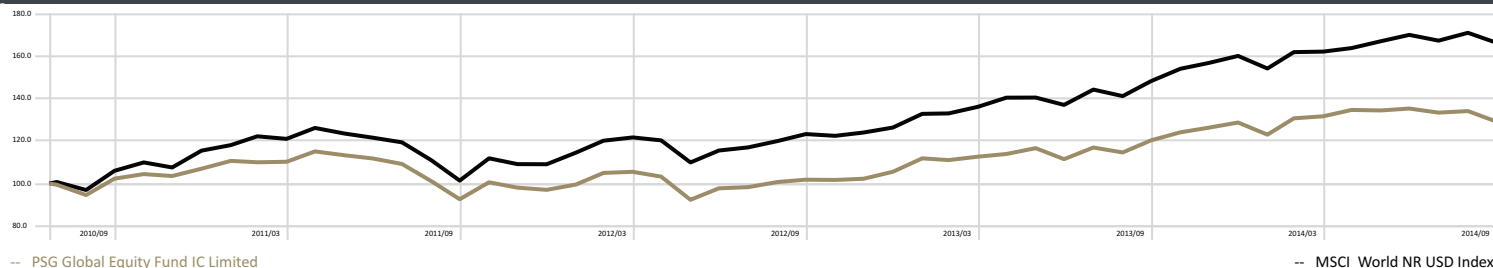
INVESTMENT POLICY

The Cell will seek to achieve its objective primarily through investing in securities listed on recognised exchanges around the world. The Cell is designed to remain substantially invested in global equities and will thus be exposed to all the risk and rewards of the global equities as selected. These equities are selected using proprietary investment research undertaken by the Investment Advisor.

REGIONAL ALLOCATION



HOW THE FUND HAS PERFORMED SINCE 23 July 2010



Past performance is not a reliable indicator of future results and you may get back less than you originally invested. This publication is for private circulation and information purposes only and does not constitute a personal recommendation or investment advice or an offer to buy/sell or an invitation to buy/sell securities in the fund. The information and any opinions have been obtained from or are based on sources believed to be reliable, but accuracy cannot be guaranteed.

No responsibility can be accepted for any consequential loss arising from the use of this information. The information is expressed at its date and is issued only to and directed only at those individuals who are permitted to receive such information in accordance with Guernsey laws and regulations. In some countries the distribution of this publication may be restricted: It is your responsibility to find out what those restrictions are and observe them.

Please always refer to the fund's prospectus. PSG Fund Management (CI) Limited as general manager and Legis Fund Services Limited as Administrator are licensed by the Guernsey Financial Services Commission (GFSC). The fund is a Guernsey Class B open-ended collective investment scheme authorised by the GFSC. Figures and benchmark quoted are from Source: © 2014 Morningstar, Inc. All Rights Reserved as at 30 September 2014