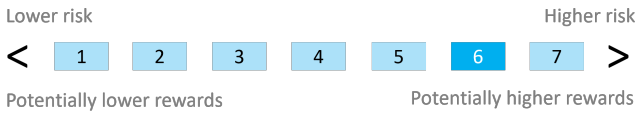


## Fund details

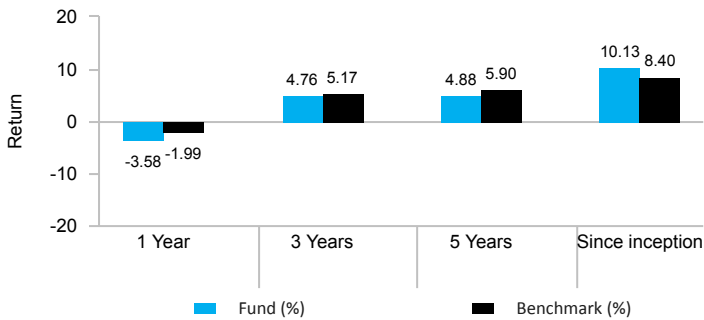
Inception date	08 March 2018
Fund manager	Adriaan Pask
Fund size	R 5 312 879 638
Class units in issue	1 061 647 732
Class NAV	R 4.96
ASISA sector	Global - Multi Asset - Flexible
Benchmark	EAA Fund USD Flexible Allocation Average (in ZAR)
Minimum investment	As per the platform minimum
Regulation 28 compliant	No
ISIN	ZAE000182374

## Risk profile



## Annualized return % (after fees)

As of date: 28/02/2026



## Investment objective

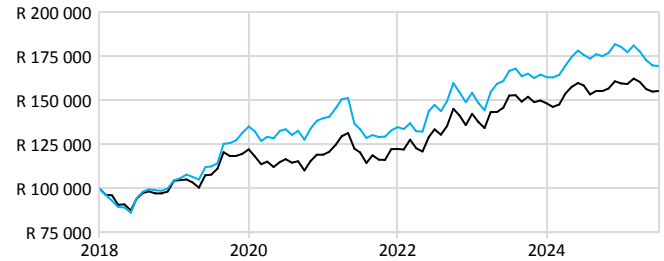
- The PSG Wealth Global Flexible Feeder Fund (the "portfolio") is a Rand denominated feeder fund that will, apart from assets in liquid form, invest solely in the PSG Wealth Global Flexible Fund of Funds (USD) (the "underlying fund"), a collective investment scheme portfolio under the PSG Global Portfolio domiciled in Malta.
- The investment objective, via its holding in the underlying fund, is to deliver long-term capital growth through flexible global asset allocation across a broad range of investment opportunities.
- The underlying fund has flexible exposure across global equities, fixed income and other asset classes, with an emphasis on equities and a minimum 50% net equity exposure.
- The underlying fund may hold assets in liquid form and may hold 100% cash in adverse market conditions.
- The underlying fund may hold financial instruments exclusively to hedge exchange rate risk and may invest in collective investment schemes that use derivative instruments for efficient portfolio management. Please refer to the MDD as well as the prospectus of the underlying fund.

## This fund is suitable for investors who:

- Are seeking unconstrained flexible global multi-asset portfolio.
- Requires long-term wealth creation through flexible asset allocation.
- Are comfortable with exchange rate fluctuations, volatility and risk of capital loss.
- Have a minimum investment horizon of at least seven years.

## Growth of 100 000 invested at inception

Time period: 08/03/2018 to 28/02/2026



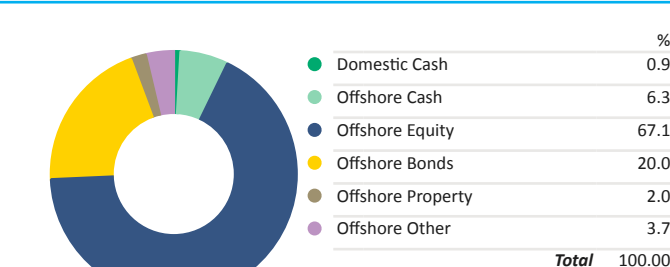
PSG Wealth Global Flexible FF D R 215 997.5  
EAA Fund USD Flexible Allocation Average (in ZAR) R 190 281.7

## Top ten equity holdings

As of date: 28/02/2026

Company	%
Microsoft Corp	2.3
Amazon.com Inc	1.8
NVIDIA Corp	1.8
Broadcom Inc	1.4
London Stock Exchange Group plc	1.0
Alphabet Inc	1.0
Taiwan Semiconductor Manufacturing Co Ltd	1.0
Euronext NV	1.0
Amadeus IT Group SA	0.8
Booking Holdings Inc	0.6

## Asset allocation/investment exposure




There may be slight differences in the totals due to rounding.

## Composition

As of date: 28/02/2026

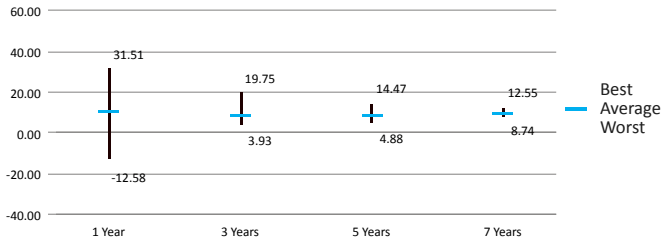
Component	%
PSG Wealth Global Flexible FoF	99.1
HSBC Global Strategy Dynamic Portfolio	15.4
Ninety One GSF Global Macro Allocation Fund	14.4
MFS Prudent Capital Fund	14.4
Baillie Gifford Managed Fund	14.5
Veritas Global Real Return Fund	10.1
Sarasin IE Multi-Asset Dynamic Fund	13.9
Capital Group Capital Income Builder Fund	15.8
Offshore Cash	0.5
Domestic Cash	0.9



### Specific fund risk

- High short-term capital loss risk.
- Equity (market) risk: Global share prices may fluctuate significantly due to economic and market developments.
- Interest-rate risk: Bond values may decline when interest rates rise.
- Currency risk: As a rand feeder into a foreign currency fund, performance is materially impacted by exchange rate movements.
- Concentration risk: Allocation to specific regions or sectors may increase volatility.
- Derivative risk: Where derivatives are used in the underlying fund, gains and losses may be magnified.
- Jurisdiction Risk: The portfolio invests in foreign securities and may be subject to liquidity and repatriation constraints, macroeconomic and political risks, foreign exchange, tax and settlement risks, and limitations on the availability of market information.

### Rolling returns (%)



The rolling return chart reflects the highest, lowest and average annualised return over the period indicated since the inception of the fund. For example, for the 1 year period the chart reflects the highest, lowest and average 12 month return the fund has experienced since its inception. Rolling returns highlight the magnitude of an investment's stronger and poorer periods of performance.

### Distribution history (cents per unit)

Distribution frequency: **Annually**

28 February 2026	0.9000
------------------	--------

### To invest

- Speak to your financial adviser
- The cut-off time for daily transactions is determined by the platform

### What is a Total Expense Ratio (TER)?

- The Total Expense Ratio (TER) is the annualised percentage of the Fund's average assets under management that has been used to pay the Fund's actual expenses over a one- and three-year period.
- This percentage of the average Net Asset Value (NAV) of the portfolio was incurred as charges, levies and fees related to the management of the portfolio.
- A higher TER ratio does not necessarily imply a poor return, nor does a low TER ratio imply a good return. The current TER cannot be regarded as an indication of future TERs.
- Part of the Annual Management Fee may be payable to the financial intermediary. The sum of the TER and transaction costs is shown as the Total Investment Charge.
- Since Fund returns are quoted after the deduction of these expenses, the TER and transaction costs should not be deducted again from published returns.

### Total investment charge

Total Investment Charge annualised for the period 01/01/2023 to 31/12/2025

<b>Total expense ratio % (incl. VAT)</b>	<b>1.09</b>
Annual management fee % (incl. VAT)	0.46
Other costs excluding transaction costs % (incl. VAT)	0.63
<b>Transaction costs % (incl. VAT)</b>	<b>0.03</b>
<b>Total investment charge % (incl. VAT)</b>	<b>1.12</b>

### Total investment charge

Total Investment Charge annualised for the period 01/01/2025 to 31/12/2025

<b>Total expense ratio % (incl. VAT)</b>	<b>1.10</b>
Annual management fee % (incl. VAT)	0.46
Other costs excluding transaction costs % (incl. VAT)	0.64
<b>Transaction costs % (incl. VAT)</b>	<b>0.03</b>
<b>Total investment charge % (incl. VAT)</b>	<b>1.13</b>

### Transaction costs

- Transaction costs are shown separately and are a necessary cost in administering the Financial Product and impacts Financial Product returns.
- Transaction costs should not be considered in isolation as return may be impacted by many other factors over time including market returns, the type of Financial Product, the investment decisions of the investment manager and the TER.

### Fees

- Adviser fees are negotiated between the client and adviser and is distinct from the other fees on this document.
- The PSG Wealth FoF range of Solutions (including this fund) do not incur any performance fees at either a Fund of Fund or underlying manager level.

### Disclaimer

Collective Investment Schemes (CIS) in securities are generally medium to long term investments. The value of participatory interests (units) or the investment may go down as well as up and past performance is not a guide to future performance. Fluctuations or movements in the exchange rates may cause the value of underlying international investments to go up or down. CIS are traded at ruling prices and can engage in borrowing and scrip lending. The portfolio may borrow up to 10% of its market value to bridge insufficient liquidity. Where foreign securities are included in a portfolio, the portfolio is exposed to risks such as potential constraints on liquidity and the repatriation of funds, macroeconomic, political, foreign exchange, tax, settlement and potential limitations on the availability of market information. The portfolios may be capped at any time in order for them to be managed in accordance with their mandate. PSG Collective Investments (RF) Limited does not provide any guarantee either with respect to the capital or the return of the portfolio. Due to rounding, numbers presented throughout this document may not add up precisely to the totals provided.

### Feeder Funds

A Feeder Fund is a portfolio which, apart from assets in liquid form, invests in a single portfolio of a collective investment scheme, which levies its own charges, and which could result in a higher fee structure for feeder fund portfolios.

### Performance

All performance data for a lump sum, net of fees, includes income and assumes reinvestment of income on a NAV to NAV basis. Annualised performances show longer term performance rescaled over a 12-month period. Individual investor performance may differ as a result of initial fees, the actual investment date, the date of reinvestment and dividend withholding tax. Performance is calculated for the portfolio and individual investor performance may differ as a result thereof. The portfolio is valued at 15h00 daily. The cut-off time is determined by the investment platform. Income distributions are net of any applicable taxes. Actual annual figures are available to the investor on request. Prices are published daily and available on the website <https://www.psg.co.za/psg-multi-managed-funds> and in the daily newspapers. Figures quoted are from Morningstar Inc. Performance figures are for illustrative purposes only.

### Pricing

Forward pricing is used. Unit trust prices are calculated on a net asset value (NAV) basis, which is the market value of all assets in the portfolio including income accruals less permissible deductions divided by the number of units in issue.

### Redemptions

The ability of a portfolio to repurchase is dependent upon the liquidity of the securities and cash of the portfolio. To protect investors, a manager may suspend repurchases for a period, subject to regulatory approval, to await liquidity. A suspension ensures that the sale of a large number of units will not force PSG Collective Investments (RF) Limited to sell the underlying investments at a price in the market which could have a negative impact on investors. PSG Collective Investments (RF) Limited will keep all investors

informed should a situation arise where such suspension is required.

### Fees

A schedule of fees and charges and maximum commissions is available on request from PSG Collective Investments (RF) Limited. Commission and incentives may be paid and, if so, are included in the overall costs. Different classes of Participatory Interest can apply to these portfolios and are subject to different fees, charges and possibly dividend withholding tax and will thus have differing performances.

### Company details

PSG Investment Management (Pty) Ltd is the investment advisor to the delegated fund manager, PSG Wealth Financial Planning (Pty) Ltd. Both are registered financial services providers under the Financial Advisory and Intermediary Services Act. PSG Collective Investments (RF) Limited is registered as a CIS Manager with the Financial Sector Conduct Authority, and a member of the Association of Savings and Investments South Africa (ASISA) through its holding company PSG Financial Services Limited. PSG Collective Investments (RF) Ltd retains full responsibility for the third-party named portfolios. PSG Investment Management (Pty) Ltd, PSG Wealth Financial Planning (Pty) Ltd and PSG Collective Investments (RF) Limited are subsidiaries of PSG Financial Services Limited.

### Conflict of Interest Disclosure

The Fund may from time to time invest in a portfolio managed by a related party.

PSG Collective Investments (RF) Limited or the fund manager may negotiate a discount in fees charged by the underlying portfolio. All discounts negotiated are reinvested in the Fund for the benefit of the investors. Neither PSG Collective Investments (RF) Limited nor PSG Asset Management (Pty) Ltd retains any portion of such discount for their own accounts. The fund manager may use the brokerage services of a related party, PSG Securities Ltd.

The financial advice and/or services that any PSG associated company provides to you may result in a market-related financial benefit to another associated PSG company providing advice and/or services. To avoid any conflict of interest when PSG gives you advice, we ensure that the advice given is appropriate and suitable to you and your circumstances. You hereby consent to such benefits being earned by another PSG company and agree that you will not be entitled to any allocation or payment of any such benefit.

### Trustee

The Standard Bank of South Africa Limited, 2 Heerengracht Street, Cnr Hertzog Boulevard, Cape Town, 8001. Tel: +27 (21) 401 2443. Email: [compliance-psg@standardbank.co.za](mailto:compliance-psg@standardbank.co.za).

### Additional information

Additional information is available free of charge on the website [www.psg.co.za/psg-multi-managed-funds](http://www.psg.co.za/psg-multi-managed-funds) and may include publications, brochures, forms and annual reports.