

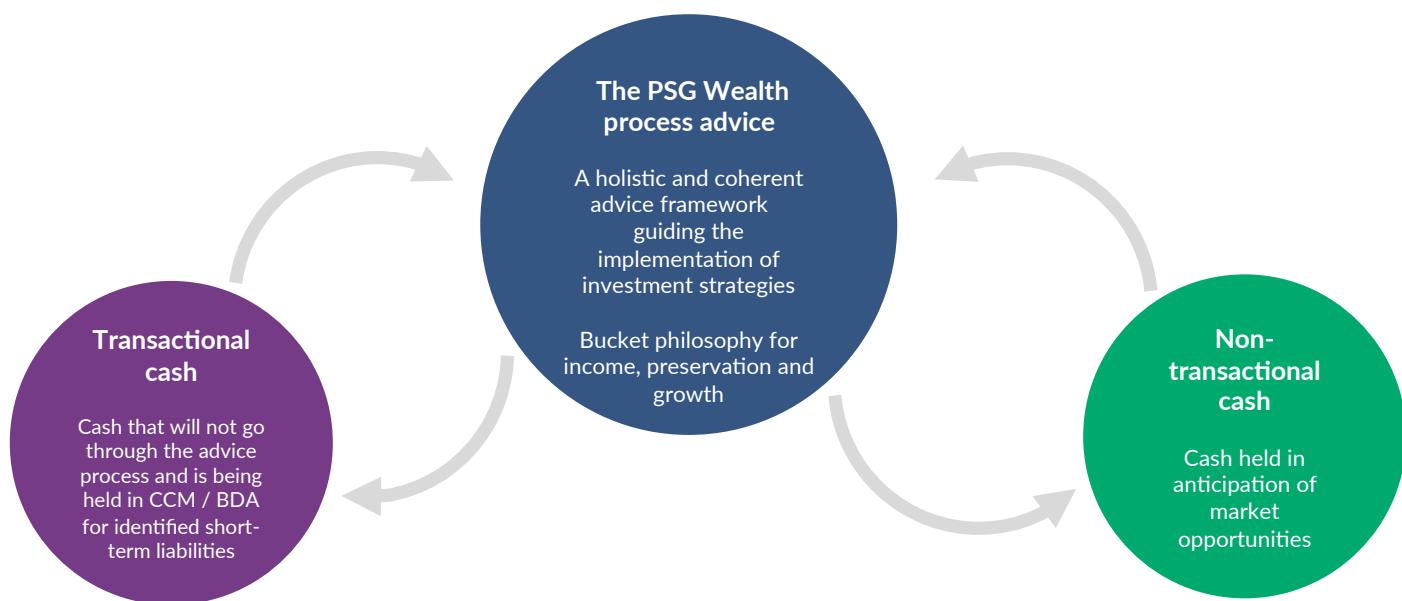


**PSG Wealth Cash Account**



## Enhanced cash solutions for non-transactional and advice process cash needs

Our enhanced offerings for non-transactional and advice process cash provides competitive fees and are available exclusively to clients of PSG Wealth advisers.



	PSG Wealth Cash Account for non-transactional cash		Cash already part of advice process	
Client need	A holding vehicle for non-transactional cash, with ease of access to market. Removes risks associated with using transactional cash offerings as a holding vehicle: <ul style="list-style-type: none"> <li>• high single counterparty credit risk (for example in bank deposit type offerings), and</li> <li>• relatively low and sometimes volatile yields.</li> </ul>		Competitive fees on existing unit trust investments	
Sources of cash	Money held in bank deposits and in share-trading accounts. (Existing unit trust investments are excluded.)		Existing PSG Wealth Voluntary Investment Plan investments	
Investment type	PSG Wealth Voluntary Investment Plan investments			
Platform administration fee*		0.10%	Standard PSG Wealth fee scale, which allows for family pricing and competitive fees on PSG funds.	
Available funds (and their management fees)*	PSG Wealth Enhanced Interest FoF (P)	0.38%	PSG Wealth Enhanced Interest FoF (G)	0.38%
	PSG Money Market Fund (P)	0.173%	PSG Money Market Fund (G)	0.173%
	PSG Income Fund (P)	0.46%		

\* All fees include VAT.



## More about the underlying investments

Fund	Underlying instruments	Yield expectation vs. capital stability	Use case
PSG Wealth Enhanced Interest FoF	<ul style="list-style-type: none"> <li>Includes, for example, fixed deposits, listed debentures and high-yielding securities.</li> <li>Maximum average weighted duration: 200 days.</li> <li>Maximum outstanding term to maturity for any one instrument: 36 months.</li> </ul>	<ul style="list-style-type: none"> <li>Yields consistently higher than bank deposits, especially on a one-year rolling return basis.</li> <li>High capital stability, with slightly more volatility than bank deposits.</li> </ul>	<ul style="list-style-type: none"> <li>Ideal for a holding vehicle for 12 to 24 months.</li> <li>use for regular withdrawals.</li> </ul>
PSG Money Market Fund	<ul style="list-style-type: none"> <li>Includes money market instruments issued by various entities (e.g. government, corporates and banks).</li> <li>Maximum average weighted duration: 90 days.</li> <li>Maximum outstanding term to maturity for any one instrument: 13 months.</li> </ul>	<ul style="list-style-type: none"> <li>Yields in excess of bank deposits.</li> <li>High capital stability with less intra-month volatility than PSG Wealth Enhanced Interest FoF.</li> </ul>	<ul style="list-style-type: none"> <li>Ideal for a holding vehicle for less than 12 months.</li> </ul>
PSG Income Fund	<ul style="list-style-type: none"> <li>Fixed-interest securities, loan, stock, debentures stock, bonds, unsecured notes and other non-equity securities.</li> <li>No investment in property, equities and preference shares.</li> </ul>	<ul style="list-style-type: none"> <li>Yields in excess of the above two funds for periods in excess of one-year.</li> <li>Higher duration instruments implies greater capital volatility than above two funds.</li> </ul>	<ul style="list-style-type: none"> <li>Ideal as a holding vehicle at least in excess of 12 months.</li> </ul>

All funds invest primarily in multi-issuer asset allocation instruments and provide access to a range of quality issuers

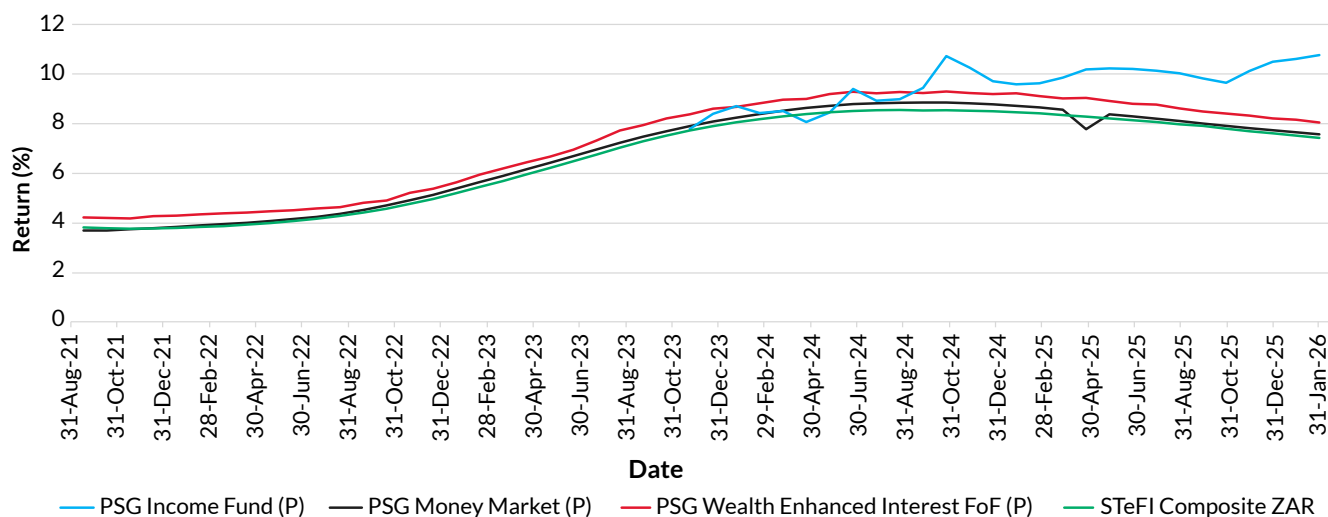


## Comparing yields

Money market funds generally publish daily 'annual effective yields'. Keep in mind that these are based on recent daily accruals that are annualised. These published yields thus provide a short-term view of the funds' returns.

It is generally more useful to consider one-year rolling returns over extended periods of time to determine consistent relative performance.

### One-year rolling returns\*




The graph shows past performance of these funds at the previous fee which was applicable. The fees for these funds have now reduced as follows from 15 September 2023:

- By 8bps p.a. for the PSG Wealth Enhanced Interest FoF
- By 17.5bps p.a. for the PSG Money Market Fund
- At a flat platform fee of 10bps p.a.



## Risk-reward profiles of the PSG Solutions



## How quickly can you access your funds?

Fund	Withdrawal
<b>PSG Wealth Enhanced Interest FoF</b>	
Instruction received before 10h30	T + 2
Instruction received after 10h30	T + 3
<b>PSG Money Market Fund</b>	
Instruction received before 08h30	Same day
Instruction received after 08h30	T + 1
<b>PSG Income Fund</b>	
Instruction received before 10h30	T + 2
Instruction received after 10h30	T + 3

### Disclaimer

PSG Wealth is a brand underneath PSG Financial Services Ltd, which consists of the following legal entities: PSG Investment Management (Pty) Ltd, PSG Securities Ltd, PSG Scriptfin (Pty) Ltd, PSG Invest (Pty) Ltd, PSG Life Ltd, PSG Employee Benefits Ltd, PSG Trust (Pty) Ltd, and PSG Wealth Financial Planning (Pty) Ltd.

Affiliates of the PSG Financial Services Group, a licensed controlling company, are authorised financial services providers. The opinions expressed in this document are the opinions of the writers and not necessarily those of the PSG Financial Services Group. The information in this document is provided as general information. It does not constitute financial, tax, legal or investment advice and the PSG Financial Services Group of companies does not guarantee its suitability or potential value. Since individual needs and risk profiles differ, we suggest you consult your qualified financial adviser, if needed.

Collective Investment Schemes in Securities (CIS) are generally medium- to long-term investments. The value of participatory interests (units) or the investment may go down as well as up and past performance is not a guide to future performance. CIS are traded at ruling prices and can engage in borrowing and scrip lending. The portfolios may borrow up to 10% of their market value to bridge insufficient liquidity. **Redemptions:** The ability of a portfolio to repurchase is dependent upon the liquidity of the securities and cash of the portfolio. To protect investors, a manager may suspend repurchases for a period, subject to regulatory approval, to await liquidity. A suspension ensures that the sale of a large number of units will not force PSG Collective Investments to sell the underlying investments at a price in the market which could have a negative impact on investors. PSG Collective Investments will keep all investors informed should a situation arise where such suspension is required. The portfolios may be capped at any time in order for them to be managed in accordance with their mandates. Prices are published daily and are available on the website at <https://www.psg.co.za/psg-multi-managed-funds> as well as in the daily newspapers. Unit trust prices are calculated on a net asset value basis, which is the total market value of all assets in the portfolio including any income accruals and less any permissible deductions, divided by the number of units in issue. Fluctuations or movements in the exchange rates may cause the value of underlying international investments to go up or down. Where foreign securities are included in a portfolio, the portfolio is exposed to risks such as potential constraints on liquidity and the repatriation of funds, risks regarding macroeconomic and political situations, foreign exchange, tax and settlement, and potential limitations on the availability of market information. **Fees:** A schedule of fees and charges and maximum commissions is available on request from PSG Collective Investments (RF) Limited. Commission and incentives may be paid and, if so, are included in the overall costs. Forward pricing is used. **Performance:** Performance is calculated for the portfolio and individual investor performance may differ as a result. Annualised performances show longer-term performance rescaled over a 12-month period. Different classes of participatory interest can apply to these portfolios and are subject to different fees, charges and possibly dividend withholding tax and will thus have differing performances. All performance data for a lump sum, net of fees, includes income and assumes reinvestment of income on a NAV-NAV basis. Individual performance may differ as a result of initial fees, the actual investment date, the date of reinvestment and dividend withholding tax. Performance data is for illustrative purposes only. Where a portfolio derives its income primarily from interest-bearing instruments the yield is historic and calculated daily on an annualised basis. The portfolio is valued at 15h00 daily. The cut-off time for daily transactions is determined by the platform. Income distributions are net of any applicable taxes. **Source of performance:** Figures quoted are from Morningstar Inc. and the PSG Wealth research team unless otherwise specified. **Fund of Funds:** A Fund of Funds portfolio only invests in portfolios of other collective investment schemes, which levy their own charges, which could result in a higher fee structure for the fund of funds. **Feeder Fund:** A Feeder Fund is a portfolio which, apart from assets in liquid form, invests in a single portfolio of a collective investment scheme, which levies its own charges, and which could result in a higher fee structure for the feeder fund. **Additional information:** Additional information is available free of charge on the website and may include the Minimum Disclosure Documents, publications, brochures, application forms and annual reports. **Company details:** PSG Collective Investments (RF) Limited is registered as a CIS Manager with the Financial Sector Conduct Authority (FSCA), and is a member of the Association for Savings and Investment South Africa (ASISA) through its holding company PSG Financial Services Limited. The management of the PSG single managed portfolios is delegated to PSG Asset Management (Pty) Ltd, PSG Investment Management (Pty) Ltd is the investment adviser to the fund manager of the PSG Wealth portfolios, PSG Wealth Financial Planning (Pty) Ltd, both authorised Financial Services Providers under the Financial Advisory and Intermediary Services Act 2002. PSG Asset Management (Pty) Ltd (FSP 29524), PSG Investment Management (Pty) Ltd (FSP 44306), PSG Wealth Financial Planning (Pty) Ltd (FSP 728) and PSG Collective Investments (RF) Limited are subsidiaries of PSG Financial Services Limited. **Conflict of interest disclosure:** The portfolios may from time to time invest in a portfolio managed by a related party. PSG Collective Investments (RF) Limited or the fund manager may negotiate a discount in fees charged by the underlying portfolio. All discounts negotiated are reinvested in the portfolio for the benefit of the investor. Neither PSG Collective Investments (RF) Limited nor the fund manager retains any portion of such discount for their own accounts. The fund manager may use the securities trading services of a related party, PSG Securities Ltd. PSG Collective Investments (RF) Limited retains full responsibility for the third-party named portfolios and does not provide any guarantee with respect to either the capital or the return of the portfolio.