

## Fund details

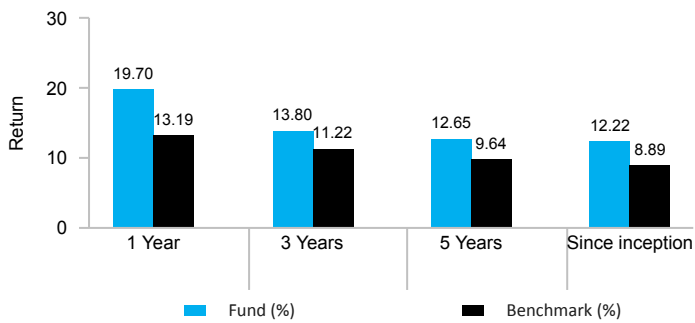
Inception date	16 September 2019
Fund manager	Adriaan Pask
Fund size	R 148 493 811
Class units in issue	92 735 884
Class NAV	R 1.60
ASISA sector	South African - Multi Asset - Low Equity
Benchmark	(ASISA) SA Multi Asset Low Equity Mean
Minimum investment	R20 000 Lump Sum or R500 monthly debit order
Regulation 28 compliant	Yes
ISIN	ZAE000274940

## Risk profile



## Annualized return % (after fees)

As of date: 31/03/2026



## Investment objective

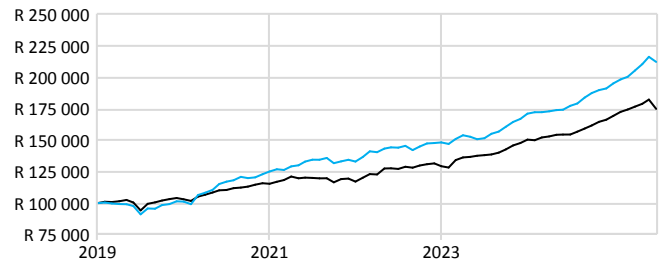
- The PSG Investment Management Cautious Fund of Funds' investment objective is to achieve modest capital appreciation and absolute returns through active asset allocation in line with inflation plus 3% over the medium term with low volatility and low correlation to the equity market through all market cycles.
- Investments, apart from cash and assets in liquid form, mainly consist of listed and unlisted participatory interest in Collective Investment Schemes, which allows the inclusion of derivatives.
- The asset allocation will be actively managed to reflect the investment manager's view of the relative attractiveness of cash, bonds, equities (preference and ordinary) and property markets. The equity component will not exceed 40% in the normal running of the fund.
- The fund operates within the constraints of Regulation 28 of the Pension Funds Act.

## This fund is suitable for investors who:

- Are risk-averse seeking returns that can grow or maintain real capital value.
- Who has future income requirements and prefers a high degree of capital stability.
- Have a minimum investment horizon of three years

## Growth of 100 000 invested at inception

Time period: 16/09/2019 to 31/03/2026



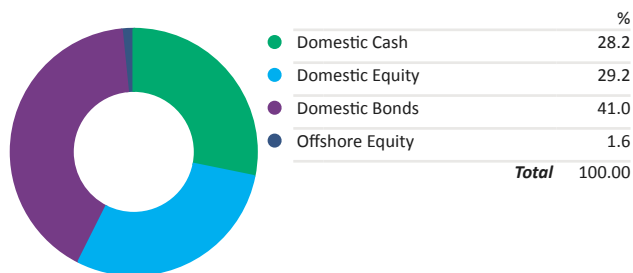
■ PSG Investment Management Cautious Fund of Funds D R 212 509.3  
■ (ASISA) SA Multi Asset Low Equity Mean R 174 490.9

## Top ten equity holdings

As of date: 31/03/2026

Company	%
Glencore plc	2.2
Discovery Ltd	1.9
Anheuser-Busch InBev SA/NV	1.8
Northam Platinum Holdings Ltd	1.7
Valterra Platinum Ltd	1.6
AngloGold Ashanti	1.4
ABSA Group Ltd	1.1
Standard Bank Group Ltd	1.0
The Foschini Group Ltd	0.9
Remgro Ltd	0.9

## Asset allocation/investment exposure



There may be slight differences in the totals due to rounding.

## Composition

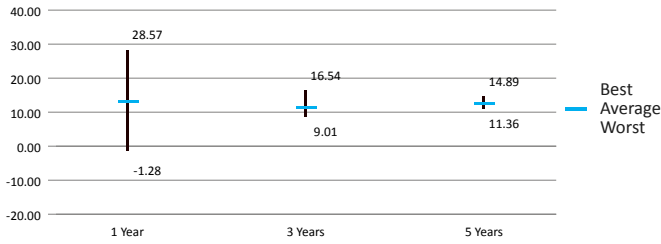
As of date: 31/03/2026

Fund	%
PSG Income Fund	59.1
PSG SA Equity Fund	25.5
PSG Enhanced Interest Fund	9.2
PSG Equity Fund	5.3
Cash	0.9

### Specific fund risk

- Positioned in the lower-middle of the risk spectrum.
- Low-to-medium short-term capital loss risk.
- Equity (market) risk: Share prices may fluctuate due to changes in company performance, economic conditions or broader market sentiment.
- Interest-rate risk: Fixed income investments may decline in value when interest rates rise.
- Credit (default) risk: Issuers of debt securities may be unable to meet repayment obligations.
- Currency risk: Exposure to offshore assets may result in gains or losses due to exchange rate movements.
- Where foreign securities are included, investments may be subject to liquidity and repatriation constraints, macroeconomic and political risks, foreign exchange, tax and settlement risks, and limitations on the availability of market information

### Rolling returns (%)



The rolling return chart reflects the highest, lowest and average annualised return over the period indicated since the inception of the fund. For example, for the 1 year period the chart reflects the highest, lowest and average 12 month return the fund has experienced since its inception. Rolling returns highlight the magnitude of an investment's stronger and poorer periods of performance.

### Distribution history (cents per unit)

Distribution frequency: Bi-Annual

28 February 2026	5.7800
31 August 2025	3.1500

### To invest

- Speak to your financial adviser
- The cut-off time for daily transactions is determined by the platform

### What is a Total Expense Ratio (TER)?

- The Total Expense Ratio (TER) is the annualised percentage of the Fund's average assets under management that has been used to pay the Fund's actual expenses over a one- and three-year period.
- This percentage of the average Net Asset Value (NAV) of the portfolio was incurred as charges, levies and fees related to the management of the portfolio.
- A higher TER ratio does not necessarily imply a poor return, nor does a low TER ratio imply a good return. The current TER cannot be regarded as an indication of future TERs.
- Part of the Annual Management Fee may be payable to the financial intermediary. The sum of the TER and transaction costs is shown as the Total Investment Charge.
- Since Fund returns are quoted after the deduction of these expenses, the TER and transaction costs should not be deducted again from published returns.

### Total investment charge

Total Investment Charge annualised for the period 01/01/2023 to 31/12/2025

<b>Total expense ratio % (incl. VAT)</b>	<b>1.20</b>
Annual management fee % (incl. VAT)	0.46
Other costs excluding transaction costs % (incl. VAT)	0.74
<b>Transaction costs % (incl. VAT)</b>	<b>0.13</b>
<b>Total investment charge % (incl. VAT)</b>	<b>1.33</b>

### Total investment charge

Total Investment Charge annualised for the period 01/01/2025 to 31/12/2025

<b>Total expense ratio % (incl. VAT)</b>	<b>1.15</b>
Annual management fee % (incl. VAT)	0.46
Other costs excluding transaction costs % (incl. VAT)	0.69
<b>Transaction costs % (incl. VAT)</b>	<b>0.12</b>
<b>Total investment charge % (incl. VAT)</b>	<b>1.27</b>

### Transaction costs

- Transaction costs are shown separately and are a necessary cost in administering the Financial Product and impacts Financial Product returns.
- Transaction costs should not be considered in isolation as return may be impacted by many other factors over time including market returns, the type of Financial Product, the investment decisions of the investment manager and the TER.

### Fees

- A schedule of fees and charges and maximum commissions is available on request from PSG Collective Investments (RF) Limited.
- Commission and incentives may be paid and, if so, are included in the overall costs. Different classes of participatory interest can apply to these portfolios and are subject to different fees, charges and possibly dividend withholding tax and will thus have differing performances.
- Adviser fees are negotiated between the client and adviser and is distinct from the other fees on this document.

### Disclaimer

Collective Investment Schemes (CIS) in securities are generally medium to long term investments. The value of participatory interests (units) or the investment may go down as well as up and past performance is not a guide to future performance. Fluctuations or movements in the exchange rates may cause the value of underlying international investments to go up or down. CIS are traded at ruling prices and can engage in borrowing and scrip lending. The portfolio may borrow up to 10% of its market value to bridge insufficient liquidity. Where foreign securities are included in a portfolio, the portfolio is exposed to risks such as potential constraints on liquidity and the repatriation of funds, macroeconomic, political, foreign exchange, tax, settlement and potential limitations on the availability of market information. The portfolios may be capped at any time in order for them to be managed in accordance with their mandate. PSG Collective Investments (RF) Limited does not provide any guarantee either with respect to the capital or the return of the portfolio. Due to rounding, numbers presented throughout this document may not add up precisely to the totals provided.

### Fund of Funds

A Fund of Funds portfolio invests in portfolios of other collective investment schemes, which levy their own charges, which could result in a higher fee structure for Fund of Funds portfolios.

### Performance

All performance data for a lump sum, net of fees, includes income and assumes reinvestment of income on a NAV to NAV basis. Annualised performances show longer term performance rescaled over a 12-month period. Individual investor performance may differ as a result of initial fees, the actual investment date, the date of reinvestment and dividend withholding tax. Performance is calculated for the portfolio and individual investor performance may differ as a result thereof. The portfolio is valued at 15h00 daily. The cut-off time is determined by the investment platform. Income distributions are net of any applicable taxes. Actual annual figures are available to the investor on request. Prices are published daily and available on the website <https://www.psg.co.za/psg-multi-managed-funds> and in the daily newspapers. Figures quoted are from Morningstar Inc. Performance figures are for illustrative purposes only.

### Pricing

Forward pricing is used. Unit trust prices are calculated on a net asset value (NAV) basis, which is the market value of all assets in the portfolio including income accruals less permissible deductions divided by the number of units in issue.

### Redemptions

The ability of a portfolio to repurchase is dependent upon the liquidity of the securities and cash of the portfolio. To protect investors, a manager may suspend repurchases for a period, subject to regulatory approval, to await liquidity. A suspension ensures that the sale of a large number of units will not force PSG Collective Investments (RF) Limited to sell the underlying investments at a price in the market which could have a negative impact on investors. PSG Collective Investments (RF) Limited will keep all investors informed should a situation arise where such suspension is required.

### Fees

A schedule of fees and charges and maximum commissions is available on request from PSG Collective Investments (RF) Limited. Commission and incentives may be paid and, if so, are included in the overall costs. Different classes of Participatory Interest can apply to these portfolios and are subject to different fees, charges and possibly dividend withholding tax and will thus have differing performances.

### Company details

PSG Collective Investments (RF) Limited is registered as a CIS Manager with the Financial Sector Conduct Authority, and a member of the Association of Savings and Investments South Africa (ASISA) through its holdings company PSG Financial Services Limited. The portfolio is managed by PSG Investment Management (Pty) Ltd, an authorised Financial Services Provider under the Financial Advisory and Intermediary Services Act 2002, FSP no 44306. PSG Investment Management (Pty) Ltd and PSG Collective Investments (RF) Limited are subsidiaries of PSG Financial Services Limited. PSG Collective Investments (RF) Limited retains full responsibility for the third-party named portfolio and can be contacted on +27(21) 799 8000; (toll free) 0800 600 168, via email [assetmanagement@psg.co.za](mailto:assetmanagement@psg.co.za).

### Conflict of Interest Disclosure

The Fund may from time to time invest in a portfolio managed by a related party. PSG Collective Investments (RF) Limited or the fund manager may negotiate a discount in fees charged by the underlying portfolio. All discounts negotiated are reinvested in the Fund for the benefit of the investors. Neither PSG Collective Investments (RF) Limited nor PSG Asset Management (Pty) Ltd retains any portion of such discount for their own accounts. The fund manager may use the brokerage services of a related party, PSG Securities Ltd.

The financial advice and/or services that any PSG associated company provides to you may result in a market-related financial benefit to another associated PSG company providing advice and/or services. To avoid any conflict of interest when PSG gives you advice, we ensure that the advice given is appropriate and suitable to you and your circumstances. You hereby consent to such benefits being earned by another PSG company and agree that you will not be entitled to any allocation or payment of any such benefit.

### Trustee

The Standard Bank of South Africa Limited, 2 Heerengracht Street, Cnr Hertzog Boulevard, Cape Town, 8001. Tel: +27 (21) 401 2443. Email: [Compliance-PSG@standardbank.co.za](mailto:Compliance-PSG@standardbank.co.za).

### Yield

The yield for the portion attributable to fixed income instruments is calculated daily on an annualised basis. The calculation is based on the historical yield of the fixed income instruments. The fund is a multi-asset fund so the historical returns include returns from property and equity instruments.

### Additional information

Additional information is available free of charge on the website [www.psg.co.za/psg-multi-managed-funds](http://www.psg.co.za/psg-multi-managed-funds) and may include publications, brochures, forms and annual reports.