

### FUND FACTS

Sector	South African - Equity - General
Benchmark	FTSE/JSE All Share Index after costs
Regulation 28 compliant	No
Manager of Fund (since March 2002)	Shaun le Roux
Fund Launch Date	31 December 1997
Fund Size (ZAR)	2 282 854 627
Month end NAV Price (cpu)	1012.96
Minimum Investment	R2000 lump sum or R250 monthly debit order
Distribution Frequency	February, August
Latest Distribution (cpu)	28 Feb. 15 ; 29 Aug. 14 ; 28 Feb. 14      1.94c ; 6.36c ; 3.31c
Max. Adviser Fee % (incl. VAT)	2.28
Annual Management Fee % (incl. VAT)	1.71
Total Expense Ratio % (incl. VAT)	1.73

The PSG Equity Fund Class A has a Total Expense Ratio (TER). For the period from 1 April 2014 to 31 March 2015 on an annualised basis, the above percentages of the average Net Asset Value of the portfolio was incurred as charges, levies and fees. A higher TER ratio does not necessarily imply a poor return, nor does a low TER imply a good return. The current TER cannot be regarded as an indication of future TER's.

### FUND CHARACTERISTICS

This fund invests in equities and can be up to 25% in foreign companies, with the balance in companies listed in South Africa. This fund should produce the highest real (above inflation) returns over the long-term. The fund sits at the top end of the risk/return spectrum and investors in this fund should be comfortable with stock market fluctuations and should have an investment horizon of at least 5 years.

### RISK CLASSIFICATION



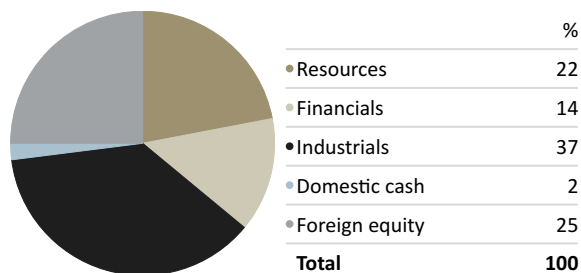
### INVESTMENT OBJECTIVE

The fund is a general equity fund and the manager in selecting securities for the portfolio, will seek to offer investors long-term capital growth and earn a higher rate of return than that of the South African equity market as represented by the All Share Index including income, without assuming a greater risk.

### INVESTMENT POLICY

In order to achieve these main objectives the investments to be acquired for The PSG Equity Fund shall comprise a mix of securities and assets in liquid form, all to be acquired at a fair market value. The portfolio will hold a minimum of 75% of the market value of the portfolio in equities at all times.

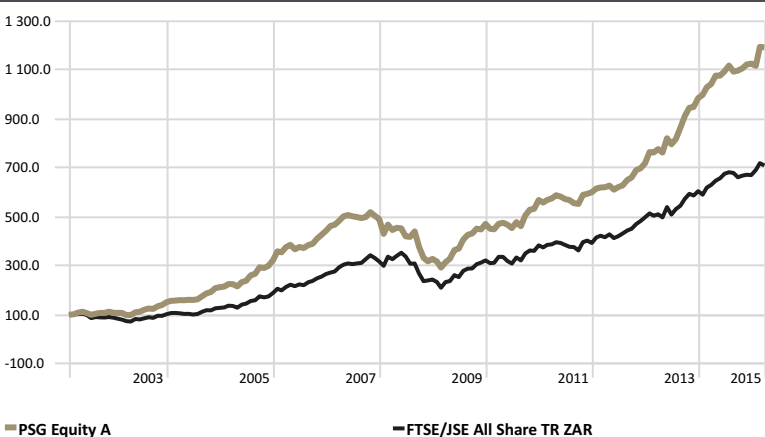
### ASSET ALLOCATION



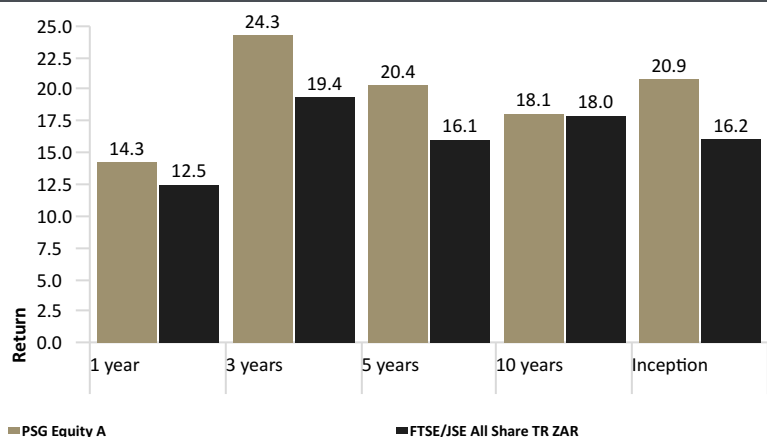
### TOP 10 EQUITY HOLDINGS

- Glencore Xstrata Plc
- Imperial Holdings Limited
- Anglo American Plc
- Old Mutual
- Brookfield Asset Management Inc
- Markel Corp
- Steinhoff Investment Holdings Limited
- Anglo American Platinum
- Cisco Systems Inc
- Capital Bank Holdings Limited

### HOW THE FUND HAS PERFORMED SINCE 1 March 2002



### ANNUALISED PERFORMANCE % (after fees)



**Disclaimer:** Collective Investment Schemes in Securities (CIS) are generally medium to long-term investments. The value of participatory interests (units) or the investment may go down as well as up and past performance is not a guide to future performance. CIS are traded at ruling prices and can engage in borrowing and script lending. Fluctuations or movements in the exchange rates may cause the value of underlying international investments to go up or down. Where foreign securities are included in a portfolio, the portfolio is exposed to risks such as potential constraints on liquidity and the repatriation of funds; macroeconomic, political, foreign exchange, tax, settlement and potential limitations on the availability of market information. The portfolios may be capped at any time in order for them to be managed in accordance with their mandate. **Fees and Performance:** Prices are published daily and available on the website [www.psg.co.za](http://www.psg.co.za) and in the daily newspapers. A schedule of fees and charges and maximum commissions is available on request from PSG Collective Investments Limited. Commission and incentives may be paid and, if so, are included in the overall costs. Forward pricing is used. Different classes of Participatory Interest can apply to these portfolios and are subject to different fees, charges and possibly dividend withholding tax and will thus have differing performances. Performance is calculated for the portfolio and individual investor performance may differ as a result thereof. All performance data for a lump sum, net of fees, include income and assumes reinvestment of income on a NAV-NAV basis. **Source of performance:** Figures quoted are from Morningstar Inc. **Cut-off times:** The cut-off time for processing investment transactions is 14h30 daily, with the exception of the PSG Money Market Fund which is 11h00. **Additional information:** Additional information is available free of charge on the website and may include publications, brochures, application forms and annual reports. **Company details:** PSG Collective Investments Limited is registered as a CIS Manager with the Financial Services Board, and a member of the Association of Savings and Investments South Africa (ASISA) through its holdings company PSG Konsult Limited. The management of the portfolios is delegated to PSG Asset Management (Pty) Ltd, an authorized Financial Services Provider under the Financial Advisory and Intermediary Services Act 2002, FSP no 29524. PSG Asset Management (Pty) Ltd and PSG Collective Investments Limited are subsidiaries of PSG Group Limited. **Trustee:** The Standard Bank of South Africa Limited, Main Tower, Standard Bank Centre, 2 Hertzog Boulevard, Cape Town, 8001. Tel: 021 401 2443. Email: [compliance-PSG@standardbank.co.za](mailto:compliance-PSG@standardbank.co.za). **Conflict of Interest Disclosure:** The Fund may from time to time invest in a portfolio managed by a related party. PSG Collective Investments Limited or the Fund Manager may negotiate a discount in fees charged by the underlying portfolio. All discounts negotiated are re-invested in the Fund for the benefit of the investor. Neither PSG Collective Investments Limited nor PSG Asset Management retains any portion of such discount for their own accounts. The Fund Manager may use the brokerage services of a related party, PSG Securities Ltd. **PSG Collective Investments Limited does not provide any guarantee either with respect to the capital or the return of the portfolio and can be contacted on 0800 600 168 or e-mail, [info@psgam.co.za](mailto:info@psgam.co.za).**

### FUND FACTS

Sector	South African - Multi Asset - Flexible
Benchmark	Inflation + 6%
Regulation 28 compliant	No
Manager	Jan Mouton (Since 1 November 2004)
Fund Launch Date	2 November 1998
Fund Size (ZAR)	6 731 471 543
Month end NAV Price	463.42c
Minimum Investment	R2000 lump sum or R250 monthly debit order
Distribution Frequency	February, August
Latest Distribution (cpu)	28 Feb. 15; 29 Aug. 14; 28 Feb. 14
Max. Adviser Fee % (incl. VAT)	2.40c; 2.18c; 0.00c
Annual Management Fee % (incl. VAT)	2.28
Performance Fee (incl. VAT)	1.14
Total Expense Ratio % (incl. VAT)	7.98% above high water mark 2.45

The PSG Flexible Fund Class A has a Total Expense Ratio (TER) of 2.45%. For the period from 1 April 2014 to 31 March 2015, 2.45% of the average Net Asset Value (NAV) of the portfolio was incurred as charges, levies and fees related to the management of the portfolio. A higher TER ratio does not necessarily imply a poor return, nor does a low TER imply a good return. The current TER cannot be regarded as an indication of future TER's. Inclusive in the TER of 2.45%, a performance fee of 1.29% of the Net Asset Value of the portfolio was received. The performance fee is calculated on the average NAV for the period 1/4/2014 - 31/3/2015.

### FUND CHARACTERISTICS

This fund currently invests in equities and cash. It can invest up to 100% in equities of which up to 25% can be invested in foreign equity. The fund has a flexible asset allocation mandate and equity exposure will be varied based on opportunity. This fund sits in the upper half of the risk/return spectrum and investors should be comfortable with stock market fluctuations and should have an investment horizon of at least 3 years.

### RISK CLASSIFICATION



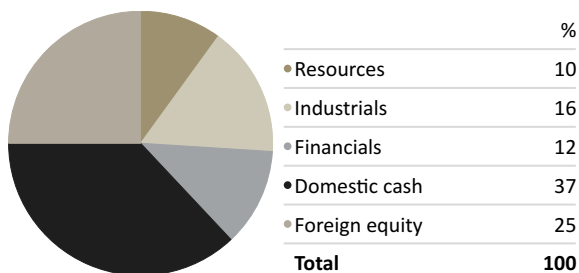
### INVESTMENT OBJECTIVE

The portfolio aims to achieve superior medium to long term capital growth through exposure to selected sectors of the equity, gilt and money markets.

### INVESTMENT POLICY

The PSG Flexible Fund is a managed flexible portfolio and will seek to follow an investment policy which will aim to achieve superior medium to long-term capital growth through exposure to selected sectors of the equity market, and/or the gilt market and/or money market. The asset allocation will be actively managed and will continually reflect the portfolio manager's view of the relative attractiveness of the equity, gilt and money markets, both locally and abroad. The selected sectors of the equity portion of the portfolio will change from time to time in accordance with changing market conditions and economic trends.

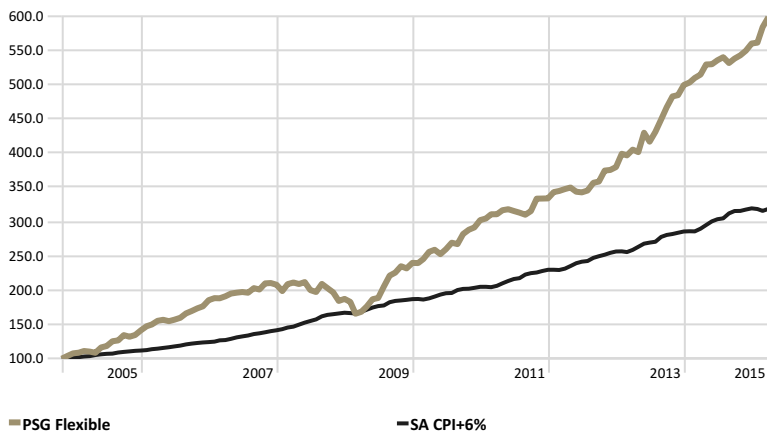
### ASSET ALLOCATION



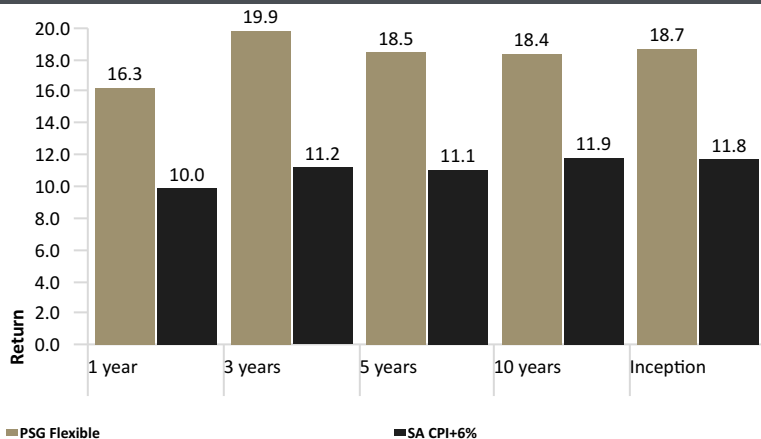
### TOP 10 EQUITY HOLDINGS

- Capitec Bank Holdings Limited
- Berkshire Hathaway Inc
- J Sainsbury Plc
- Anglo American Plc
- Super Group Limited
- Glencore Xstrata Plc
- Sasol Limited
- Steinhoff Investment Holdings Ltd
- Capital One Financial Corp
- JP Morgan Chase & Co


### HOW THE FUND HAS PERFORMED SINCE 1 November 2004



### ANNUALISED PERFORMANCE % (after fees)

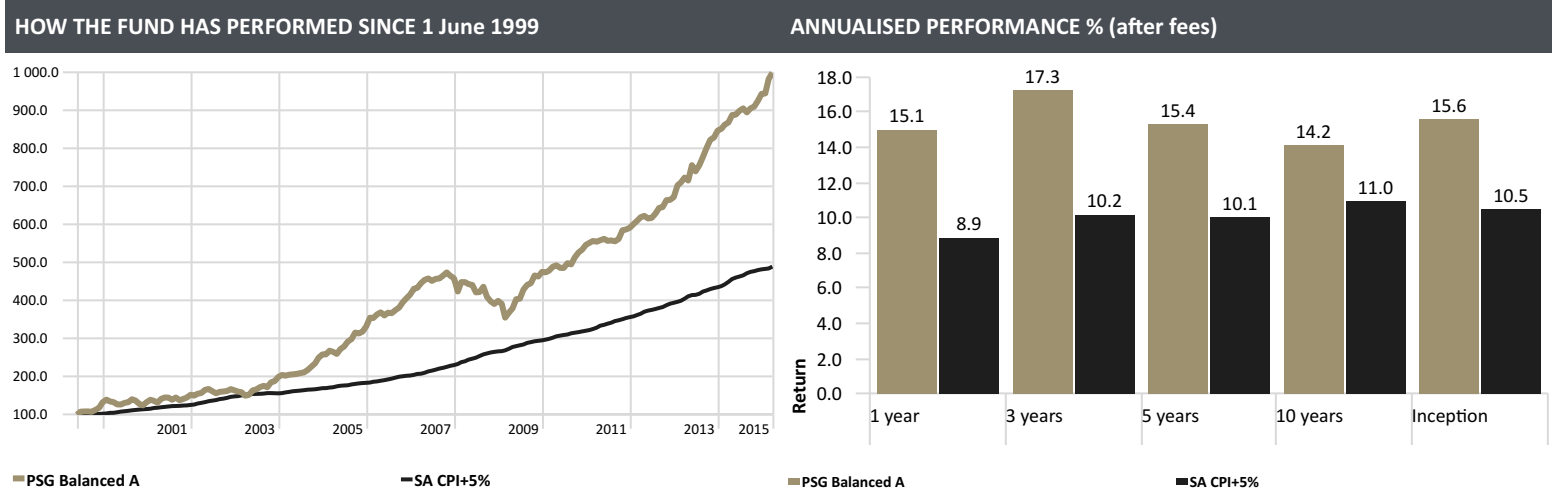
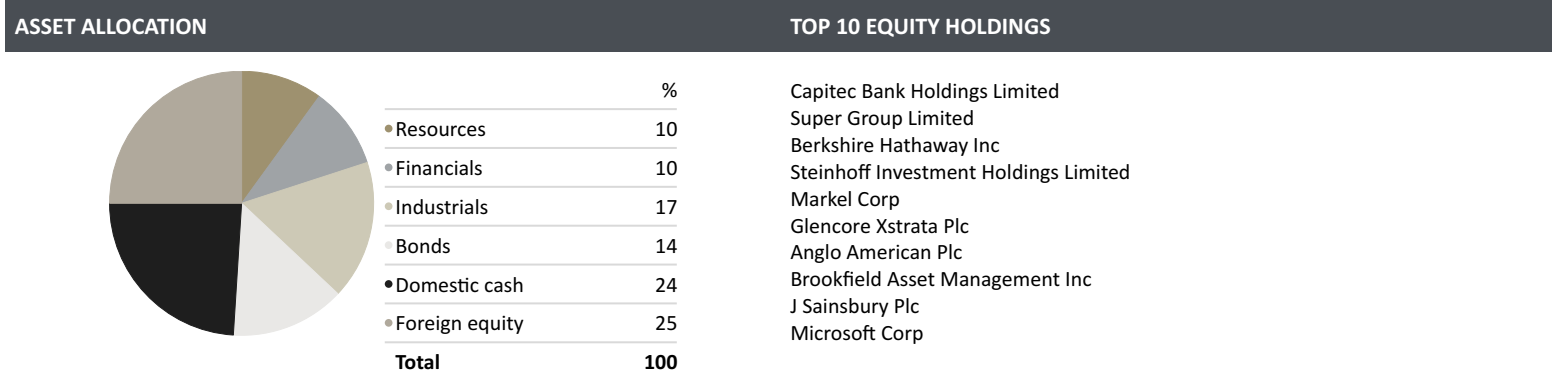


**Disclaimer:** Collective Investment Schemes in Securities (CIS) are generally medium to long-term investments. The value of participatory interests (units) or the investment may go down as well as up and past performance is not a guide to future performance. CIS are traded at ruling prices and can engage in borrowing and script lending. Fluctuations or movements in the exchange rates may cause the value of underlying international investments to go up or down. Where foreign securities are included in a portfolio, the portfolio is exposed to risks such as potential constraints on liquidity and the repatriation of funds; macroeconomic, political, foreign exchange, tax, settlement and potential limitations on the availability of market information. The portfolios may be capped at any time in order for them to be managed in accordance with their mandate. **Fees and Performance:** Prices are published daily and available on the website [www.psg.co.za](http://www.psg.co.za) and in the daily newspapers. A schedule of fees and charges and maximum commissions is available on request from PSG Collective Investments Limited. Commission and incentives may be paid and, if so, are included in the overall costs. Forward pricing is used. Different classes of Participatory Interest can apply to these portfolios and are subject to different fees, charges and possibly dividend withholding tax and will thus have differing performances. Performance is calculated for the portfolio and individual investor performance may differ as a result thereof. All performance data for a lump sum, net of fees, include income and assumes reinvestment of income on a NAV-NAV basis. **Source of performance:** Figures quoted are from Morningstar Inc. **Cut-off times:** The cut-off time for processing investment transactions is 14h30 daily, with the exception of the PSG Money Market Fund which is 11h00. **Additional information:** Additional information is available free of charge on the website and may include publications, brochures, application forms and annual reports. **Company details:** PSG Collective Investments Limited is registered as a CIS Manager with the Financial Services Board, and a member of the Association of Savings and Investments South Africa (ASISA) through its holdings company PSG Konsult Limited. The management of the portfolios is delegated to PSG Asset Management (Pty) Ltd, an authorized Financial Services Provider under the Financial Advisory and Intermediary Services Act 2002, FSP no 29524. PSG Asset Management (Pty) Ltd and PSG Collective Investments Limited are subsidiaries of PSG Group Limited. **Trustee:** The Standard Bank of South Africa Limited, Main Tower, Standard Bank Centre, 2 Hertzog Boulevard, Cape Town, 8001. Tel: 021 401 2443. Email: [compliance-PSG@standardbank.co.za](mailto:compliance-PSG@standardbank.co.za). **Conflict of Interest Disclosure:** The Fund may from time to time invest in a portfolio managed by a related party. PSG Collective Investments Limited or the Fund Manager may negotiate a discount in fees charged by the underlying portfolio. All discounts negotiated are re-invested in the Fund for the benefit of the investor. Neither PSG Collective Investments Limited nor PSG Asset Management retains any portion of such discount for their own accounts. The Fund Manager may use the brokerage services of a related party, PSG Securities Ltd. **PSG Collective Investments Limited does not provide any guarantee either with respect to the capital or the return of the portfolio and can be contacted on 0800 600 168 or e-mail, [info@psgam.co.za](mailto:info@psgam.co.za).**


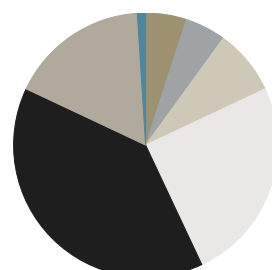
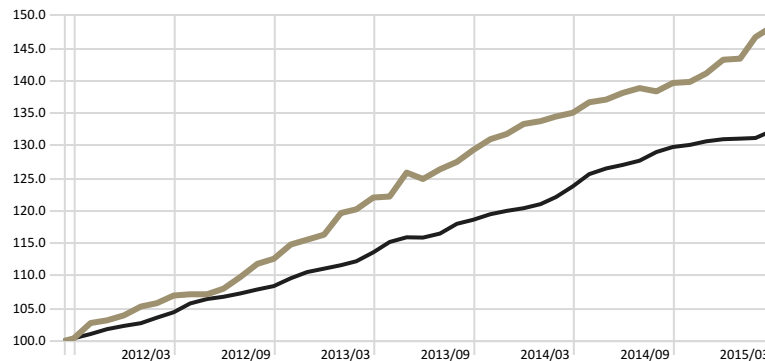
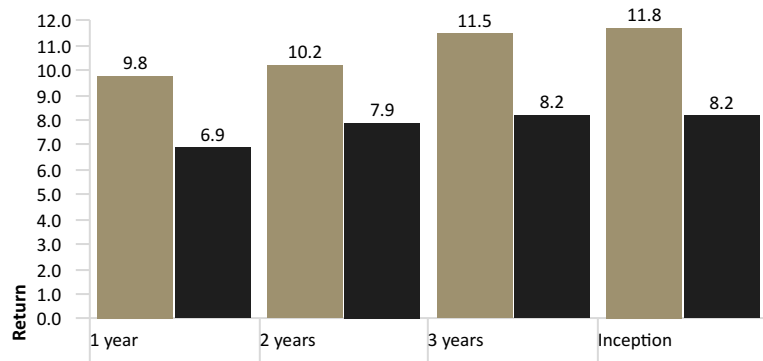
FUND FACTS		FUND CHARACTERISTICS	
Sector	South African - Multi Asset - High Equity	This fund invests in all asset classes: equities, bonds, property and cash both domestically and in foreign markets. The fund can have up to 75% in equities, up to 25% in listed property and up to 25% in foreign markets. The fund sits in the middle of the risk/return spectrum and aims to deliver inflation plus 5% over time. Investors in this fund should be comfortable with moderate market fluctuations and should have an investment horizon of at least 3 years.	
Benchmark	Inflation +5%	<b>RISK CLASSIFICATION</b> 	
Regulation 28 compliant	Yes		
Manager	Paul Bosman and Jan Mouton		
Fund Launch Date	1 June 1999		
Fund Size (ZAR)	4 634 327 452		
Month end NAV Price	6378.73		
Minimum Investment	R2000 lump sum or R250 monthly debit order		
Distribution Frequency	February, August		
Latest Distribution (cpu)	28 Feb. 15 ; 29 Aug. 14 ; 28 Feb. 14		
Max. Adviser Fee % (incl. VAT)	2.28		
Annual Management Fee % (incl. VAT)	1.71		
Total Expense Ratio % (incl. VAT)	1.73		

The PSG Balanced Fund Class A has as Total Expense Ratio (TER) as listed above. For the period from 1 April 2014 to 31 March 2015 on an annualised basis, the above percentages of the average Net Asset Value of the portfolio was incurred as charges, levies and fees. A higher TER ratio does not necessarily imply a poor return, nor does a low TER imply a good return. The current TER cannot be regarded as an indication of future TER's.

INVESTMENT OBJECTIVE	INVESTMENT POLICY
The primary objective of the fund is long term growth of capital and a reasonable level of income for investors.	The PSG Balanced Fund will be a specialised portfolio, having the primary objective of long term growth of capital and a reasonable level of income for investors. The manager shall seek to achieve this objective through active management of a portfolio of assets which comprise a mix of securities, non-equity securities and assets in liquid form. The asset allocation will be actively managed and will continually reflect the portfolio manager's view of the relative attractiveness of the equity, gilt and money markets, both locally and abroad. The selected sectors within the equity portion of the portfolio will change from time to time in accordance with changing market conditions and economic trends.



**Disclaimer:** Collective Investment Schemes in Securities (CIS) are generally medium to long-term investments. The value of participatory interests (units) or the investment may go down as well as up and past performance is not a guide to future performance. CIS are traded at ruling prices and can engage in borrowing and script lending. Fluctuations or movements in the exchange rates may cause the value of underlying international investments to go up or down. Where foreign securities are included in a portfolio, the portfolio is exposed to risks such as potential constraints on liquidity and the repatriation of funds; macroeconomic, political, foreign exchange, tax, settlement and potential limitations on the availability of market information. The portfolios may be capped at any time in order for them to be managed in accordance with their mandate. **Fees and Performance:** Prices are published daily and available on the website [www.psg.co.za](http://www.psg.co.za) and in the daily newspapers. A schedule of fees and charges and maximum commissions is available on request from PSG Collective Investments Limited. Commission and incentives may be paid and, if so, are included in the overall costs. Forward pricing is used. Different classes of Participatory Interest can apply to these portfolios and are subject to different fees, charges and possibly dividend withholding tax and will thus have differing performances. Performance is calculated for the portfolio and individual investor performance may differ as a result thereof. All performance data for a lump sum, net of fees, include income and assumes reinvestment of income on a NAV-NAV basis. **Source of performance:** Figures quoted are from Morningstar Inc. **Cut-off times:** The cut-off time for processing investment transactions is 14h30 daily, with the exception of the PSG Money Market Fund which is 11h00. **Additional information:** Additional information is available free of charge on the website and may include publications, brochures, application forms and annual reports. **Company details:** PSG Collective Investments Limited is registered as a CIS Manager with the Financial Services Board, and a member of the Association of Savings and Investments South Africa (ASISA) through its holdings company PSG Konsult Limited. The management of the portfolios is delegated to PSG Asset Management (Pty) Ltd, an authorized Financial Services Provider under the Financial Advisory and Intermediary Services Act 2002, FSP no 29524. PSG Asset Management (Pty) Ltd and PSG Collective Investments Limited are subsidiaries of PSG Group Limited. **Trustee:** The Standard Bank of South Africa Limited, Main Tower, Standard Bank Centre, 2 Hertzog Boulevard, Cape Town, 8001. Tel: 021 401 2443. Email: [compliance-PSG@standardbank.co.za](mailto:compliance-PSG@standardbank.co.za). **Conflict of Interest Disclosure:** The Fund may from time to time invest in a portfolio managed by a related party. PSG Collective Investments Limited or the Fund Manager may negotiate a discount in fees charged by the underlying portfolio. All discounts negotiated are re-invested in the Fund for the benefit of the investor. Neither PSG Collective Investments Limited nor PSG Asset Management retains any portion of such discount for their own accounts. The Fund Manager may use the brokerage services of a related party, PSG Securities Ltd. **PSG Collective Investments Limited does not provide any guarantee either with respect to the capital or the return of the portfolio and can be contacted on 0800 600 168 or e-mail, [info@psgam.co.za](mailto:info@psgam.co.za).**

FUND FACTS		FUND CHARACTERISTICS																							
Sector	South African - Multi Asset - Low Equity	This fund invests in all asset classes: equities, bonds, property and cash both domestically and in foreign markets. The fund can have up to 40% in equities, up to 25% in listed property and up to 25% in foreign markets. The fund aims to achieve capital appreciation with low volatility and a low correlation to equity markets through all market cycles. Investors in this fund should be comfortable with low market fluctuations and should have an investment horizon of at least 2 years.																							
Benchmark	Inflation +3% over rolling 3 years																								
Regulation 28 compliant	Yes																								
Manager	Paul Bosman and Ian Scott																								
Fund Launch Date	13 September 2011																								
Fund Size (ZAR)	1 836 927 678																								
Month end NAV Price (cpu)	134.99																								
Minimum Investment	R2000 lump sum or R250 monthly debit order																								
Distribution Frequency	February, August																								
Latest Distribution (cpu)	28 Feb. 15 ; 29 Aug. 14 ; 28 Feb. 14																								
Max. Adviser Fee % (incl. VAT)	2.28	<b>RISK CLASSIFICATION</b> 																							
Annual Management Fee % (incl. VAT)	1.71																								
Total Expense Ratio % (incl. VAT)	1.74																								
The PSG Stable Fund Class A has as Total Expense Ratio (TER) as listed above. For the period from 1 April 2014 to 31 March 2015 on an annualised basis, the above percentages of the average Net Asset Value of the portfolio was incurred as charges, levies and fees. A higher TER ratio does not necessarily imply a poor return, nor does a low TER imply a good return. The current TER cannot be regarded as an indication of future TER's. The performance fee has been discontinued from 31 December 2013.																									
<b>INVESTMENT OBJECTIVE</b>		<b>INVESTMENT POLICY</b>																							
The fund will seek to generate a performance return of CPI + 3% over a rolling three year period, after costs, while aiming to achieve capital appreciation with low volatility and a low correlation to equity markets through all market cycles.		In order to achieve this investment objective the securities normally to be included in the portfolio will primarily consist of a mix of debt securities, money market instruments, bonds, inflation-linked securities, listed equities, listed property, preference shares, and other high yielding securities as allowed by the Act and approved by the Registrar from time to time. This portfolio may include financial instruments such as derivatives, within the limitations prescribed by the Regulations in order to achieve its investment objectives. The portfolio may be invested in equity securities to a maximum of 40% of the portfolio. The portfolio will comply with regulations controlling retirement funds or such other applicable legislation as may be determined for retirement funds.																							
<b>ASSET ALLOCATION</b>		<b>TOP 10 EQUITY HOLDINGS</b>																							
 <table border="1"> <thead> <tr> <th>Asset Class</th> <th>%</th> </tr> </thead> <tbody> <tr><td>Resources</td><td>5</td></tr> <tr><td>Financials</td><td>5</td></tr> <tr><td>Industrials</td><td>8</td></tr> <tr><td>Bonds</td><td>25</td></tr> <tr><td>Domestic cash</td><td>39</td></tr> <tr><td>Foreign equity</td><td>17</td></tr> <tr><td>Foreign cash</td><td>1</td></tr> <tr><td><b>Total</b></td><td><b>100</b></td></tr> </tbody> </table>		Asset Class	%	Resources	5	Financials	5	Industrials	8	Bonds	25	Domestic cash	39	Foreign equity	17	Foreign cash	1	<b>Total</b>	<b>100</b>	<table border="1"> <tbody> <tr><td>Capitec Bank Holdings Limited</td></tr> <tr><td>Markel Corp</td></tr> <tr><td>Berkshire Hathaway Inc</td></tr> <tr><td>Brookfield Asset Management Inc</td></tr> <tr><td>Super Group Limited</td></tr> </tbody> </table>	Capitec Bank Holdings Limited	Markel Corp	Berkshire Hathaway Inc	Brookfield Asset Management Inc	Super Group Limited
Asset Class	%																								
Resources	5																								
Financials	5																								
Industrials	8																								
Bonds	25																								
Domestic cash	39																								
Foreign equity	17																								
Foreign cash	1																								
<b>Total</b>	<b>100</b>																								
Capitec Bank Holdings Limited																									
Markel Corp																									
Berkshire Hathaway Inc																									
Brookfield Asset Management Inc																									
Super Group Limited																									
		<b>TOP 5 BOND ISSUER EXPOSURES</b>																							
		<table border="1"> <tbody> <tr><td>Capitec Bank Limited</td></tr> <tr><td>Firststrand Bank Limited</td></tr> <tr><td>Standard Bank Limited</td></tr> <tr><td>Netcare (Pty) Limited</td></tr> <tr><td>Landbank Limited</td></tr> </tbody> </table>	Capitec Bank Limited	Firststrand Bank Limited	Standard Bank Limited	Netcare (Pty) Limited	Landbank Limited																		
Capitec Bank Limited																									
Firststrand Bank Limited																									
Standard Bank Limited																									
Netcare (Pty) Limited																									
Landbank Limited																									
<b>HOW THE FUND HAS PERFORMED SINCE 1 September 2011</b>		<b>ANNUALISED PERFORMANCE % (after fees)</b>																							
		 <table border="1"> <thead> <tr> <th>Period</th> <th>PSG Stable</th> <th>SA CPI+3%</th> </tr> </thead> <tbody> <tr> <td>1 year</td> <td>9.8</td> <td>6.9</td> </tr> <tr> <td>2 years</td> <td>10.2</td> <td>7.9</td> </tr> <tr> <td>3 years</td> <td>11.5</td> <td>8.2</td> </tr> <tr> <td>Inception</td> <td>11.8</td> <td>8.2</td> </tr> </tbody> </table>	Period	PSG Stable	SA CPI+3%	1 year	9.8	6.9	2 years	10.2	7.9	3 years	11.5	8.2	Inception	11.8	8.2								
Period	PSG Stable	SA CPI+3%																							
1 year	9.8	6.9																							
2 years	10.2	7.9																							
3 years	11.5	8.2																							
Inception	11.8	8.2																							

**Disclaimer:** Collective Investment Schemes in Securities (CIS) are generally medium to long-term investments. The value of participatory interests (units) or the investment may go down as well as up and past performance is not a guide to future performance. CIS are traded at ruling prices and can engage in borrowing and script lending. Fluctuations or movements in the exchange rates may cause the value of underlying international investments to go up or down. Where foreign securities are included in a portfolio, the portfolio is exposed to risks such as potential constraints on liquidity and the repatriation of funds; macroeconomic, political, foreign exchange, tax, settlement and potential limitations on the availability of market information. The portfolios may be capped at any time in order for them to be managed in accordance with their mandate. **Fees and Performance:** Prices are published daily and available on the website [www.psg.co.za](http://www.psg.co.za) and in the daily newspapers. A schedule of fees and charges and maximum commissions is available on request from PSG Collective Investments Limited. Commission and incentives may be paid and, if so, are included in the overall costs. Forward pricing is used. Different classes of Participatory Interest can apply to these portfolios and are subject to different fees, charges and possibly dividend withholding tax and will thus have differing performances. Performance is calculated for the portfolio and individual investor performance may differ as a result thereof. All performance data for a lump sum, net of fees, include income and assumes reinvestment of income on a NAV-NAV basis. **Source of performance:** Figures quoted are from Morningstar Inc. **Cut-off times:** The cut-off time for processing investment transactions is 14h30 daily, with the exception of the PSG Money Market Fund which is 11h00. **Additional information:** Additional information is available free of charge on the website and may include publications, brochures, application forms and annual reports. **Company details:** PSG Collective Investments Limited is registered as a CIS Manager with the Financial Services Board, and a member of the Association of Savings and Investments South Africa (ASISA) through its holdings company PSG Konsult Limited. The management of the portfolios is delegated to PSG Asset Management (Pty) Ltd, an authorized Financial Services Provider under the Financial Advisory and Intermediary Services Act 2002, FSP no 29524. PSG Asset Management (Pty) Ltd and PSG Collective Investments Limited are subsidiaries of PSG Group Limited. **Trustee:** The Standard Bank of South Africa Limited, Main Tower, Standard Bank Centre, 2 Hertzog Boulevard, Cape Town, 8001. Tel: 021 401 2443. Email: [compliance-PSG@standardbank.co.za](mailto:compliance-PSG@standardbank.co.za). **Conflict of Interest Disclosure:** The Fund may from time to time invest in a portfolio managed by a related party. PSG Collective Investments Limited or the Fund Manager may negotiate a discount in fees charged by the underlying portfolio. All discounts negotiated are re-invested in the Fund for the benefit of the investor. Neither PSG Collective Investments Limited nor PSG Asset Management retains any portion of such discount for their own accounts. The Fund Manager may use the brokerage services of a related party, PSG Securities Ltd. **PSG Collective Investments Limited does not provide any guarantee either with respect to the capital or the return of the portfolio and can be contacted on 0800 600 168 or e-mail, [info@psgam.co.za](mailto:info@psgam.co.za).**

### FUND FACTS

Sector	South African - Multi Asset - Income
Benchmark	Inflation + 1%
Regulation 28 compliant	Yes
Manager	Ian Scott and Paul Bosman
Fund Launch Date	7 April 2006
Fund Size (ZAR)	795 739 765
Month end NAV Price	118.50
Minimum Investment	R2000 lump sum or R250 monthly debit order
Distribution Frequency	February, May, August, November
Latest Distribution (cpu)	28 Feb. 15 ; 29 Nov. 14 29 Aug. 14 ; 30 May 14
	1.74c ; 1.64c 1.52c ; 1.62c
Max. Adviser Fee % (incl. VAT)	0.57
Annual Management Fee % (incl. VAT)	1.14
Total Expense Ratio % (incl. VAT)	1.18

The PSG Diversified Income Fund A Class has as Total Expense Ratio (TER). For the period from 1 April 2014 to 31 March 2015 on an annualised basis, the above percentages of the average Net Asset Value of the portfolio was incurred as charges, levies and fees. A higher TER ratio does not necessarily imply a poor return, nor does a low TER imply a good return. The current TER cannot be regarded as an indication of future TER's. The yield is calculated daily on an annualised basis. The calculation is based on the current yield of fixed income instruments.

### FUND CHARACTERISTICS

This fund only invests predominantly in fixed income instruments but can also have up to 10% of the fund in equities, both domestic and foreign. The fund can have up to 10% in listed property and 25% of the fund in foreign markets. The fund aims to provide a reasonable income with above-inflation capital appreciation over time. Investors in this fund should be comfortable with a small degree of exposure to market fluctuations and should have an investment horizon of at least 24 months.

### RISK CLASSIFICATION



### INVESTMENT OBJECTIVE


The portfolio aims to seek to preserve capital and to maximize income returns for investors. The fund conforms to legislation governing retirement funds.

### INVESTMENT POLICY

The PSG Diversified Income Fund is a specialist portfolio. The portfolio comprises a mix of high yielding equity securities, property, bonds, preference shares and assets in liquid form, both locally and abroad, thereby generating both tax free and taxable income, whilst preserving capital.

Please note that the name of the fund changed from PSG Optimal Income Fund to PSG Diversified Income Fund from 1 September 2014.

### ASSET ALLOCATION



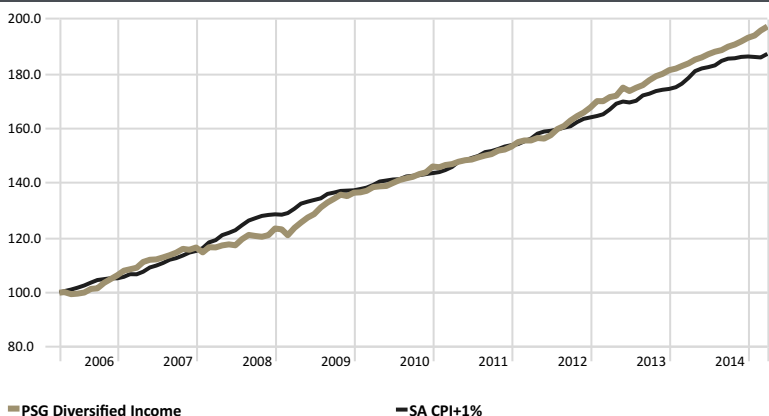
### TOP 5 EQUITY HOLDINGS

Capitec Bank Holdings Limited  
Berkshire Hathaway Inc  
Markel Corp  
Brookfield Asset Management Inc  
Super Group Limited

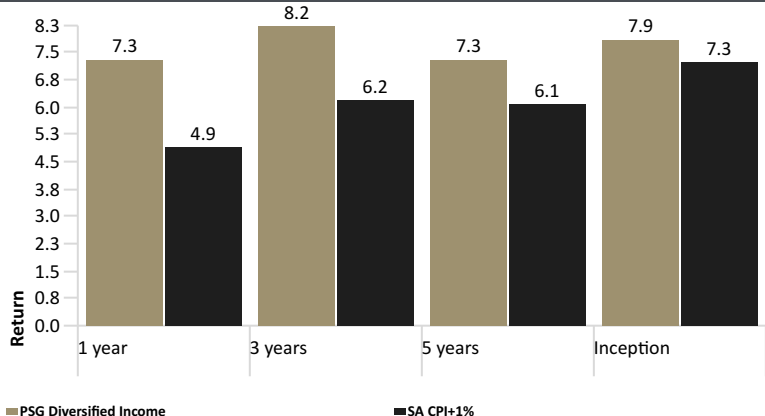
### TOP 5 BOND ISSUER EXPOSURES

Standard Bank Limited  
FirstRand Bank Limited  
Mercedes-Benz South Africa Limited  
Nedbank Limited  
Capitec Bank Limited

### HOW THE FUND HAS PERFORMED SINCE 7 April 2006



### ANNUALISED PERFORMANCE % (after fees)



**Disclaimer:** Collective Investment Schemes in Securities (CIS) are generally medium to long-term investments. The value of participatory interests (units) or the investment may go down as well as up and past performance is not a guide to future performance. CIS are traded at ruling prices and can engage in borrowing and script lending. Fluctuations or movements in the exchange rates may cause the value of underlying international investments to go up or down. Where foreign securities are included in a portfolio, the portfolio is exposed to risks such as potential constraints on liquidity and the repatriation of funds; macroeconomic, political, foreign exchange, tax, settlement and potential limitations on the availability of market information. The portfolios may be capped at any time in order for them to be managed in accordance with their mandate. **Fees and Performance:** Prices are published daily and available on the website [www.psg.co.za](http://www.psg.co.za) and in the daily newspapers. A schedule of fees and charges and maximum commissions is available on request from PSG Collective Investments Limited. Commission and incentives may be paid and, if so, are included in the overall costs. Forward pricing is used. Different classes of Participatory Interest can apply to these portfolios and are subject to different fees, charges and possibly dividend withholding tax and will thus have differing performances. Performance is calculated for the portfolio and individual investor performance may differ as a result thereof. All performance data for a lump sum, net of fees, include income and assumes reinvestment of income on a NAV-NAV basis. **Source of performance:** Figures quoted are from Morningstar Inc. **Cut-off times:** The cut-off time for processing investment transactions is 14h30 daily, with the exception of the PSG Money Market Fund which is 11h00. **Additional information:** Additional information is available free of charge on the website and may include publications, brochures, application forms and annual reports. **Company details:** PSG Collective Investments Limited is registered as a CIS Manager with the Financial Services Board, and a member of the Association of Savings and Investments South Africa (ASISA) through its holdings company PSG Konsult Limited. The management of the portfolios is delegated to PSG Asset Management (Pty) Ltd, an authorized Financial Services Provider under the Financial Advisory and Intermediary Services Act 2002, FSP no 29524. PSG Asset Management (Pty) Ltd and PSG Collective Investments Limited are subsidiaries of PSG Group Limited. **Trustee:** The Standard Bank of South Africa Limited, Main Tower, Standard Bank Centre, 2 Hertzog Boulevard, Cape Town, 8001. Tel: 021 401 2443. Email: [compliance-PSG@standardbank.co.za](mailto:compliance-PSG@standardbank.co.za). **Conflict of Interest Disclosure:** The Fund may from time to time invest in a portfolio managed by a related party. PSG Collective Investments Limited or the Fund Manager may negotiate a discount in fees charged by the underlying portfolio. All discounts negotiated are re-invested in the Fund for the benefit of the investor. Neither PSG Collective Investments Limited nor PSG Asset Management retains any portion of such discount for their own accounts. The Fund Manager may use the brokerage services of a related party, PSG Securities Ltd. **PSG Collective Investments Limited does not provide any guarantee either with respect to the capital or the return of the portfolio and can be contacted on 0800 600 168 or e-mail, [info@psgam.co.za](mailto:info@psgam.co.za).**

### FUND FACTS

Sector	South African - Interest Bearing - Short Term	
Benchmark	STeFI Composite	
Regulation 28 compliant	No	
Manager	Ian Scott and Heinrich Dietzsch	
Fund Launch Date	1 September 2011	
Fund Size (ZAR)	51 473 935	
Month end NAV Price	101.99	
Minimum Investment	R2000 lump sum or R250 monthly debit order	
Distribution Frequency	February, May, August and November	
Latest Distribution (cpu)	28 Feb. 15 ; 29 Nov. 14	1.63c ; 1.60c
	29 Aug. 14 ; 30 May 14	1.58c ; 1.51c
Max. Adviser Fee % (incl. VAT)	0.57	
Annual Management Fee % (incl. VAT)	0.74	
Total Expense Ratio % (incl. VAT)	0.93	

The PSG Income Fund Class A has as Total Expense Ratio (TER). For the period from 1 April 2014 to 31 March 2015 on an annualised basis, the above percentages of the average Net Asset Value of the portfolio was incurred as charges, levies and fees. A higher TER ratio does not necessarily imply a poor return, nor does a low TER imply a good return. The current TER cannot be regarded as an indication of future TER's. The yield is calculated daily on an annualised basis. The calculation is based on the current yield of fixed income instruments.

### FUND CHARACTERISTICS

This fund only invests in bonds, fixed deposits and interest-bearing instruments with fixed maturity dates. The fund cannot invest in listed. The fund aims to preserve capital and maximize income. Investors in this fund should be comfortable with a small degree of exposure to interest rate fluctuations and should have an investment horizon of at least 12 months.

### RISK CLASSIFICATION




### INVESTMENT OBJECTIVE

The investment objective of the fund is to maximise income while achieving long term capital appreciation as interest rate cycles allow.

### INVESTMENT POLICY

In order to achieve its investment objective, the portfolio will be permitted to invest in assets in liquid form, a diversified range of fixed-interest securities, including but not limited to loan stock, debentures, debenture stock, bonds, unsecured notes, whether they have inherent option rights or are convertible, as well as any other non-equity securities which may be approved by the Registrar from time to time and which are consistent with the investment policy of the portfolio, to the maximum levels permitted by the Act and the Regulations thereto, as amended from time to time. The portfolio may include financial instruments to the extent and limits allowed by legislation in the Republic of South Africa.

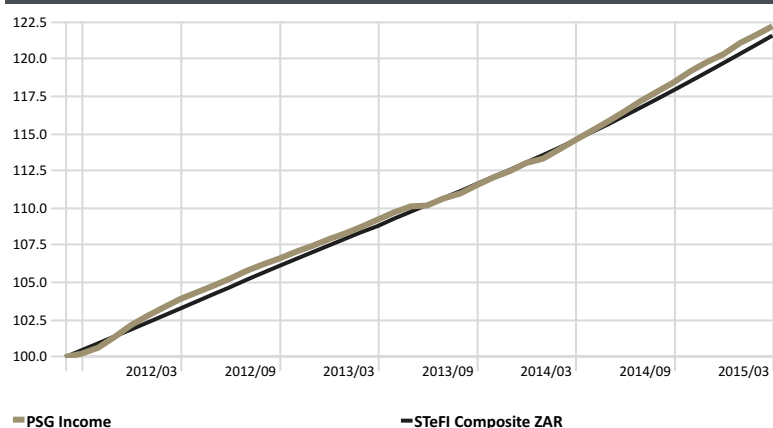
### ASSET ALLOCATION



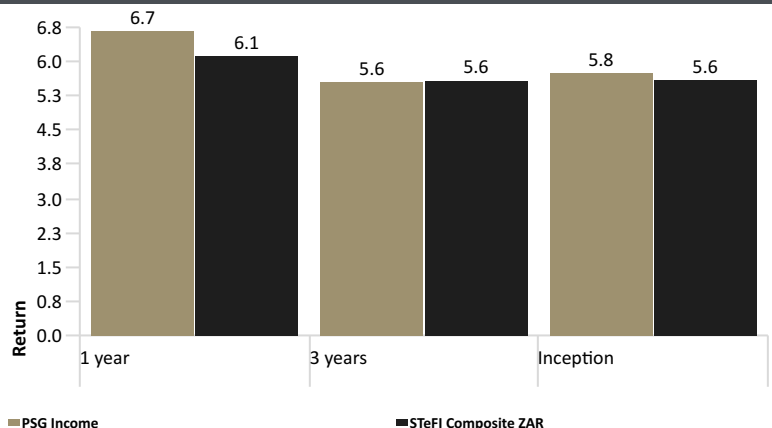
### TOP 10 BOND EXPOSURES

- Absa Bank Limited
- Nedbank Limited
- Standard Bank Limited
- Firststrand Bank Limited
- Capitec Bank
- Bidvestco Limited
- Barloworld Limited
- Landbank Limited
- Netcare Investments (Pty) Limited
- The Thekwini Fund (RF) Limited

### HOW THE FUND HAS PERFORMED SINCE 1 September 2011



### ANNUALISED PERFORMANCE % (after fees)



**Disclaimer:** Collective Investment Schemes in Securities (CIS) are generally medium to long-term investments. The value of participatory interests (units) or the investment may go down as well as up and past performance is not a guide to future performance. CIS are traded at ruling prices and can engage in borrowing and script lending. Fluctuations or movements in the exchange rates may cause the value of underlying international investments to go up or down. Where foreign securities are included in a portfolio, the portfolio is exposed to risks such as potential constraints on liquidity and the repatriation of funds; macroeconomic, political, foreign exchange, tax, settlement and potential limitations on the availability of market information. The portfolios may be capped at any time in order for them to be managed in accordance with their mandate. **Fees and Performance:** Prices are published daily and available on the website [www.psg.co.za](http://www.psg.co.za) and in the daily newspapers. A schedule of fees and charges and maximum commissions is available on request from PSG Collective Investments Limited. Commission and incentives may be paid and, if so, are included in the overall costs. Forward pricing is used. Different classes of Participatory Interest can apply to these portfolios and are subject to different fees, charges and possibly dividend withholding tax and will thus have differing performances. Performance is calculated for the portfolio and individual investor performance may differ as a result thereof. All performance data for a lump sum, net of fees, include income and assumes reinvestment of income on a NAV-NAV basis. **Source of performance:** Figures quoted are from Morningstar Inc. **Cut-off times:** The cut-off time for processing investment transactions is 14h30 daily, with the exception of the PSG Money Market Fund which is 11h00. **Additional information:** Additional information is available free of charge on the website and may include publications, brochures, application forms and annual reports. **Company details:** PSG Collective Investments Limited is registered as a CIS Manager with the Financial Services Board, and a member of the Association of Savings and Investments South Africa (ASISA) through its holdings company PSG Konsult Limited. The management of the portfolios is delegated to PSG Asset Management (Pty) Ltd, an authorized Financial Services Provider under the Financial Advisory and Intermediary Services Act 2002, FSP no 29524. PSG Asset Management (Pty) Ltd and PSG Collective Investments Limited are subsidiaries of PSG Group Limited. **Trustee:** The Standard Bank of South Africa Limited, Main Tower, Standard Bank Centre, 2 Hertzog Boulevard, Cape Town, 8001. Tel: 021 401 2443. Email: [compliance-PSG@standardbank.co.za](mailto:compliance-PSG@standardbank.co.za). **Conflict of Interest Disclosure:** The Fund may from time to time invest in a portfolio managed by a related party. PSG Collective Investments Limited or the Fund Manager may negotiate a discount in fees charged by the underlying portfolio. All discounts negotiated are re-invested in the Fund for the benefit of the investor. Neither PSG Collective Investments Limited nor PSG Asset Management retains any portion of such discount for their own accounts. The Fund Manager may use the brokerage services of a related party, PSG Securities Ltd. **PSG Collective Investments Limited does not provide any guarantee either with respect to the capital or the return of the portfolio and can be contacted on 0800 600 168 or e-mail, [info@psgam.co.za](mailto:info@psgam.co.za).**

### FUND FACTS

Sector	South African - Interest Bearing - Money Market
Benchmark	South African - Interest Bearing - Money Market Mean
Regulation 28 compliant	Yes
Manager	Heinrich Dietzsch
Launch Date	19 October 1998
Fund Size	2 680 480 638
Month end NAV Price	100.00
Minimum Investment	R25000 lump sum
Distribution Frequency	Monthly
Annual Management Fee % (incl. VAT)	0.57
Total Expense Ratio % (incl. VAT)	0.59
Latest Distribution (cpu) 31 Mar. 15	0.5346c

28 Feb. 15 - 0.4809c; 31 Jan. 15 - 0.5371c; 31 Dec. 14 - 0.5309c; 30 Nov. 14 - 0.5149c; 31 Oct. 14 - 0.5184c; 30 Sep. 14 - 0.4989c; 31 Aug. 14 - 0.4989c; 31 Jul. 14 - 0.4813c; 30 Jun. 14 - 0.4610c; 31 May 14 - 0.4755c; 30 Apr. 14 - 0.4470c

The PSG Money Market Fund Class A has as Total Expense Ratio (TER) as listed above. For the period from 1 April 2014 to 31 March 2015 on an annualised basis, the above percentages of the average Net Asset Value of the portfolio was incurred as charges, levies and fees. A higher TER ratio does not necessarily imply a poor return, nor does a low TER imply a good return. The current TER cannot be regarded as an indication of future TER's.

### FUND CHARACTERISTICS

This fund invests in interest-bearing instruments with a maturity of less than 13 months. These are cash deposits and highly liquid fixed interest securities. The fund aims to preserve capital and provide a steady income yield with high liquidity. Investors in this fund should experience no market fluctuations, wish to ensure that their capital remains intact over even the shortest term and there is no suggested minimum period.

### RISK CLASSIFICATION



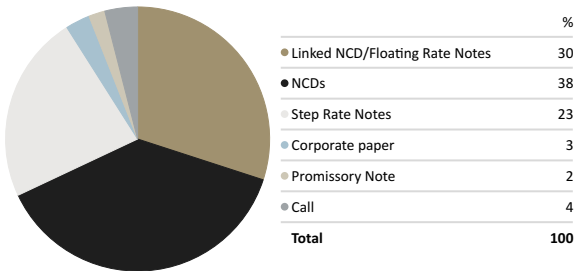
### INVESTMENT OBJECTIVE

The fund aims to provide capital security, a steady income yield and high liquidity.

### INVESTMENT POLICY

The investment objective of the portfolio is to provide a medium whereby investors can obtain undivided participation in a diversified portfolio of such money market instruments as defined from time to time. The primary performance objective of the portfolio is to obtain as high a level of current income as is consistent with capital preservation and liquidity. Capital gains will be of an incidental nature. The portfolio will comply with legislation governing retirement funding.

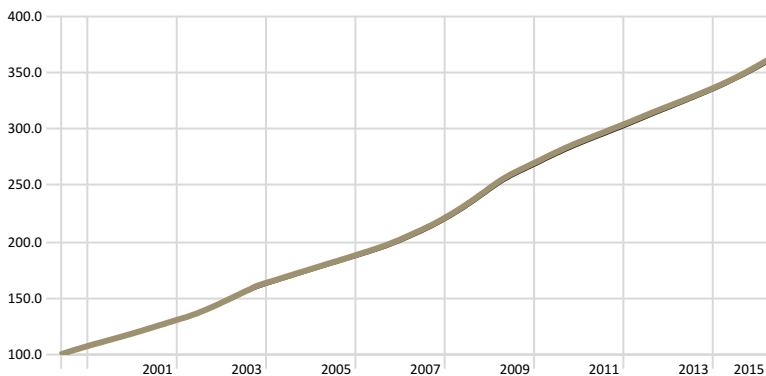
### ASSET ALLOCATION



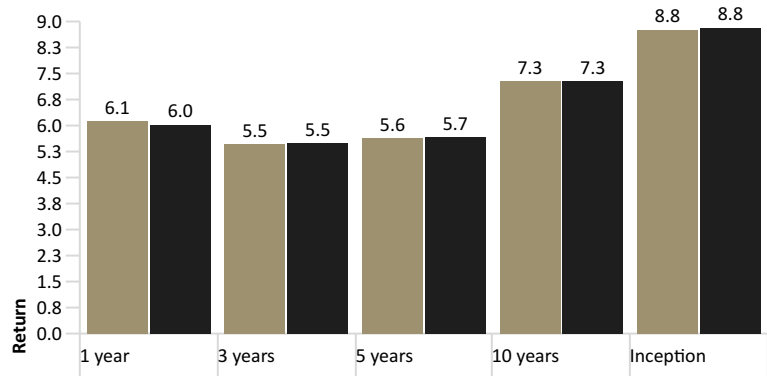
### TOP EXPOSURES

Firststrand Bank Limited  
Standard Bank Limited  
Nedbank Limited  
Absa Bank Limited  
Capitec Bank  
Glencore Xstrata Plc  
Imperial Soc Limited  
Investec Bank Limited

### HOW THE FUND HAS PERFORMED SINCE 19 October 1998



### ANNUALISED PERFORMANCE % (after fees)



**Disclaimer:** Collective Investment Schemes in Securities (CIS) are generally medium to long-term investments. The value of participatory interests (units) or the investment may go down as well as up and past performance is not a guide to future performance. CIS are traded at ruling prices and can engage in borrowing and script lending. Fluctuations or movements in the exchange rates may cause the value of underlying international investments to go up or down. Where foreign securities are included in a portfolio, the portfolio is exposed to risks such as potential constraints on liquidity and the repatriation of funds; macroeconomic, political, foreign exchange, tax, settlement and potential limitations on the availability of market information. The portfolios may be capped at any time in order for them to be managed in accordance with their mandate. **Fees and Performance:** Prices are published daily and available on the website [www.psg.co.za](http://www.psg.co.za) and in the daily newspapers. A schedule of fees and charges and maximum commissions is available on request from PSG Collective Investments Limited. Commission and incentives may be paid and, if so, are included in the overall costs. Forward pricing is used. Different classes of Participatory Interest can apply to these portfolios and are subject to different fees, charges and possibly dividend withholding tax and will thus have differing performances. Performance is calculated for the portfolio and individual investor performance may differ as a result thereof. All performance data for a lump sum, net of fees, include income and assumes reinvestment of income on a NAV-NAV basis. **Source of performance:** Figures quoted are from Morningstar Inc. **Cut-off times:** The cut-off time for processing investment transactions is 14h30 daily, with the exception of the PSG Money Market Fund which is 11h00. **Additional information:** Additional information is available free of charge on the website and may include publications, brochures, application forms and annual reports. **Company details:** PSG Collective Investments Limited is registered as a CIS Manager with the Financial Services Board, and a member of the Association of Savings and Investments South Africa (ASISA) through its holdings company PSG Konsult Limited. The management of the portfolios is delegated to PSG Asset Management (Pty) Ltd, an authorized Financial Services Provider under the Financial Advisory and Intermediary Services Act 2002, FSP no 29524. PSG Asset Management (Pty) Ltd and PSG Collective Investments Limited are subsidiaries of PSG Group Limited. **Money Market:** The PSG Money Market Fund maintains a constant price and targeted at a constant value. The quoted yield is calculated by annualizing the average 7 day yield. A money market portfolio is not a bank deposit account. Excessive withdrawals from the portfolio may place the portfolio under liquidity pressures and in such circumstances a process of ring-fencing of withdrawal instructions and managed payouts over time may be followed. The total return to the investor is made up of interest received and any gain or loss made on any particular instrument. In most cases the return will merely have the effect of increasing or decreasing the daily yield but in the case of abnormal losses it can have the effect of reducing the capital value of the portfolio. **Trustee:** The Standard Bank of South Africa Limited, Main Tower, Standard Bank Centre, 2 Hertzog Boulevard, Cape Town, 8001. Tel: 021 401 2443. Email: [compliance.psg@standardbank.co.za](mailto:compliance.psg@standardbank.co.za). **Conflict of Interest Disclosure:** The Fund may from time to time invest in a portfolio managed by a related party. PSG Collective Investments Limited or the Fund Manager may negotiate a discount in fees charged by the underlying portfolio. All discounts negotiated are re-invested in the Fund for the benefit of the investor. Neither PSG Collective Investments Limited nor PSG Asset Management retains any portion of such discount for their own accounts. The Fund Manager may use the brokerage services of a related party, PSG Securities Ltd. **PSG Collective Investments Limited does not provide any guarantee either with respect to the capital or the return of the portfolio and can be contacted on 0800 600 168 or e-mail, [info@psgam.co.za](mailto:info@psgam.co.za).**

### FUND FACTS

Sector	Global - Equity - General
Benchmark	MSCI World Free NR USD Index (in ZAR)
Regulation 28 compliant	No
Manager	Henno Vermaak and Gregory Hopkins
Fund Launch Date	3 May 2011
Fund Size (ZAR)	130 283 075
Month end NAV Price (cpu)	190.49
Minimum Investment	R2000 lump sum
Distribution Frequency	February
Latest Distribution (cpu)	28 Feb. 15 ; 28 Feb. 14
Max. Adviser Fee % (incl. VAT)	2.28
Annual Management Fee % (incl. VAT)	0.86
Total Expense Ratio % (incl. VAT)	2.25

The PSG Global Equity Feeder Fund Class A has as Total Expense Ratio (TER) as listed above. For the period from 1 April 2014 to 31 March 2015 on an annualised basis, the above percentages of the average Net Asset Value of the portfolio was incurred as charges, levies and fees. A higher TER ratio does not necessarily imply a poor return, nor does a low TER imply a good return. The current TER cannot be regarded as an indication of future TER's.

### FUND CHARACTERISTICS

This fund feeds all investments directly to the PSG Global Equity Sub-Fund, a fund which invests solely in equities, of which no more than 25% thereof may be invested in South African equities. This fund should produce the highest real (above inflation) returns over the long-term. The fund sits at the top end of the risk/return spectrum and investors should be comfortable with stock market fluctuations and should have an investment horizon of at least 5 years.

### RISK CLASSIFICATION



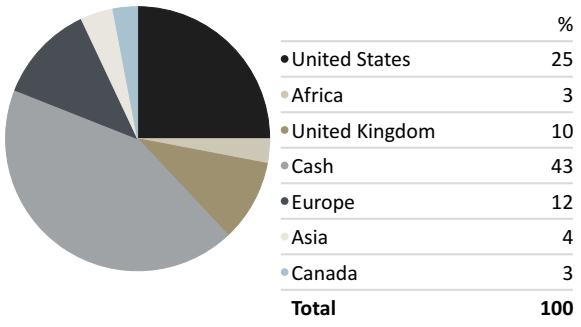
### INVESTMENT OBJECTIVE

The fund aims to outperform the average of the world's equity markets, as represented by the MSCI World Free NR USD Index (in ZAR) (the "Benchmark").

### INVESTMENT POLICY

The PSG Global Equity Feeder Fund is a Rand denominated Equity Feeder Fund, feeding solely into the PSG Global Equity Sub-Fund, a sub-fund of PSG Global Funds Sicav plc. The portfolio's investment strategy will attempt to reduce the comparative risk of loss over an investment period of 4 or more years. The portfolio aims to achieve capital growth over the long term, with the generation of income not being a main objective of the portfolio.

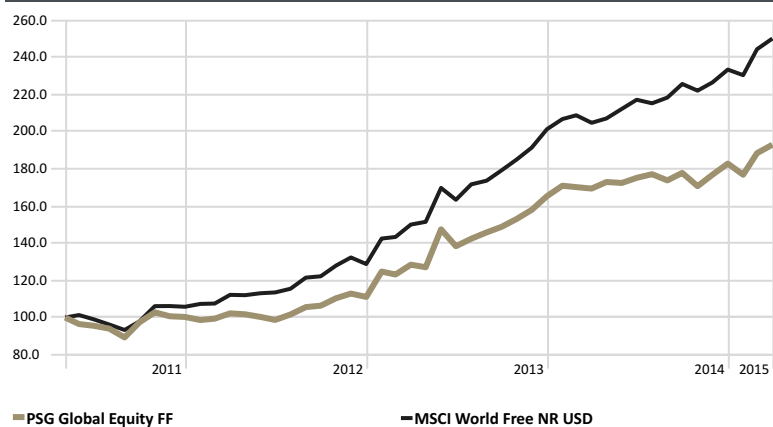
### REGIONAL ALLOCATION



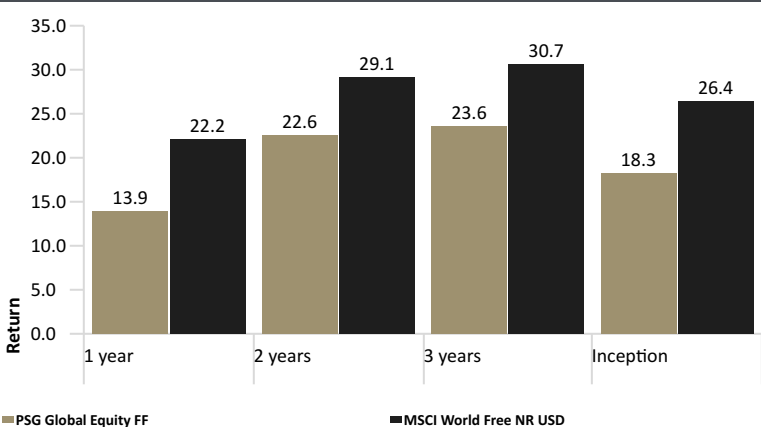
### TOP 10 EQUITY HOLDINGS

- Markel Corp
- Brookfield Asset Management Inc
- Capital One Financial Corp
- Porsche Automobil Holdings - Preferred
- J Sainsbury Plc
- Berkshire Hathaway Inc
- Steinhoff Investment Holdings Limited
- Glencore Xstrata Plc
- Microsoft Corp
- JP Morgan Chase & Co

### HOW THE FUND HAS PERFORMED SINCE 3 May 2011



### ANNUALISED PERFORMANCE % (after fees)



**Disclaimer:** Collective Investment Schemes in Securities (CIS) are generally medium to long-term investments. The value of participatory interests (units) or the investment may go down as well as up and past performance is not a guide to future performance. CIS are traded at ruling prices and can engage in borrowing and script lending. Fluctuations or movements in the exchange rates may cause the value of underlying international investments to go up or down. Where foreign securities are included in a portfolio, the portfolio is exposed to risks such as potential constraints on liquidity and the repatriation of funds; macroeconomic, political, foreign exchange, tax, settlement and potential limitations on the availability of market information. The portfolios may be capped at any time in order for them to be managed in accordance with their mandate. **Fees and Performance:** Prices are published daily and available on the website [www.psg.co.za](http://www.psg.co.za) and in the daily newspapers. A schedule of fees and charges and maximum commissions is available on request from PSG Collective Investments Limited. Commission and incentives may be paid and, if so, are included in the overall costs. Forward pricing is used. Different classes of Participatory Interest can apply to these portfolios and are subject to different fees, charges and possibly dividend withholding tax and will thus have differing performances. Performance is calculated for the portfolio and individual investor performance may differ as a result thereof. All performance data for a lump sum, net of fees, include income and assumes reinvestment of income on a NAV-NAV basis. **Source of performance:** Figures quoted are from Morningstar Inc. **Cut-off times:** The cut-off time for processing investment transactions is 14h30 daily, with the exception of the PSG Money Market Fund which is 11h00. **Additional information:** Additional information is available free of charge on the website and may include publications, brochures, application forms and annual reports. **Company details:** PSG Collective Investments Limited is registered as a CIS Manager with the Financial Services Board, and a member of the Association of Savings and Investments South Africa (ASISA) through its holdings company PSG Konsult Limited. The management of the portfolios is delegated to PSG Asset Management (Pty) Ltd, an authorized Financial Services Provider under the Financial Advisory and Intermediary Services Act 2002, FSP no 29524. PSG Asset Management (Pty) Ltd and PSG Collective Investments Limited are subsidiaries of PSG Group Limited. **Feeder Funds:** A Feeder Fund is a portfolio which, apart from assets in liquid form, invests in a single portfolio of a collective investment scheme, which levies its own charges and which could result in a higher fee structure for the feeder fund. **Trustee:** The Standard Bank of South Africa Limited, Main Tower, Standard Bank Centre, 2 Hertzog Boulevard, Cape Town, 8001. Tel: 021 401 2443. Email: [compliance-PSG@standardbank.co.za](mailto:compliance-PSG@standardbank.co.za). **Conflict of Interest Disclosure:** The Fund may from time to time invest in a portfolio managed by a related party, PSG Collective Investments Limited or the Fund Manager may negotiate a discount in fees charged by the underlying portfolio. All discounts negotiated are re-invested in the Fund for the benefit of the investor. Neither PSG Collective Investments Limited nor PSG Asset Management retains any portion of such discount for their own accounts. The Fund Manager may use the brokerage services of a related party, PSG Securities Ltd. **PSG Collective Investments Limited does not provide any guarantee either with respect to the capital or the return of the portfolio and can be contacted on 0800 600 168 or e-mail, [info@psgam.co.za](mailto:info@psgam.co.za).**



FUND FACTS		FUND CHARACTERISTICS
Sector	Global - Multi Asset - Flexible	This fund feeds all investments directly to the PSG Global Flexible Sub-Fund, a fund that currently invests in equities and cash. The fund may invest in up to 100% in equities, and no more than 25% thereof may be invested in South African equities. The fund has a flexible asset allocation mandate and equity exposure will be varied based on opportunity. Investors in this fund should be comfortable with stock market fluctuations and should have an investment horizon of at least 3 years.
Benchmark	US Inflation +6%	
Regulation 28 compliant	No	
Manager	Henno Vermaak and Jan Mouton	
Fund Launch Date	10 April 2013	
Fund Size (ZAR)	526 258 573	
Month end NAV Price (cpu)	151.57	
Minimum Investment	R2000 lump sum	
Distribution Frequency	February	
Latest Distribution (cpu)	28 Feb. 15 ; 28 Feb. 14	
Max. Adviser Fee % (incl. VAT)	2.28	<b>RISK CLASSIFICATION</b>
Annual Management Fee % (incl. VAT)	0.86	
Total Expense Ratio % (incl. VAT)	1.99	

The PSG Global Flexible Feeder Fund Class A has as Total Expense Ratio (TER) as listed above. For the period from 1 April 2014 to 31 March 2015 on an annualised basis, the above percentages of the average Net Asset Value of the portfolio was incurred as charges, levies and fees. A higher TER ratio does not necessarily imply a poor return, nor does a low TER imply a good return. The current TER cannot be regarded as an indication of future TER's.

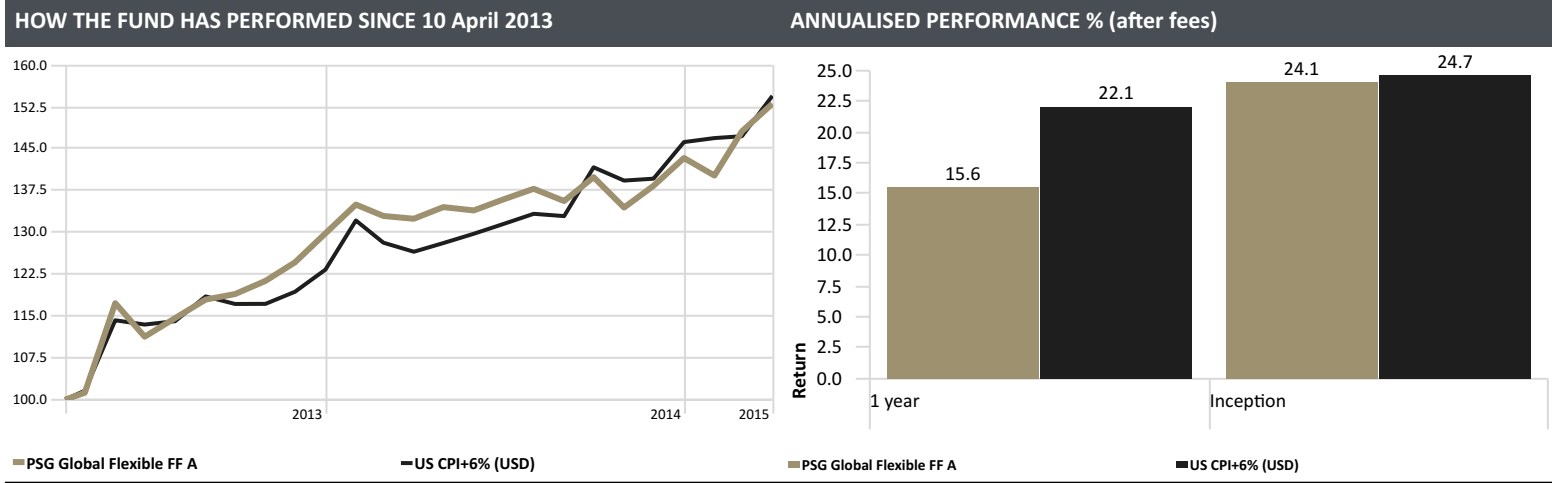
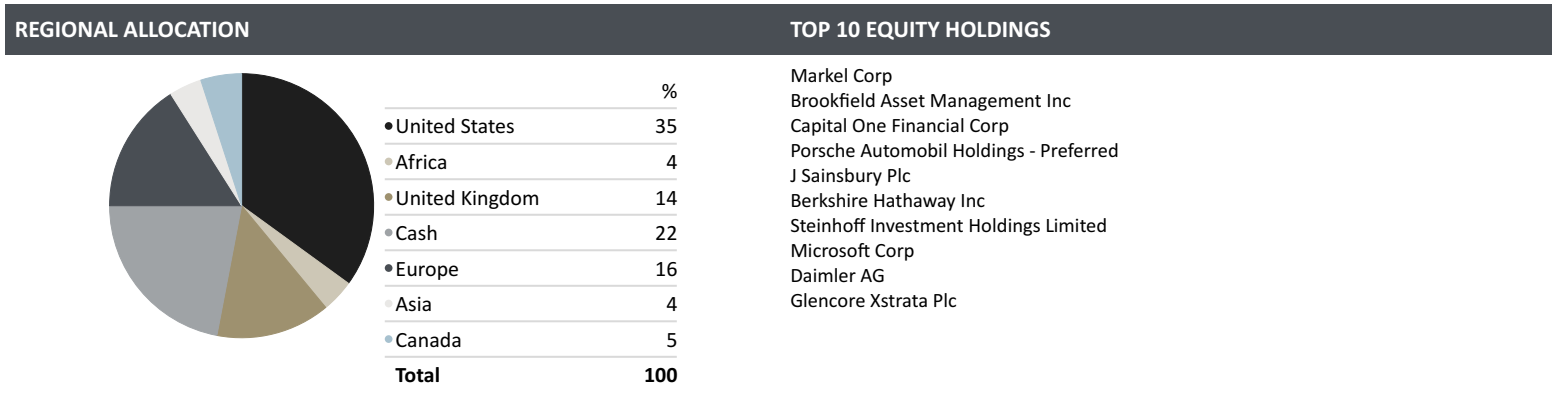


**INVESTMENT OBJECTIVE**

The fund aims to achieve superior medium to long term capital growth through exposure to selected sectors of the global equity market, bond market and money market.

**INVESTMENT POLICY**

The PSG Global Flexible Feeder Fund is a Rand denominated Feeder Fund, feeding solely into the PSG Global Flexible Sub-Fund, a sub-fund of PSG International Funds SICAV plc. The investment objective is to achieve superior medium to long term capital growth through exposure to selected sectors of the global equity market, bond market and money market.



**Disclaimer:** Collective Investment Schemes in Securities (CIS) are generally medium to long-term investments. The value of participatory interests (units) or the investment may go down as well as up and past performance is not a guide to future performance. CIS are traded at ruling prices and can engage in borrowing and script lending. Fluctuations or movements in the exchange rates may cause the value of underlying international investments to go up or down. Where foreign securities are included in a portfolio, the portfolio is exposed to risks such as potential constraints on liquidity and the repatriation of funds; macroeconomic, political, foreign exchange, tax, settlement and potential limitations on the availability of market information. The portfolios may be capped at any time in order for them to be managed in accordance with their mandate. **Fees and Performance:** Prices are published daily and available on the website [www.psg.co.za](http://www.psg.co.za) and in the daily newspapers. A schedule of fees and charges and maximum commissions is available on request from PSG Collective Investments Limited. Commission and incentives may be paid and, if so, are included in the overall costs. Forward pricing is used. Different classes of Participatory Interest can apply to these portfolios and are subject to different fees, charges and possibly dividend withholding tax and will thus have differing performances. Performance is calculated for the portfolio and individual investor performance may differ as a result thereof. All performance data for a lump sum, net of fees, include income and assumes reinvestment of income on a NAV-NAV basis. **Source of performance:** Figures quoted are from Morningstar Inc. **Cut-off times:** The cut-off time for processing investment transactions is 14h30 daily, with the exception of the PSG Money Market Fund which is 11h00. **Additional information:** Additional information is available free of charge on the website and may include publications, brochures, application forms and annual reports. **Company details:** PSG Collective Investments Limited is registered as a CIS Manager with the Financial Services Board, and a member of the Association of Savings and Investments South Africa (ASISA) through its holdings company PSG Konsult Limited. The management of the portfolios is delegated to PSG Asset Management (Pty) Ltd, an authorized Financial Services Provider under the Financial Advisory and Intermediary Services Act 2002, FSP no 29524. PSG Asset Management (Pty) Ltd and PSG Collective Investments Limited are subsidiaries of PSG Group Limited. **Feeder Funds:** A Feeder Fund is a portfolio which, apart from assets in liquid form, invests in a single portfolio of a collective investment scheme, which levies its own charges and which could result in a higher fee structure for the feeder fund. **Trustee:** The Standard Bank of South Africa Limited, Main Tower, Standard Bank Centre, 2 Hertzog Boulevard, Cape Town, 8001. Tel: 021 401 2443. Email: [compliance-PSG@standardbank.co.za](mailto:compliance-PSG@standardbank.co.za). **Conflict of Interest Disclosure:** The Fund may from time to time invest in a portfolio managed by a related party, PSG Collective Investments Limited or the Fund Manager may negotiate a discount in fees charged by the underlying portfolio. All discounts negotiated are re-invested in the Fund for the benefit of the investor. Neither PSG Collective Investments Limited nor PSG Asset Management retains any portion of such discount for their own accounts. The Fund Manager may use the brokerage services of a related party, PSG Securities Ltd. **PSG Collective Investments Limited does not provide any guarantee either with respect to the capital or the return of the portfolio and can be contacted on 0800 600 168 or e-mail, [info@psgam.co.za](mailto:info@psgam.co.za).**

### FUND FACTS

Sector	Global - Multi Asset - Flexible
Benchmark	US Inflation +6%
Regulation 28 compliant	No
Manager	Henno Vermaak and Jan Mouton
Fund Launch Date	10 April 2013
Fund Size (ZAR)	526 258 573
Month end NAV Price (cpu)	153.01
Minimum Investment	R2000 lump sum
Distribution Frequency	February
Latest Distribution (cpu)	28 Feb. 15 ; 28 Feb. 14
Max. Adviser Fee % (incl. VAT)	2.28
Annual Management Fee % (incl. VAT)	0.29
Total Expense Ratio % (incl. VAT)	1.42

### FUND CHARACTERISTICS

This fund feeds all investments directly to the PSG Global Flexible Sub-Fund, a fund that currently invests in equities and cash. The fund may invest in up to 100% in equities, and no more than 25% thereof may be invested in South African equities. The fund has a flexible asset allocation mandate and equity exposure will be varied based on opportunity. Investors in this fund should be comfortable with stock market fluctuations and should have an investment horizon of at least 3 years.

### RISK CLASSIFICATION



The PSG Global Flexible Feeder Fund Class B has as Total Expense Ratio (TER) as listed above. For the period from 1 April 2014 to 31 March 2015 on an annualised basis, the above percentages of the average Net Asset Value of the portfolio was incurred as charges, levies and fees. A higher TER ratio does not necessarily imply a poor return, nor does a low TER imply a good return. The current TER cannot be regarded as an indication of future TER's.

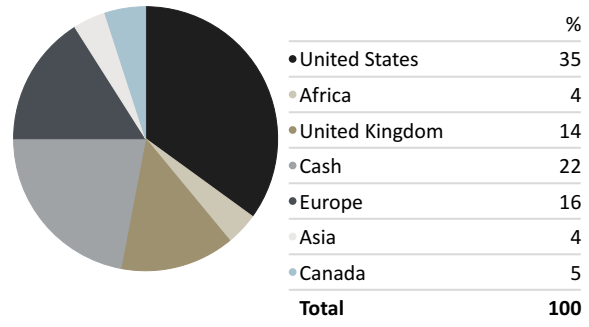
### INVESTMENT OBJECTIVE

The fund aims to achieve superior medium to long term capital growth through exposure to selected sectors of the global equity market, bond market and money market.

### INVESTMENT POLICY

The PSG Global Flexible Feeder Fund is a Rand denominated Feeder Fund, feeding solely into the PSG Global Flexible Sub-Fund, a sub-fund of PSG International Funds SICAV plc. The investment objective is to achieve superior medium to long term capital growth through exposure to selected sectors of the global equity market, bond market and money market.

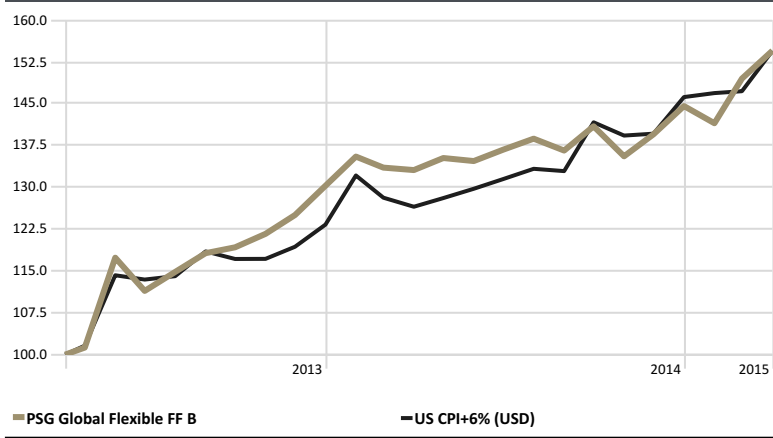
### REGIONAL ALLOCATION



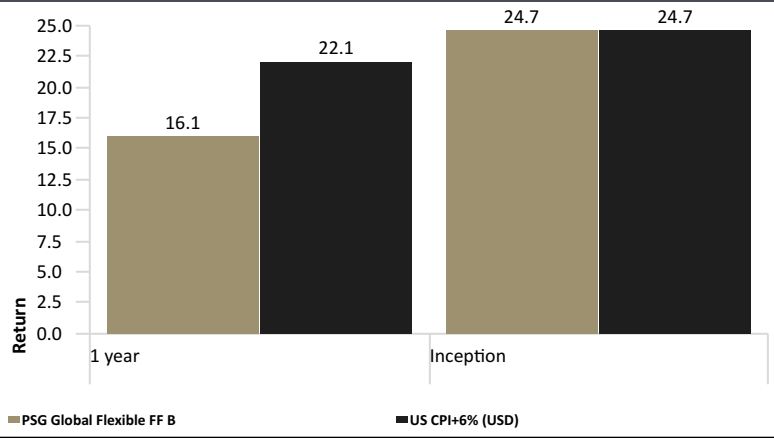
### TOP 10 EQUITY HOLDINGS

- Markel Corp
- Brookfield Asset Management Inc
- Capital One Financial Corp
- Porsche Automobil Holdings - Preferred
- J Sainsbury Plc
- Berkshire Hathaway Inc
- Steinhoff Investment Holdings Limited
- Microsoft Corp
- Daimler AG
- Glencore Xstrata Plc

### HOW THE FUND HAS PERFORMED SINCE 10 April 2013



### ANNUALISED PERFORMANCE % (after fees)



**Disclaimer:** Collective Investment Schemes in Securities (CIS) are generally medium to long-term investments. The value of participatory interests (units) or the investment may go down as well as up and past performance is not a guide to future performance. CIS are traded at ruling prices and can engage in borrowing and script lending. Fluctuations or movements in the exchange rates may cause the value of underlying international investments to go up or down. Where foreign securities are included in a portfolio, the portfolio is exposed to risks such as potential constraints on liquidity and the repatriation of funds; macroeconomic, political, foreign exchange, tax, settlement and potential limitations on the availability of market information. The portfolios may be capped at any time in order for them to be managed in accordance with their mandate. **Fees and Performance:** Prices are published daily and available on the website [www.psg.co.za](http://www.psg.co.za) and in the daily newspapers. A schedule of fees and charges and maximum commissions is available on request from PSG Collective Investments Limited. Commission and incentives may be paid and, if so, are included in the overall costs. Forward pricing is used. Different classes of Participatory Interest can apply to these portfolios and are subject to different fees, charges and possibly dividend withholding tax and will thus have differing performances. Performance is calculated for the portfolio and individual investor performance may differ as a result thereof. All performance data for a lump sum, net of fees, include income and assumes reinvestment of income on a NAV-NAV basis. **Source of performance:** Figures quoted are from Morningstar Inc. **Cut-off times:** The cut-off time for processing investment transactions is 14h30 daily, with the exception of the PSG Money Market Fund which is 11h00. **Additional information:** Additional information is available free of charge on the website and may include publications, brochures, application forms and annual reports. **Company details:** PSG Collective Investments Limited is registered as a CIS Manager with the Financial Services Board, and a member of the Association of Savings and Investments South Africa (ASISA) through its holdings company PSG Konsult Limited. The management of the portfolios is delegated to PSG Asset Management (Pty) Ltd, an authorized Financial Services Provider under the Financial Advisory and Intermediary Services Act 2002, FSP no 29524. PSG Asset Management (Pty) Ltd and PSG Collective Investments Limited are subsidiaries of PSG Group Limited. **Feeder Funds:** A Feeder Fund is a portfolio which, apart from assets in liquid form, invests in a single portfolio of a collective investment scheme, which levies its own charges and which could result in a higher fee structure for the feeder fund. **Trustee:** The Standard Bank of South Africa Limited, Main Tower, Standard Bank Centre, 2 Hertzog Boulevard, Cape Town, 8001. Tel: 021 401 2443. Email: [compliance-psg@standardbank.co.za](mailto:compliance-psg@standardbank.co.za). **Conflict of Interest Disclosure:** The Fund may from time to time invest in a portfolio managed by a related party, PSG Collective Investments Limited or the Fund Manager may negotiate a discount in fees charged by the underlying portfolio. All discounts negotiated are re-invested in the Fund for the benefit of the investor. Neither PSG Collective Investments Limited nor PSG Asset Management retains any portion of such discount for their own accounts. The Fund Manager may use the brokerage services of a related party, PSG Securities Ltd. **PSG Collective Investments Limited does not provide any guarantee either with respect to the capital or the return of the portfolio and can be contacted on 0800 600 168 or e-mail, [info@psgam.co.za](mailto:info@psgam.co.za).**