

FUND FACTS

Sector	South African - Equity - General
Benchmark	FTSE/JSE All Share Index
Regulation 28 compliant	No
Manager (since March 2002)	Shaun le Roux
Fund Launch Date	31 December 1997
Fund Size	R 1 116 775 801
Month end NAV Price	783.91
Minimum Investment	R2000 lump sum or R250 monthly debit order
Distribution Frequency	February, August
Latest Distribution (cpu) 31 Aug 13	
Max Initial Fee (incl. VAT) Fund Manager	
Max Initial Fee (incl. VAT) Advisor	
Annual Management Fee (incl. VAT)	1.71%
Total Expense Ratio (incl. VAT)	1.73%

The PSG Equity Fund has a Total Expense Ratio (TER) as listed above. For the period from 1 October 2012 to 30 September 2013 on an annualised basis, the above percentages of the average Net Asset Value of the portfolio was incurred as charges, levies and fees. A Higher TER ratio does not necessarily imply a poor return, nor does a low TER imply a good return. The current TER cannot be regarded as an indication of future TER's.

INVESTMENT OBJECTIVE

The fund is a general equity fund and the manager in selecting securities for the portfolio, will seek to offer investors long-term capital growth and earn a higher rate of return than that of the South African equity market as represented by the All Share Index including income, without assuming a greater risk.

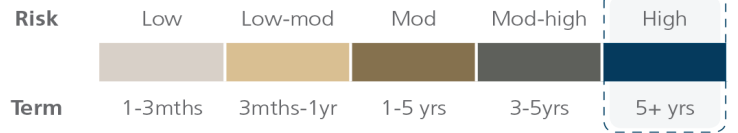
INVESTMENT POLICY

In order to achieve these main objectives the investments to be acquired for the PSG Equity Fund shall comprise a mix of securities and assets in liquid form, all to be acquired at a fair market value. The portfolio will hold a minimum of 75% of the market value of the portfolio in equities at all times.

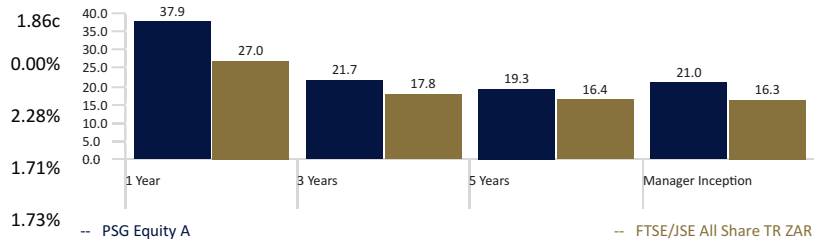
WHO SHOULD INVEST?

Investors who:
 Seek an equity-focused portfolio that has outstanding growth potential
 Aim to maximise potential returns within an acceptable risk profile
 Focus on a long-term investment horizon

RISK CLASSIFICATION



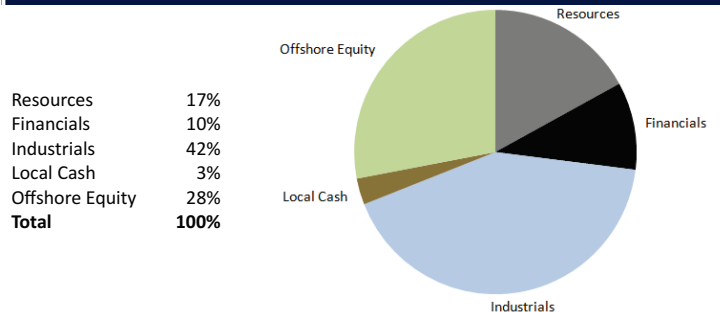
ANNUALISED PERFORMANCE % (after fees)



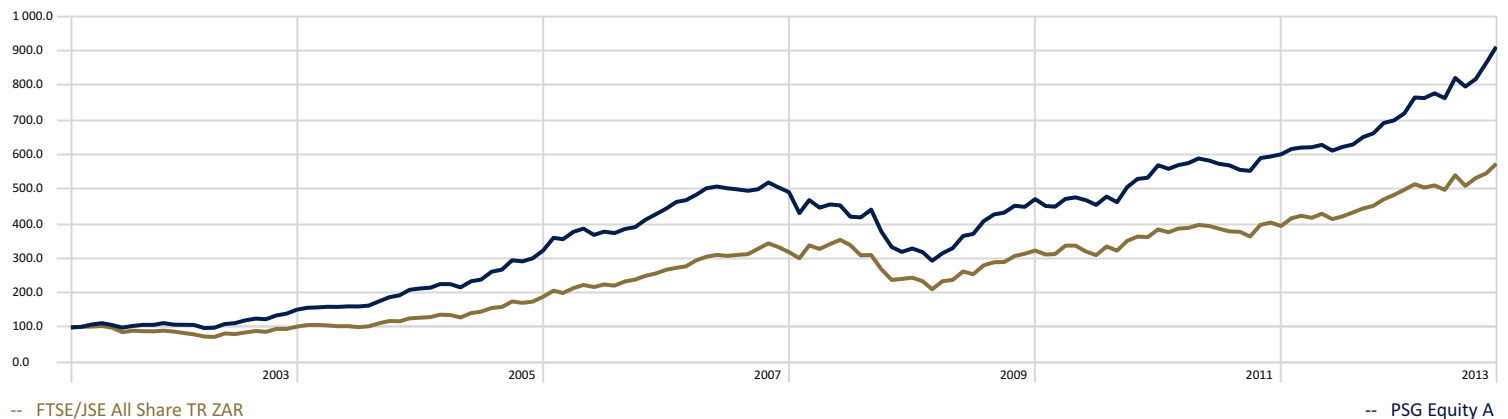
TOP 10 EQUITY HOLDINGS

- Steinhoff International Holdings Limited
- Anglo American Plc
- Microsoft Corp
- Sasol Limited
- Capitec Bank Holdings Limited
- Adcorp Holdings Limited
- Walgreen Co
- Super Group Limited
- Exxaro Resources Limited
- EOH Holdings Limited

ASSET ALLOCATION



HOW THE FUND HAS PERFORMED SINCE 1 March 2002



Collective Investment Schemes in Securities (CIS) are generally medium to long-term investments. The value of participatory interests (units) may go down as well as up and past performance is not a guide to the future. CIS are traded at ruling prices and can engage in borrowing and script lending. Fluctuations or movements in the exchange rates may cause the value of underlying international investments to go up or down. A schedule of fees and charges and maximum commissions is available on request from PSG Collective Investments Limited. Commission and incentives may be paid and if so, are included in the overall costs. Forward pricing is used. The portfolios may be capped at any time in order for them to be managed in accordance with their mandate.

Different classes of Participatory Interest can apply to these portfolios and are subject to different fees and charges. Figures quoted are from Source: 2013 Morningstar Inc. All rights reserved as at end of September 2013, for a lump sum using NAV-NAV prices net of fees, includes income and assumes reinvestment of income. PSG Collective Investments Limited is a member of the Association of Savings and Investments South Africa (ASISA).

Conflict of Interest Disclosure

The Fund may from time to time invest in a portfolio managed by a related party. PSG Collective Investments Limited or the Fund Manager may negotiate a discount in fees charged by the underlying portfolio. All discounts negotiated are re-invested in the Fund for the benefit of the investor. Neither PSG Collective Investments Limited nor the Fund Manager retains any portion of such discount for their own accounts. PSG Asset Management (Pty) Ltd (FSP no 29524) and PSG Collective Investments Limited are subsidiaries of PSG Group Limited. The Fund Manager may use the brokerage services of a related party, PSG Online Solutions (Pty) Ltd.

FUND FACTS

Sector	South African - Multi Asset - Flexible
Benchmark	Inflation + 6%
Regulation 28 compliant	No
Manager	Jan Mouton (Since 1 November 2004)
Fund Launch Date	2 November 1998
Fund Size	R 3 413 942 791
Month end NAV Price	365.56
Minimum Investment	R2000 lump sum or R250 monthly debit order
Distribution Frequency	February, August
Latest Distribution (cpu) 31 Aug 13	0.00c
Max. Initial Fee (incl. VAT) Fund Manager	0.00%
Max. Initial Fee (incl. VAT) Advisor	2.28%
Annual Management Fee (incl. VAT)	1.14%
Performance Fee (incl. VAT)	7.98% above high water mark
Total Expense Ratio (incl. VAT)	2.93%

The PSG Flexible Fund has a Total Expense Ratio (TER) of 2.93%. For the period from 1 July 2012 to 30 June 2013, 2.93% of the average Net Asset Value (NAV) of the portfolio was incurred as charges, levies and fees related to the management of the portfolio. A Higher TER ratio does not necessarily imply a good return, nor does a low TER imply a good return. The current TER cannot be regarded as an indication of future TER's. Inclusive in the TER of 2.93%, is a performance fee of 1.77% of the Net Asset Value of the participatory interest of the portfolio.

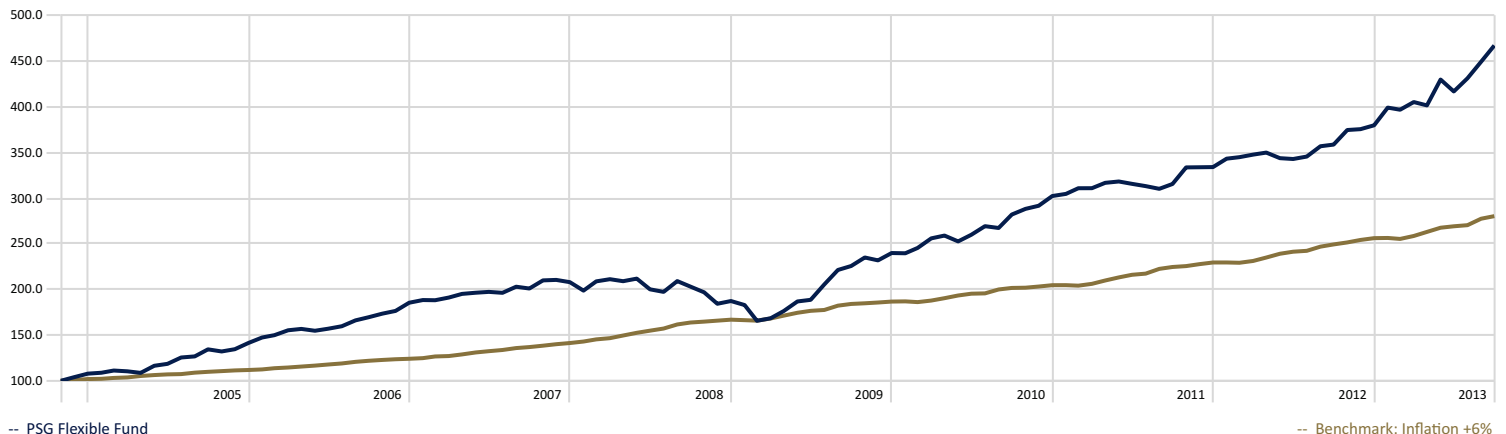
INVESTMENT OBJECTIVE

The portfolio aims to achieve superior medium to long term capital growth through exposure to selected sectors of the equity, bond and money markets.

INVESTMENT POLICY

The PSG Flexible Fund is a managed flexible portfolio and will seek to follow an investment policy which will aim to achieve superior medium to long-term capital growth through exposure to selected sectors of the equity market, and/or the gilt market and/or money market. The asset allocation will be actively managed and will continually reflect the portfolio manager's view of the relative attractiveness of the equity, gilt and money markets, both locally and abroad. The selected sectors of the equity portion of the portfolio will change from time to time in accordance with changing market conditions and economic trends.

HOW THE FUND HAS PERFORMED SINCE 1 November 2004



Collective Investment Schemes in Securities (CIS) are generally medium to long-term investments. The value of participatory interests (units) may go down as well as up and past performance is not a guide to the future. CIS are traded at ruling prices and can engage in borrowing and script lending. Fluctuations or movements in the exchange rates may cause the value of underlying international investments to go up or down. A schedule of fees and charges and maximum commissions is available on request from PSG Collective Investments Limited. Commission and incentives may be paid and if so, are included in the overall costs. Forward pricing is used. The portfolios may be capped at any time in order for them to be managed in accordance with their mandate.

Different classes of Participatory Interest can apply to these portfolios and are subject to different fees and charges. Figures quoted are from Source: 2013 Morningstar Inc. All rights reserved as at end of September 2013, for a lump sum using NAV-NAV prices net of fees, includes income and assumes reinvestment of income. PSG Collective Investments Limited is a member of the Association of Savings and Investments South Africa (ASISA).

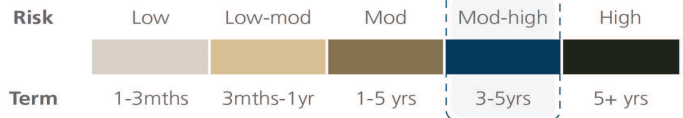
Conflict of Interest Disclosure

The Fund may from time to time invest in a portfolio managed by a related party. PSG Collective Investments Limited or the Fund Manager may negotiate a discount in fees charged by the underlying portfolio. All discounts negotiated are re-invested in the Fund for the benefit of the investor. Neither PSG Collective Investments Limited nor the Fund Manager retains any portion of such discount for their own accounts. PSG Asset Management (Pty) Ltd (FSP no 29524) and PSG Collective Investments Limited are subsidiaries of PSG Group Limited. The Fund Manager may use the brokerage services of a related party, PSG Online Solutions (Pty) Ltd.

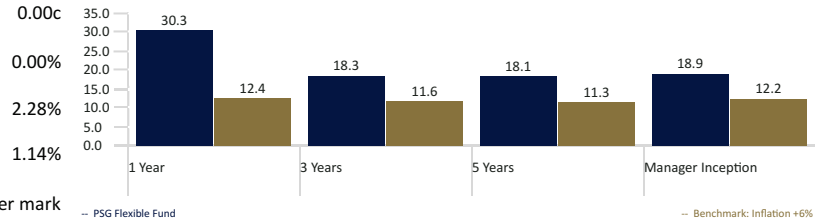
WHO SHOULD INVEST?

Investors who:
 Seek exposure to the equity market but with managed risk levels
 Aim to build wealth
 Focus on a medium to long-term investment horizon

RISK CLASSIFICATION



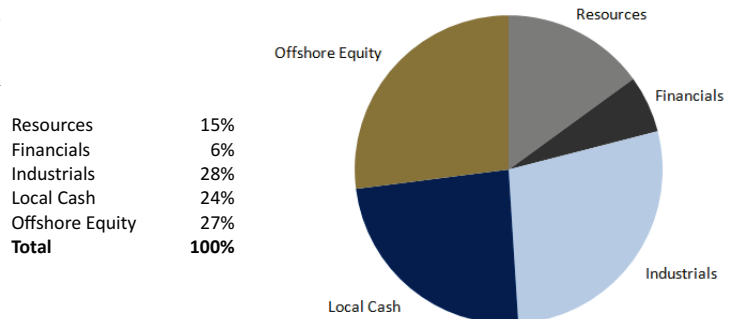
ANNUALISED PERFORMANCE % (after fees)



TOP 10 EQUITY HOLDINGS

- Steinhoff International Holdings Limited
- Anglo American Plc
- Berkshire Hathaway Inc
- Sasol Limited
- Tesco Plc
- EOH Holdings Limited
- Super Group Limited
- Capitec Bank Holdings Limited
- ING Groep NV
- Eqstra Holdings Limited

ASSET ALLOCATION



FUND FACTS

Sector	South African - Multi Asset - High Equity
Benchmark	Inflation +5%
Regulation 28 compliant	Yes
Manager	Paul Bosman and Jan Mouton
Fund Launch Date	1 June 1999
Fund Size	R 2 202 010 626
Month end NAV Price	5289.26
Minimum Investment	R2000 lump sum or R250 monthly debit order
Distribution Frequency	February, August
Latest Distribution (cpu) 31 Aug 13	46.44c
Max Initial Fee (incl. VAT) Fund Manager	0.00%
Max Initial Fee (incl. VAT) Advisor	2.28%
Annual Management Fee % (incl. VAT)	1.71%
Total Expense Ratio (incl. VAT)	1.75%

The PSG Balanced Fund has a Total Expense Ratio (TER) as listed above. For the period from 1 July 2012 to 30 June 2013 on an annualised basis, the above percentages of the average Net Asset Value of the portfolio was incurred as charges, levies and fees. A Higher TER ratio does not necessarily imply a poor return, nor does a low TER imply a good return. The current TER cannot be regarded as an indication of future TERs.

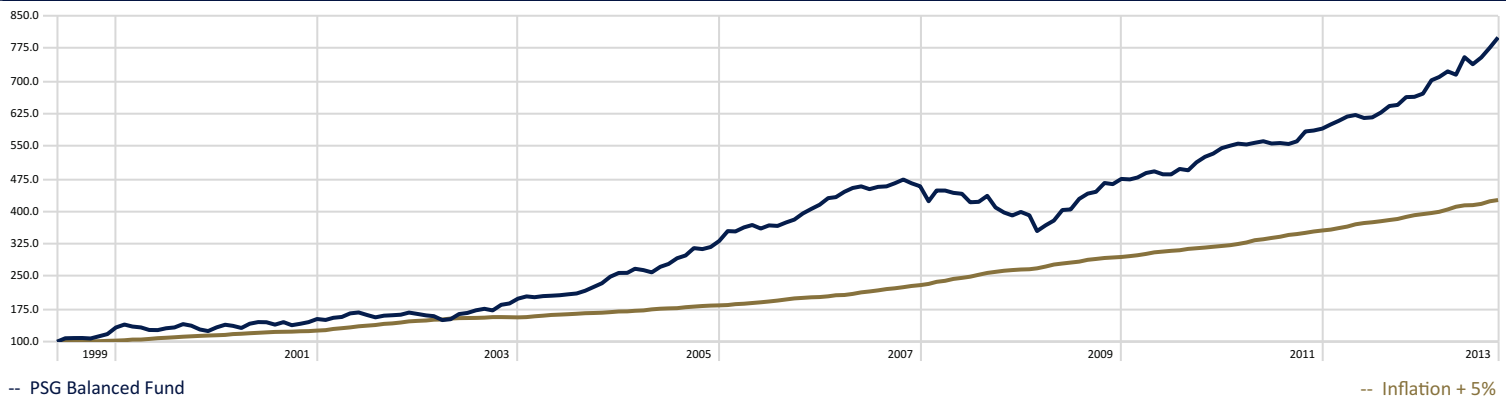
INVESTMENT OBJECTIVE

The primary objective of the fund is long term growth of capital and a reasonable level of income for investors

INVESTMENT POLICY

The PSG Balanced Fund will be a specialised portfolio, having the primary objective of long term growth of capital and a reasonable level of income for investors. The manager shall seek to achieve this objective through active management of a portfolio of assets which comprise a mix of securities, non-equity securities and assets in liquid form. The asset allocation will be actively managed and will continually reflect the portfolio manager's view of the relative attractiveness of the equity, gilt and money markets, both locally and abroad. The selected sectors within the equity portion of the portfolio will change from time to time in accordance with changing market conditions and economic trends.

HOW THE FUND HAS PERFORMED SINCE 2 June 1999



Collective Investment Schemes in Securities (CIS) are generally medium to long-term investments. The value of participatory interests (units) may go down as well as up and past performance is not a guide to the future. CIS are traded at ruling prices and can engage in borrowing and script lending. Fluctuations or movements in the exchange rates may cause the value of underlying international investments to go up or down. A schedule of fees and charges and maximum commissions is available on request from PSG Collective Investments Limited. Commission and incentives may be paid and if so, are included in the overall costs. Forward pricing is used. The portfolios may be capped at any time in order for them to be managed in accordance with their mandate.

Different classes of Participatory Interest can apply to these portfolios and are subject to different fees and charges. Figures quoted are from Source: 2013 Morningstar Inc. All rights reserved as at end of September 2013, for a lump sum using NAV-NAV prices net of fees, includes income and assumes reinvestment of income. PSG Collective Investments Limited is a member of the Association of Savings and Investments South Africa (ASISA).

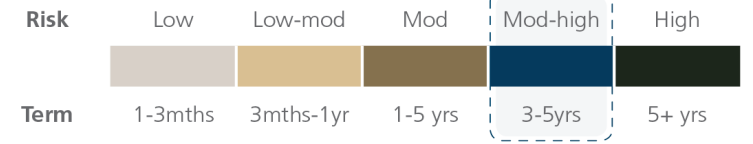
Conflict of Interest Disclosure

The Fund may from time to time invest in a portfolio managed by a related party. PSG Collective Investments Limited or the Fund Manager may negotiate a discount in fees charged by the underlying portfolio. All discounts negotiated are re-invested in the Fund for the benefit of the investor. Neither PSG Collective Investments Limited nor the Fund Manager retains any portion of such discount for their own accounts. PSG Asset Management (Pty) Ltd (FSP no 29524) and PSG Collective Investments Limited are subsidiaries of PSG Group Limited. The Fund Manager may use the brokerage services of a related party, PSG Online Solutions (Pty) Ltd.

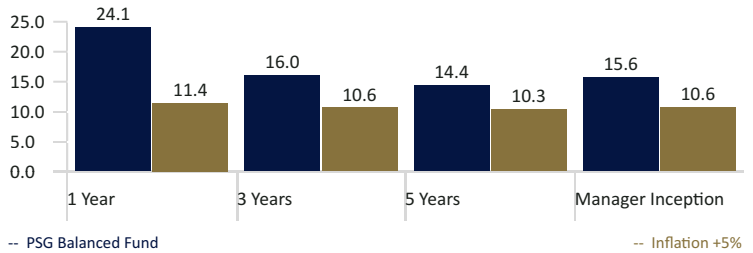
WHO SHOULD INVEST?

Investors who:
Would prefer the fund manager to make the asset allocation decisions
Aim to build wealth within a moderate risk investment

RISK CLASSIFICATION



ANNUALISED PERFORMANCE % (after fees)

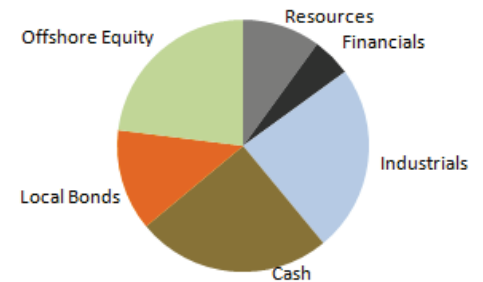


TOP 10 EQUITY HOLDINGS

- Steinhoff International Holdings Ltd
- Anglo American Plc
- Super Group Limited
- Berkshire Hathaway Inc
- Tesco Plc
- Sasol Limited
- EOH Holdings Limited
- Capitec Bank Holdings Limited
- Adcorp Holdings Limited
- Microsoft Corp

ASSET ALLOCATION

Resources	10%
Financials	5%
Industrials	24%
Cash	25%
Local Bonds	13%
Offshore Equity	23%
Total	100%



FUND FACTS

Sector	South African - Multi Asset - Low Equity
Benchmark	Inflation +3%
Regulation 28 compliant	Yes
Manager	Paul Bosman and Ian Scott
Fund Launch Date	1 September 2011
Fund Size	R982 417 217
Month end NAV Price	123.48
Minimum Investment	R2000 lump sum or R250 monthly debit order
Distribution Frequency	February, August
Latest Distribution (cpu) 31 Aug 13	1.41c
Max Initial fee (incl. VAT) Fund Manager	0.00%
Max Initial Fee (incl. VAT) Advisor	2.28%
Annual Management Fee (incl. VAT)	1.14%
Performance Fee (incl. VAT)	7.98% above high water mark
Total Expense Ratio (incl. VAT)	2.48%

The PSG Stable Fund has a Total Expense Ratio (TER) as listed above. For the period from 1 July 2012 to 30 June 2013 on an annualised basis, the above percentages of the average Net Asset Value of the portfolio was incurred as charges, levies and fees. A Higher TER ratio does not necessarily imply a poor return, nor does a low TER imply a good return. The current TER cannot be regarded as an indication of future TERs. Inclusive in the TER of 2.48% is a performance fee of 1.03% of the Net Asset Value of the participatory interest of the portfolio.

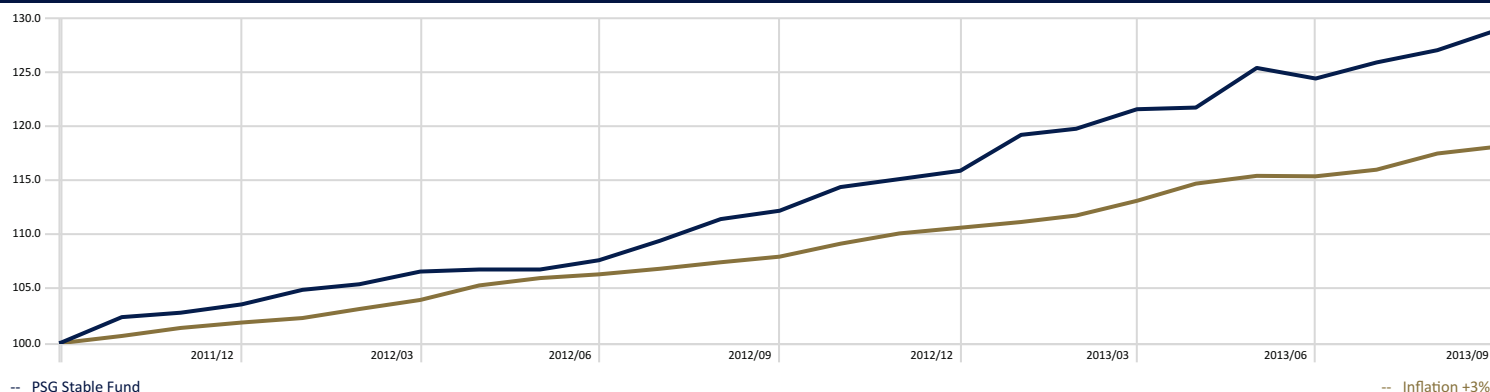
INVESTMENT OBJECTIVE

The fund will seek to generate a performance return of CPI + 3% over a rolling three year period, after costs, while aiming to achieve capital appreciation with low volatility and a low correlation to equity markets through all market cycles.

INVESTMENT POLICY

In order to achieve this investment objective the securities normally to be included in the portfolio will primarily consist of a mix of debt securities, money market instruments, bonds, inflation-linked securities, listed equities, listed property, preference shares, and other high yielding securities as allowed by the Act and approved by the Registrar from time to time. This portfolio may include financial instruments such as derivatives, within the limitations prescribed by the Regulations in order to achieve its investment objectives. The portfolio may be invested in equity securities to a maximum of 40% of the portfolio. The portfolio will comply with regulations controlling retirement funds or such other applicable legislation as may be determined for retirement funds.

HOW THE FUND HAS PERFORMED SINCE 1 September 2011



Collective Investment Schemes in Securities (CIS) are generally medium to long-term investments. The value of participatory interests (units) may go down as well as up and past performance is not a guide to the future. CIS are traded at ruling prices and can engage in borrowing and script lending. Fluctuations or movements in the exchange rates may cause the value of underlying international investments to go up or down. A schedule of fees and charges and maximum commissions is available on request from PSG Collective Investments Limited. Commission and incentives may be paid and if so, are included in the overall costs. Forward pricing is used. The portfolios may be capped at any time in order for them to be managed in accordance with their mandate.

Different classes of Participatory Interest can apply to these portfolios and are subject to different fees and charges. Figures quoted are from Source: 2013 Morningstar Inc. All rights reserved as at end of September 2013, for a lump sum using NAV-NAV prices net of fees, includes income and assumes reinvestment of income. PSG Collective Investments Limited is a member of the Association of Savings and Investments South Africa (ASISA).

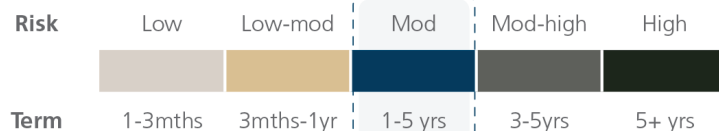
Conflict of Interest Disclosure

The Fund may from time to time invest in a portfolio managed by a related party. PSG Collective Investments Limited or the Fund Manager may negotiate a discount in fees charged by the underlying portfolio. All discounts negotiated are re-invested in the Fund for the benefit of the investor. Neither PSG Collective Investments Limited nor the Fund Manager retains any portion of such discount for their own accounts. PSG Asset Management (Pty) Ltd (FSP no 29524) and PSG Collective Investments Limited are subsidiaries of PSG Group Limited. The Fund Manager may use the brokerage services of a related party, PSG Online Solutions (Pty) Ltd.

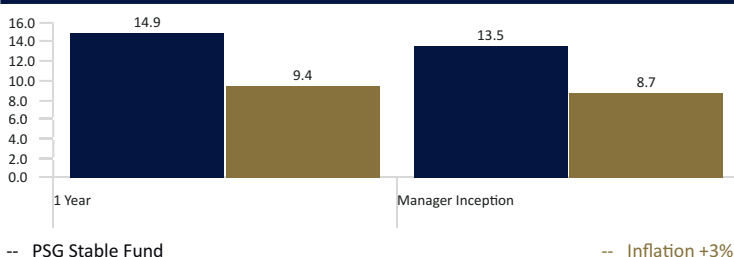
WHO SHOULD INVEST?

Investors who:
Have a low risk appetite but require capital growth in real terms
Focus on a short to medium-term investment horizon

RISK CLASSIFICATION



ANNUALISED PERFORMANCE % (after fees)

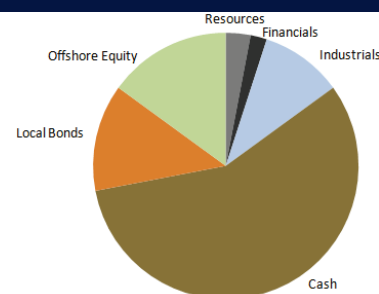


TOP 10 EQUITY HOLDINGS

- Steinhoff International Holdings Limited
- Berkshire Hathaway Inc
- Tesco Plc
- Target Corp
- Microsoft Corp
- Anglo American Plc
- Super Group Limited
- Capitec Bank Holdings Limited
- Adcorp Holdings Limited
- Sasol Limited

ASSET ALLOCATION

Resources	3%
Financials	2%
Industrials	10%
Total Cash	57%
Local Bonds	13%
Offshore Equity	15%
Total	100%



FUND FACTS

Sector	South African Multi Asset - Income
Benchmark	Alexander Forbes Short Term Fixed Interest (STEFI) Index
Regulation 28 compliant	Yes
Manager	Ian Scott and Paul Bosman
Fund Launch Date	7 April 2006
Fund Size	R188 900 952
Month end NAV Price	115.61
Minimum Investment	R2000 lump sum or R250 monthly debit order
Distribution Frequency	February, May, August, November
Latest Distribution (cpu) 31 Aug 13	1.20c
Max Initial Fee (incl. VAT) Fund Manager	0.00%
Max Initial Fee (incl. VAT) Advisor	0.57%
Annual Management Fee (incl. VAT)	1.14%
Total Expense Ratio (incl. VAT)	1.24%

The PSG Optimal Income Fund has a Total Expense Ratio (TER) as listed above. For the period from 1 July 2012 to 30 June 2013 on an annualised basis, the above percentages of the average Net Asset Value of the portfolio was incurred as charges, levies and fees. A Higher TER ratio does not necessarily imply a poor return, nor does a low TER imply a good return. The current TER cannot be regarded as an indication of future TER's.

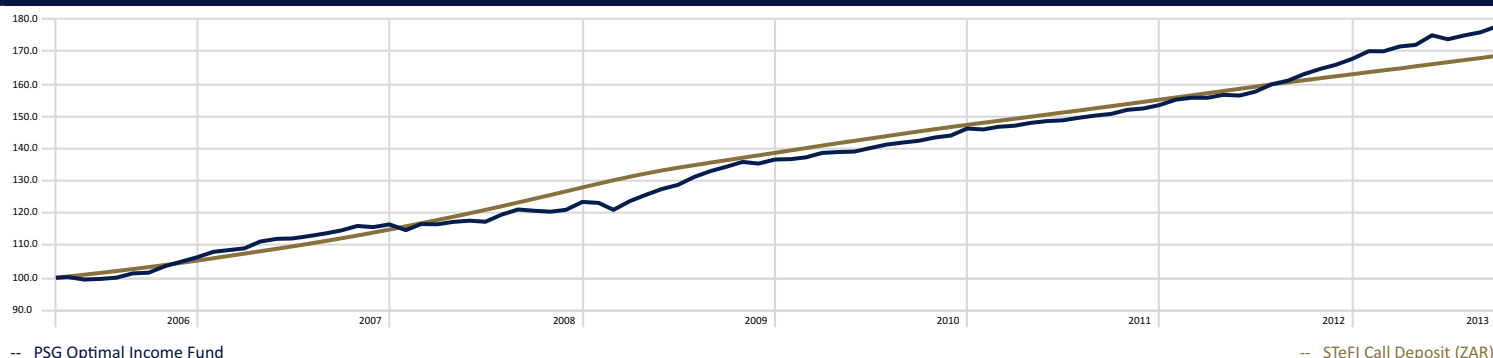
INVESTMENT OBJECTIVE

The portfolio aims to seek to preserve capital and to maximize income returns for investors. The fund conforms to legislation governing retirement funds

INVESTMENT POLICY

The PSG Optimal Income Fund is a specialist portfolio. The portfolio comprises a mix of high yielding equity securities, property, bonds, preference shares and assets in liquid form, both locally and abroad, thereby generating both tax free and taxable income, whilst preserving capital.

HOW THE FUND HAS PERFORMED SINCE 7 April 2006



Collective Investment Schemes in Securities (CIS) are generally medium to long-term investments. The value of participatory interests (units) may go down as well as up and past performance is not a guide to the future. CIS are traded at ruling prices and can engage in borrowing and script lending. Fluctuations or movements in the exchange rates may cause the value of underlying international investments to go up or down. A schedule of fees and charges and maximum commissions is available on request from PSG Collective Investments Limited. Commission and incentives may be paid and if so, are included in the overall costs. Forward pricing is used. The portfolios may be capped at any time in order for them to be managed in accordance with their mandate.

Different classes of Participatory Interest can apply to these portfolios and are subject to different fees and charges. Figures quoted are from Source: 2013 Morningstar Inc. All rights reserved as at end of September 2013, for a lump sum using NAV-NAV prices net of fees, includes income and assumes reinvestment of income. PSG Collective Investments Limited is a member of the Association of Savings and Investments South Africa (ASISA).

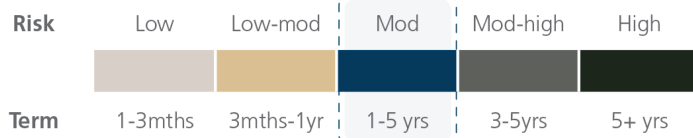
Conflict of Interest Disclosure

The Fund may from time to time invest in a portfolio managed by a related party. PSG Collective Investments Limited or the Fund Manager may negotiate a discount in fees charged by the underlying portfolio. All discounts negotiated are re-invested in the Fund for the benefit of the investor. Neither PSG Collective Investments Limited nor the Fund Manager retains any portion of such discount for their own accounts. PSG Asset Management (Pty) Ltd (FSP no 29524) and PSG Collective Investments Limited are subsidiaries of PSG Group Limited. The Fund Manager may use the brokerage services of a related party, PSG Online Solutions (Pty) Ltd.

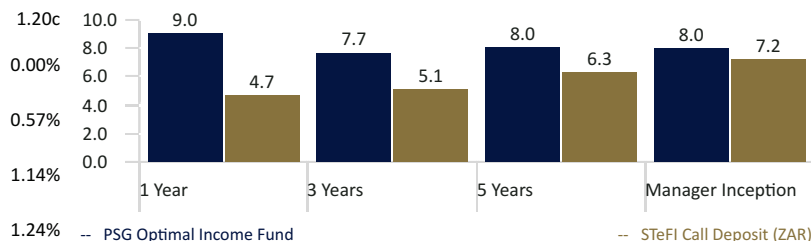
WHO SHOULD INVEST?

Investors who:
 Have a low risk appetite with an income requirement
 Want to earn an income, but need to try and beat inflation
 Focus on a short to medium-term investment horizon

RISK CLASSIFICATION



ANNUALISED PERFORMANCE % (after fees)



TOP 5 LOCAL EQUITY HOLDINGS

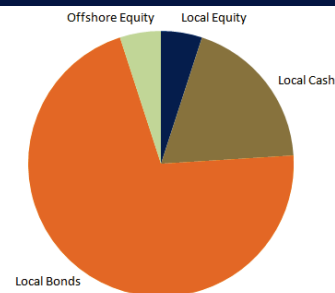
- Steinhoff International Holdings Limited
- Super Group Limited
- Berkshire Hathaway Inc
- Capitec Bank Holdings Limited
- Heineken Holding NV

TOP 5 BOND HOLDINGS

- Transnet Soc Limited
- Capitec Bank
- Bidvestco Limited
- Toyota Financial Services (South Africa)
- Firststrand Bank Limited

ASSET ALLOCATION

Local Equity	5%
Local Cash	19%
Local Bonds	71%
Offshore Equity	5%
Total	100%



FUND FACTS

Sector	South African - Interest Bearing - Short Term
Benchmark	Alexander Forbes Money Market Index
Regulation 28 compliant	Yes
Manager	Ian Scott and Heinrich Dietzsch
Fund Launch Date	1 September 2011
Fund Size	R107 375 596
Month end NAV Price	101.66
Minimum Investment	R2000 lump sum or R250 monthly debit order
Distribution Frequency	February, May, August and November
Latest Distribution (cpu) 31 Aug 13	1.10c
Max Initial Fee (incl. VAT) Fund Manager	0.00%
Max Initial Fee (incl. VAT) Advisor	0.57%
Annual Management Fee (incl. VAT)	1.14%
Total Expense Ratio (incl. VAT)	1.35%

The PSG Income Fund has a Total Expense Ratio (TER) as listed above. For the period from 1 October 2012 to 30 September 2013 on an annualised basis, the above percentages of the average Net Asset Value of the portfolio was incurred as charges, levies and fees. A Higher TER ratio does not necessarily imply a poor return, nor does a low TER imply a good return. The current TER cannot be regarded as an indication of future TER's.

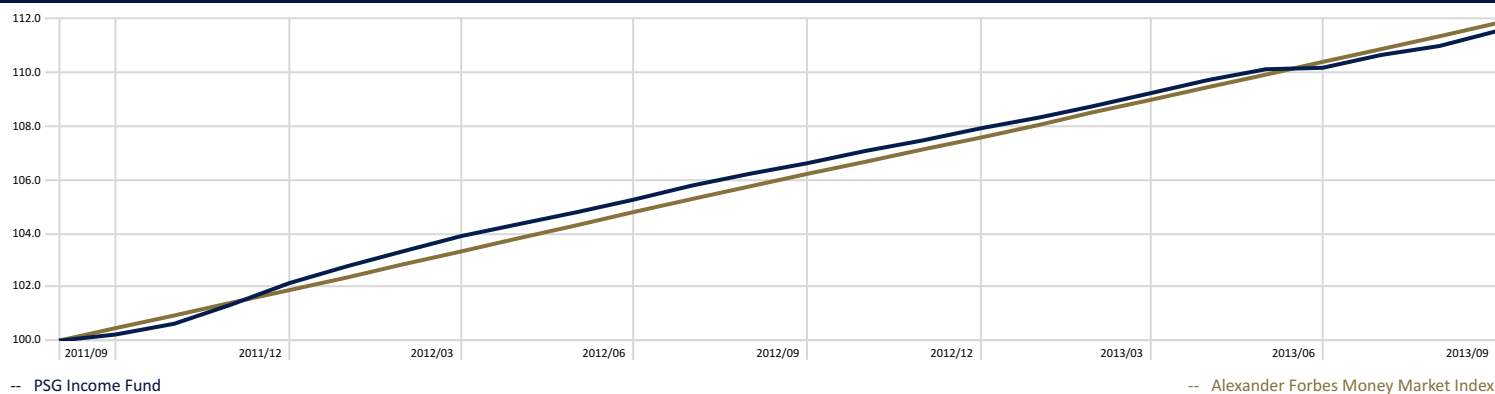
INVESTMENT OBJECTIVE

The investment objective of the fund is to maximise income while achieving long term capital appreciation as interest rate cycles allow.

INVESTMENT POLICY

In order to achieve its investment objective, the portfolio will be permitted to invest in assets in liquid form, a diversified range of fixed-interest securities, including but not limited to loan stock, debentures, debenture stock, bonds, unsecured notes, whether they have inherent option rights or are convertible, as well as any other non-equity securities which may be approved by the Registrar from time to time and which are consistent with the investment policy of the portfolio, to the maximum levels permitted by the Act and the Regulations thereto, as amended from time to time. The portfolio will comply with regulations governing retirement funding.

HOW THE FUND HAS PERFORMED SINCE 1 September 2011



-- PSG Income Fund

-- Alexander Forbes Money Market Index

Collective Investment Schemes in Securities (CIS) are generally medium to long-term investments. The value of participatory interests (units) may go down as well as up and past performance is not a guide to the future. CIS are traded at ruling prices and can engage in borrowing and script lending. Fluctuations or movements in the exchange rates may cause the value of underlying international investments to go up or down. A schedule of fees and charges and maximum commissions is available on request from PSG Collective Investments Limited. Commission and incentives may be paid and if so, are included in the overall costs. Forward pricing is used. The portfolios may be capped at any time in order for them to be managed in accordance with their mandate.

Different classes of Participatory Interest can apply to these portfolios and are subject to different fees and charges. Figures quoted are from Source: 2013 Morningstar Inc. All rights reserved as at end of September 2013, for a lump sum using NAV-NAV prices net of fees, includes income and assumes reinvestment of income. PSG Collective Investments Limited is a member of the Association of Savings and Investments South Africa (ASISA).

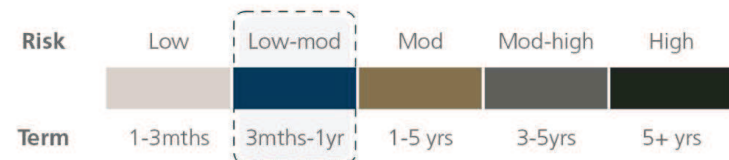
Conflict of Interest Disclosure

The Fund may from time to time invest in a portfolio managed by a related party. PSG Collective Investments Limited or the Fund Manager may negotiate a discount in fees charged by the underlying portfolio. All discounts negotiated are re-invested in the Fund for the benefit of the investor. Neither PSG Collective Investments Limited nor the Fund Manager retains any portion of such discount for their own accounts. PSG Asset Management (Pty) Ltd (FSP no 29524) and PSG Collective Investments Limited are subsidiaries of PSG Group Limited. The Fund Manager may use the brokerage services of a related party, PSG Online Solutions (Pty) Ltd.

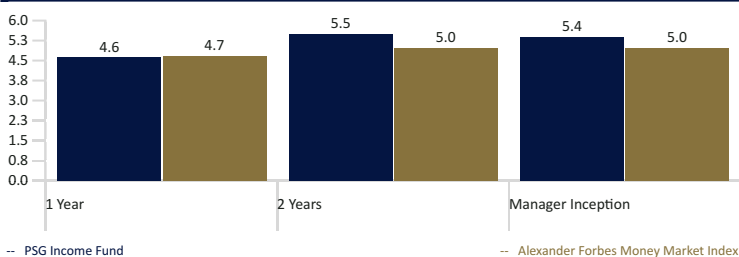
WHO SHOULD INVEST?

Investors who:
Have a low risk appetite and with an income requirement
Focus on a short to medium-term investment horizon

RISK CLASSIFICATION



ANNUAL PERFORMANCE % (after fees)

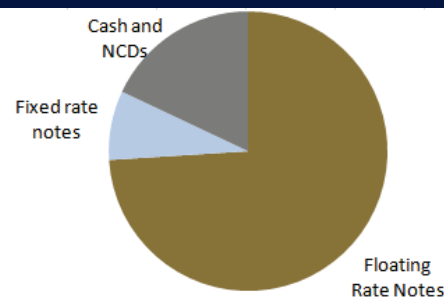


TOP 10 BOND ISSUER EXPOSURES

1. Nedbank Limited
2. Capitec Bank
3. Transnet Soc Limited
4. Firststrand Bank Limited
5. Toyota Financial Services
6. Eqstra Corporation
7. Barloworld Limited
8. Absa Bank Limited
9. Sappi Southern Africa
10. Landbank

ASSET ALLOCATION

Fixed Rate Notes	8%
Floating Rate Notes	74%
Cash and NCDs	18%
Total	100%



FUND FACTS

Sector	South African - Interest Bearing - Money Market
Benchmark	South African - Interest Bearing - Money Market Mean
Regulation 28 compliant	Yes
Manager	Heinrich Dietsch
Launch Date	19 October 1998
Fund Size	R2 611 817 864
Minimum Investment	R25000 lump sum
Distribution Frequency	Daily
Latest Distribution (cpu) 30 Sept 13	0.40505c
Max Initial Fee (incl. VAT) Fund Manager	
Max Initial Fee (incl. VAT) Advisor	
Annual Management Fee (incl. VAT)	
Total Expense Ratio (incl. VAT)	0.59%

The PSG Money Market Fund has a Total Expense Ratio (TER) as listed above. For the period from 1 October 2012 to 30 September 2013 on an annualised basis, the above percentages of the average Net Asset Value of the portfolio was incurred as charges, levies and fees. A Higher TER ratio does not necessarily imply a poor return, nor does a low TER imply a good return. The current TER cannot be regarded as an indication of future TER's.

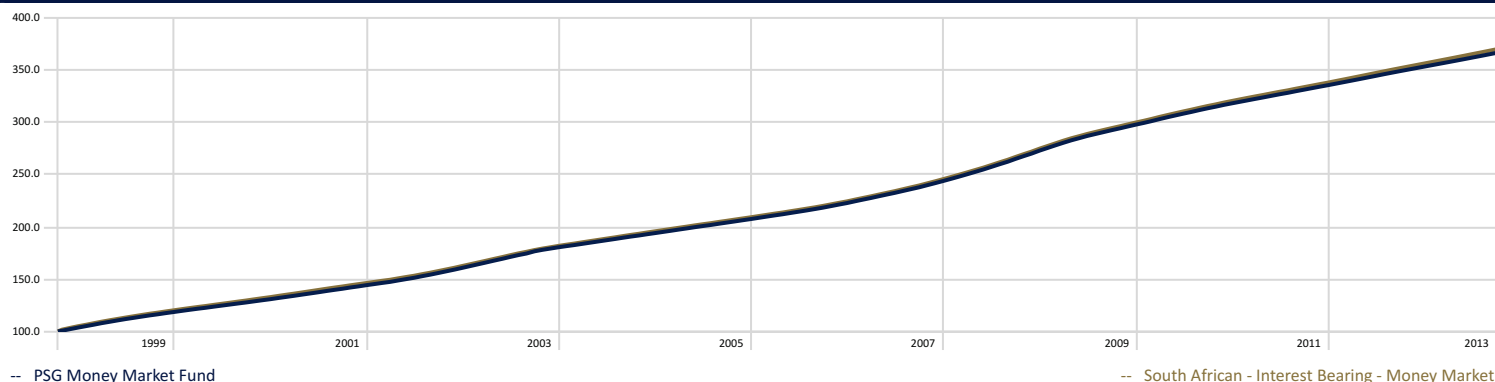
INVESTMENT OBJECTIVE

The fund aims to provide capital security, a steady income yield and high liquidity.

INVESTMENT POLICY

The investment objective of the portfolio is to provide a medium whereby investors can obtain undivided participation in a diversified portfolio of such money market instruments as defined from time to time. The primary performance objective of the portfolio is to obtain as high a level of current income as is consistent with capital preservation and liquidity. Capital gains will be of an incidental nature. The portfolio will comply with legislation governing retirement funding.

HOW THE FUND HAS PERFORMED SINCE 19 October 1998



A constant price will be maintained. Past performance is not necessarily a guide to future performance. CIS can engage in borrowing and script lending. A schedule of fees and charges and maximum commissions is available on request from PSG Collective Investments Limited. Commission and incentives may be paid and if so, are included in the overall costs. Forward pricing is used.

The portfolios may be capped at any time in order for them to be managed in accordance with their mandate. Different classes of Participatory Interest can apply to these portfolios and are subject to different fees and charges.

Figures quoted are from Source: 2013 Morningstar Inc. All Rights Reserved as at end of September 2013, for a lump sum using NAV-NAV prices net of fees, includes income and assumes reinvestment of income distributions.

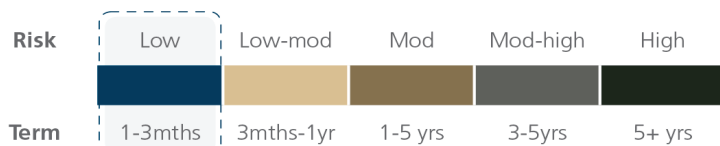
PSG Collective Investments Limited is a member of the Association of Savings and Investments South Africa (ASISA).

Conflict of Interest Disclosure: PSG Asset Management (Pty) Ltd (FSP no 29524) and PSG Collective Investments Limited are subsidiaries of PSG Group Limited.

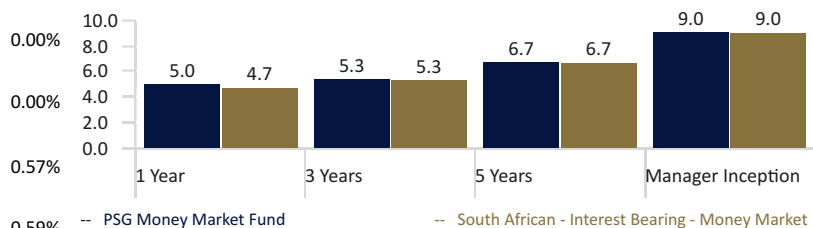
WHO SHOULD INVEST?

Investors who:
 Seek capital stability, interest income and high liquidity through a low-risk investment
 Need an interim investment vehicle or 'parking bay' for surplus funds
 Focus on a short- to medium-term investment horizon

RISK CLASSIFICATION



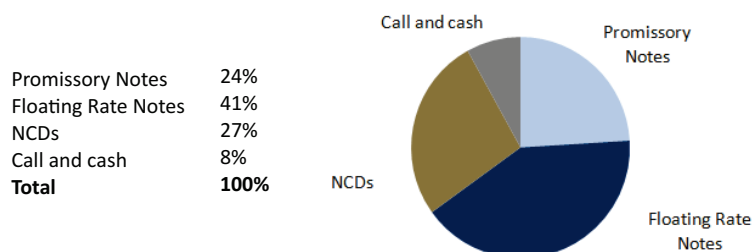
ANNUALISED PERFORMANCE % (AFTER FEES)



TOP 10 HOLDINGS

- Nedbank
- FirstRand Bank
- Standard Bank
- ABSA Bank
- Investec Bank
- Steinhoff International
- Eqstra Corp
- Landbank
- MTN
- Capitec Bank

ASSET ALLOCATION



FUND FACTS

Sector	Global - Equity - General
Benchmark	MSCI World Free GR (in ZAR)
Regulation 28 compliant	No
Manager	Henno Vermaak and Gregory Hopkins
Fund Launch Date	3 May 2011
Fund Size	R 55 400 296
Month end NAV Price	148.74
Minimum Investment	R2000 lump sum
Distribution Frequency	February
Latest Distribution (cpu) 28 Feb 13	
Max. Initial Fee (incl. VAT) Fund Manager	
Max. Initial Fee (incl. VAT) Advisor	
Annual Management Fee (incl. VAT)	
Total Expense Ratio (incl. VAT)	2.03%

The PSG Global Equity Feeder Fund has a Total Expense Ratio (TER) as listed above. For the period from 1 July 2012 to 30 June 2013 on an annualised basis, the above percentages of the average Net Asset Value of the portfolio was incurred as charges, levies and fees. A Higher TER ratio does not necessarily imply a poor return, nor does a low TER imply a good return.

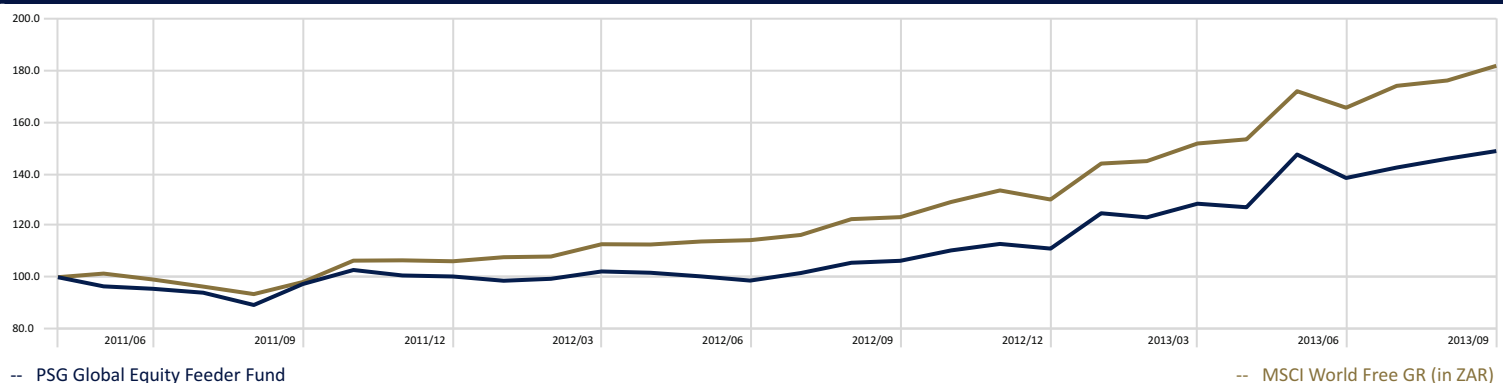
INVESTMENT OBJECTIVE

The fund aims to outperform the average of the world's equity markets, as represented by the MSCI World Free GR (in ZAR) (the "Benchmark").

INVESTMENT POLICY

The PSG Global Equity Feeder Fund is a Rand denominated Equity Feeder Fund, feeding solely into the PSG Global Equity Fund (USD), a protected cell under the PSG Mutual Fund PCC Limited, approved for distribution in the Republic of South Africa. The portfolio's investment strategy will attempt to reduce the comparative risk of loss over an investment period of 4 or more years. The portfolio aims to achieve capital growth over the long term, with the generation of income not being a main objective of the portfolio.

HOW THE FUND HAS PERFORMED SINCE 3 May 2011



Collective Investment Schemes in Securities (CIS) are generally medium to long-term investments. The value of participatory interests (units) may go down as well as up and past performance is not a guide to the future. CIS are traded at ruling prices and can engage in borrowing and script lending. A feeder fund is a portfolio that, apart from assets in liquid form, consists solely of participatory interests in a single portfolio of a collective investment scheme. Fluctuations or movements in the exchange rates may cause the value of underlying international investments to go up or down. A schedule of fees and charges and maximum commissions is available on request from PSG Collective Investments Limited. Commission and incentives may be paid and if so, are included in the overall costs. Forward pricing is used. The portfolios may be capped at any time in order for them to be managed in accordance with their mandate.

Different classes of Participatory Interest can apply to these portfolios and are subject to different fees and charges. Figures quoted are from Source: 2013 Morningstar Inc. All rights reserved as at end of September 2013, for a lump sum using NAV-NAV prices net of fees, includes income and assumes reinvestment of income. PSG Collective Investments Limited is a member of the Association of Savings and Investments South Africa (ASISA).

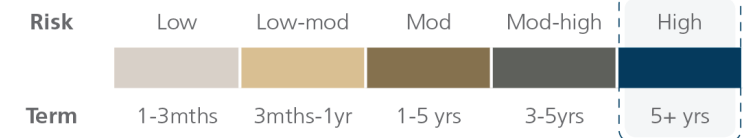
Conflict of Interest Disclosure

The Fund may from time to time invest in a portfolio managed by a related party. PSG Collective Investments Limited or the Fund Manager may negotiate a discount in fees charged by the underlying portfolio. All discounts negotiated are re-invested in the Fund for the benefit of the investor. Neither PSG Collective Investments Limited nor the Fund Manager retains any portion of such discount for their own accounts. PSG Asset Management (Pty) Ltd (FSP no 29524) and PSG Collective Investments Limited are subsidiaries of PSG Group Limited. The Fund Manager may use the brokerage services of a related party, PSG Online Solutions (Pty) Ltd.

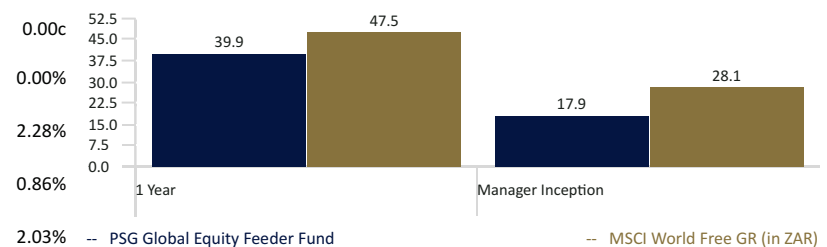
WHO SHOULD INVEST?

Investors who:
 Seek an equity-focused portfolio that has outstanding growth potential
 Aim to maximize potential returns within an acceptable risk profile
 Focus on a long-term investment horizon

RISK CLASSIFICATION



ANNUALISED PERFORMANCE % (after fees)



TOP 10 EQUITY HOLDINGS

1. Berkshire Hathaway Inc
2. Microsoft Corp
3. Tesco Plc
4. Steinhoff International Holdings Ltd
5. Anglo American Plc
6. International Business Machine Corp
7. Alstom
8. Cisco Systems Inc
9. JP Morgan Chase & Co
10. Heineken Holding NV

FUND FACTS

Sector	Global - Multi Asset - Flexible
Benchmark (in ZAR)	US Inflation +6%
Regulation 28 compliant	No
Manager	Henno Vermaak and Jan Mouton
Fund Launch Date	10 April 2013
Fund Size	R 150 195 952
Month end NAV Price	118.94
Minimum Investment	R2000 lump sum
Distribution Frequency	February
Latest Distribution (cpu)	N/A
Max. Initial Fee (incl. VAT) Fund Manager	0.00%
Max. Initial Fee (incl. VAT) Advisor	2.28%
Annual Management Fee (incl. VAT)	0.86%
Total Expense Ratio (incl. VAT)	N/A

Total Expense Ratio (TER) for this class of participatory interest cannot be accurately determined due to the fund class being less than 12 months in existence. The TER of this class of participatory interest will be higher than the quoted service charge of the manager.

INVESTMENT OBJECTIVE

The fund aims to achieve superior medium to long term capital growth through exposure to selected sectors of the global equity market, bond market and money market.

INVESTMENT POLICY

The PSG Global Flexible Feeder Fund is a Rand denominated Feeder Fund, feeding solely into the PSG Global Flexible Fund (USD), a protected cell under the PSG Mutual Fund PCC Limited. The investment objective is to achieve superior medium to long term capital growth through exposure to selected sectors of the global equity market, bond market and money market.

HOW THE FUND HAS PERFORMED SINCE 10 April 2013

* Performance figures may only be published after 12 months

Collective Investment Schemes in Securities (CIS) are generally medium to long-term investments. The value of participatory interests (units) may go down as well as up and past performance is not a guide to the future. CIS are traded at ruling prices and can engage in borrowing and script lending. A feeder fund is a portfolio that, apart from assets in liquid form, consists solely of participatory interests in a single portfolio of a collective investment scheme. Fluctuations or movements in the exchange rates may cause the value of underlying international investments to go up or down. A schedule of fees and charges and maximum commissions is available on request from PSG Collective Investments Limited. Commission and incentives may be paid and if so, are included in the overall costs. Forward pricing is used. The portfolios may be capped at any time in order for them to be managed in accordance with their mandate.

Different classes of Participatory Interest can apply to these portfolios and are subject to different fees and charges. Figures quoted are from Source: 2013 Morningstar Inc. All rights reserved as at end of September 2013, for a lump sum using NAV-NAV prices net of fees, includes income and assumes reinvestment of income. PSG Collective Investments Limited is a member of the Association of Savings and Investments South Africa (ASISA).

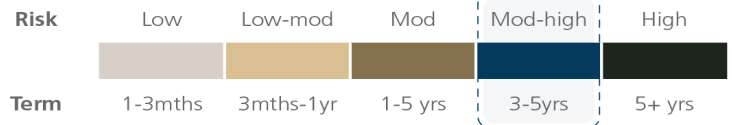
Conflict of Interest Disclosure

The Fund may from time to time invest in a portfolio managed by a related party. PSG Collective Investments Limited or the Fund Manager may negotiate a discount in fees charged by the underlying portfolio. All discounts negotiated are re-invested in the Fund for the benefit of the investor. Neither PSG Collective Investments Limited nor the Fund Manager retains any portion of such discount for their own accounts. PSG Asset Management (Pty) Ltd (FSP no 29524) and PSG Collective Investments Limited are subsidiaries of PSG Group Limited. The Fund Manager may use the brokerage services of a related party, PSG Online Solutions (Pty) Ltd.

WHO SHOULD INVEST?

Investors who:
 Want a managed solution in offshore markets
 Want to diversify their holdings across the world
 Focus on a medium to long-term investment horizon

RISK CLASSIFICATION



ANNUALISED PERFORMANCE % (after fees)

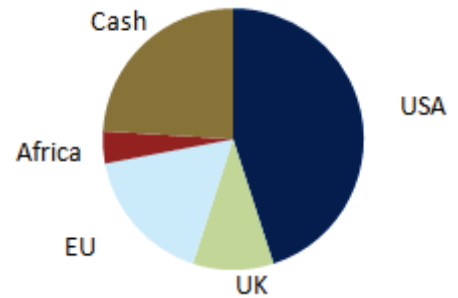
* Performance figures may only be published after 12 months

TOP 10 EQUITY HOLDINGS

1. Berkshire Hathaway Inc
2. Microsoft Corp
3. Tesco Plc
4. International Business Machines Corp
5. Steinhoff International Holdings Ltd
6. Cisco Systems Inc
7. Target Corp
8. JP Morgan Chase & Co
9. Walgreen Co
10. Capital One Fin Corp

ASSET ALLOCATION

United States	45%
Cash	24%
Europe	17%
United Kingdom	10%
Africa	4%
Total	100%



FUND FACTS

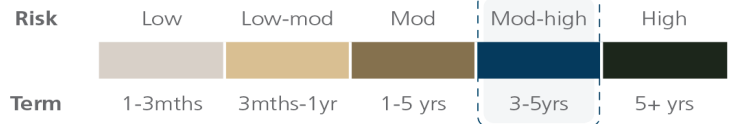
Sector	Global - Multi Asset - Flexible
Benchmark (in ZAR)	US Inflation +6%
Regulation 28 compliant	No
Manager	Henno Vermaak and Jan Mouton
Fund Launch Date	10 April 2013
Fund Size	R 150 195 952
Month end NAV Price	119.25
Minimum Investment	R2000 lump sum
Distribution Frequency	February
Lastest Dividend (cpu)	N/A
Max. Initial Fee (incl. VAT) Fund Manager	0.00%
Max. Initial Fee (incl. VAT) Advisor	2.28%
Annual Management Fee (incl. VAT)	0.29%
Total Expense Ratio (incl. VAT)	N/A

Total Expense Ratio (TER) for this class of participatory interest cannot be accurately determined due to the fund class being less than 12 months in existence. The TER of this class of participatory interest will be higher than the quoted service charge of the manager.

WHO SHOULD INVEST?

Investors who:
 Want a managed solution in offshore markets
 Want to diversify their holdings across the world
 Focus on a medium to long-term investment horizon

RISK CLASSIFICATION



ANNUALISED PERFORMANCE % (after fees)

* Performance figures may only be published after 12 months

INVESTMENT OBJECTIVE

The fund aims to achieve superior medium to long term capital growth through exposure to selected sectors of the global equity market, bond market and money market.

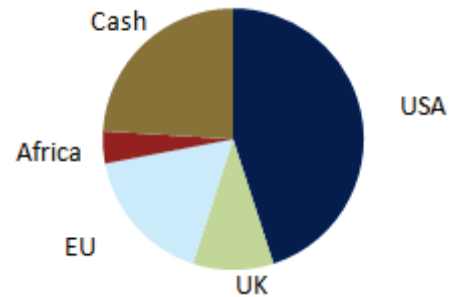
1. Berkshire Hathaway Inc
2. Microsoft Corp
3. Tesco Plc
4. International Business Machine Corp
5. Steinhoff International Holdings Ltd
6. Cisco Systems Inc
7. Target Corp
8. JP Morgan Chase & Co
9. Walgreen Co
10. Capital One Fin Corp

INVESTMENT POLICY

The PSG Global Flexible Feeder Fund is a Rand denominated Feeder Fund, feeding solely into the PSG Global Flexible Fund (USD), a protected cell under the PSG Mutual Fund PCC Limited. The investment objective is to achieve superior medium to long term capital growth through exposure to selected sectors of the global equity market, bond market and money market.

ASSET ALLOCATION

United States	45%
Cash	24%
Europe	17%
United Kingdom	10%
Africa	4%
Total	100%



HOW THE FUND HAS PERFORMED SINCE 10 April 2013

* Performance figures may only be published after 12 months

Collective Investment Schemes in Securities (CIS) are generally medium to long-term investments. The value of participatory interests (units) may go down as well as up and past performance is not a guide to the future. CIS are traded at ruling prices and can engage in borrowing and script lending. A feeder fund is a portfolio that, apart from assets in liquid form, consists solely of participatory interests in a single portfolio of a collective investment scheme. Fluctuations or movements in the exchange rates may cause the value of underlying international investments to go up or down. A schedule of fees and charges and maximum commissions is available on request from PSG Collective Investments Limited. Commission and incentives may be paid and if so, are included in the overall costs. Forward pricing is used. The portfolios may be capped at any time in order for them to be managed in accordance with their mandate.

Different classes of Participatory Interest can apply to these portfolios and are subject to different fees and charges. Figures quoted are from Source: 2013 Morningstar Inc. All rights reserved as at end of September 2013, for a lump sum using NAV-NAV prices net of fees, includes income and assumes reinvestment of income. PSG Collective Investments Limited is a member of the Association of Savings and Investments South Africa (ASISA).

Conflict of Interest Disclosure

The Fund may from time to time invest in a portfolio managed by a related party. PSG Collective Investments Limited or the Fund Manager may negotiate a discount in fees charged by the underlying portfolio. All discounts negotiated are re-invested in the Fund for the benefit of the investor. Neither PSG Collective Investments Limited nor the Fund Manager retains any portion of such discount for their own accounts. PSG Asset Management (Pty) Ltd (ESP no 29524) and PSG Collective Investments Limited are subsidiaries of PSG Group Limited. The Fund Manager may use the brokerage services of a related party, PSG Online Solutions (Pty) Ltd.