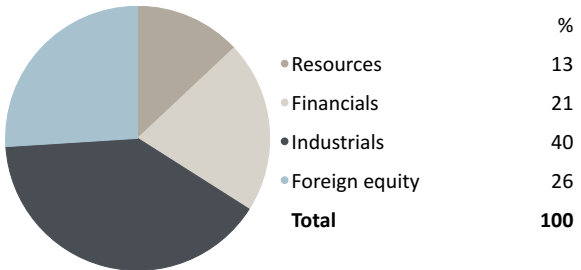
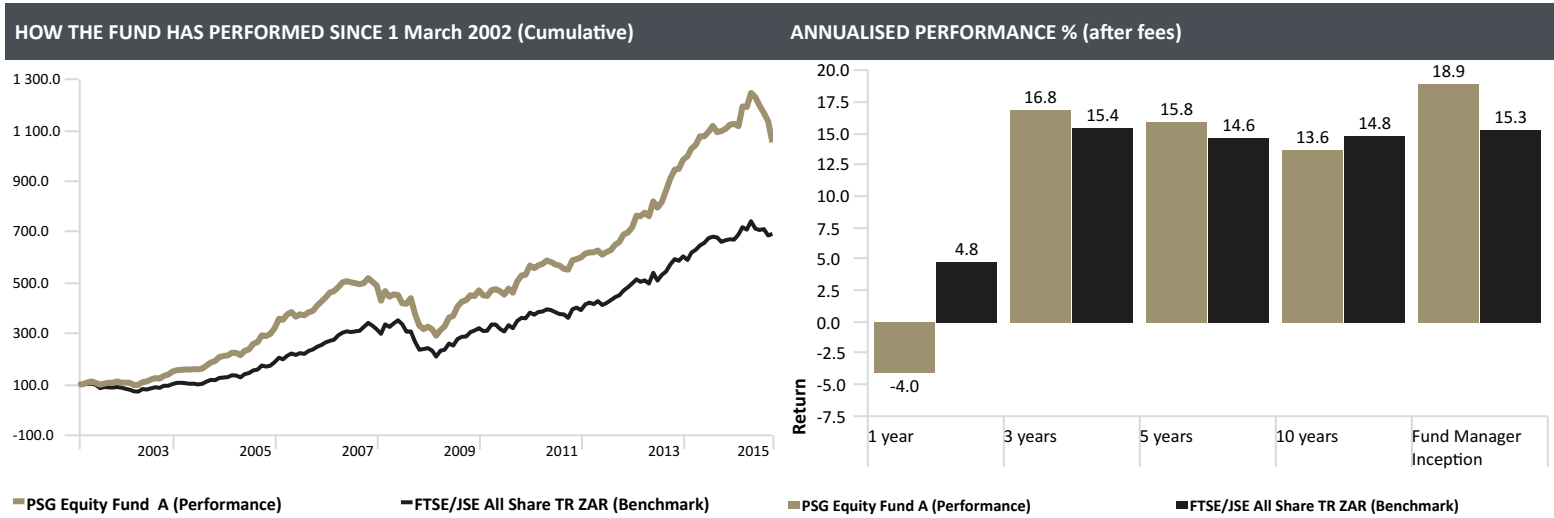


FUND FACTS		FUND CHARACTERISTICS
Sector	South African - Equity - General	This fund invests in equities and can be up to 25% in foreign companies, with the balance in companies listed in South Africa. This fund should produce the highest real (above inflation) returns over the long-term. The fund sits at the top end of the risk/return spectrum and investors in this fund should be comfortable with stock market fluctuations and should have an investment horizon of at least five years.
Benchmark	FTSE/JSE All Share Index after costs	
Regulation 28 compliant	No	
Fund Managers	Shaun le Roux and Greg Hopkins	
Fund Launch Date	31 December 1997	
Fund Size (ZAR)	2 187 767 847	
Month end NAV Price (cpu)	887.74	
Minimum Investment	R2000 lump sum or R250 monthly debit order	
Distribution Frequency	February, August	
Latest Distribution (cpu)	31 Aug 15 ; 28 Feb. 15	
Max. Adviser Fee % (incl. VAT)	2.28	<b>RISK CLASSIFICATION</b> Risk: Low to High Investment Horizon: Short to Long
Annual Management Fee % (incl. VAT)	1.71	
Total Expense Ratio % (incl. VAT)	1.73	
<small>The PSG Equity Fund Class A has a Total Expense Ratio (TER) as listed above. For the period from 1 October 2014 to 30 September 2015 on an annualised basis, the above percentages of the average Net Asset Value of the portfolio was incurred as charges, levies and fees.</small>		

INVESTMENT OBJECTIVE	INVESTMENT POLICY
The fund is a general equity fund and the manager in selecting securities for the portfolio, will seek to offer investors long-term capital growth and earn a higher rate of return than that of the South African equity market as represented by the All Share Index including income, without assuming a greater risk.	In order to achieve these main objectives the investments to be acquired for the PSG Equity Fund shall comprise a mix of securities and assets in liquid form, all to be acquired at a fair market value. The portfolio will hold a minimum of 75% of the market value of the portfolio in equities at all times.

ASSET ALLOCATION	TOP 10 EQUITY HOLDINGS
	<ul style="list-style-type: none"> <li>Imperial Holdings Ltd</li> <li>Glencore plc</li> <li>Old Mutual plc</li> <li>Discovery Holdings Ltd</li> <li>Capitec Bank Holdings Ltd</li> <li>Anglo American plc</li> <li>Brookfield Asset Management Inc</li> <li>Softbank Corp</li> <li>Capital One Financial Corp</li> <li>Grindrod Ltd</li> </ul>



### Performance Statistics

	2014	2013	2012	2011	2010	2009	2008	2007	2006	2005	2004	2003	2002
Return	14.3	37.1	19.7	5.6	20.8	43.5	-33.1	10.8	37.5	51.6	40.5	40.3	0.2
Best Month	3.3	7.7	4.5	6.7	9.4	10.7	8.8	4.4	11.4	10.1	8.3	10.9	6.5
Worst Month	-2.2	-3.0	-2.7	-2.3	-4.2	-7.8	-14.3	-2.8	-4.7	-4.2	-0.2	-8.5	-7.1

**Who should invest in the PSG Equity Fund?**

The fund is suitable for investors who:

- seek an equity-focused portfolio that has outstanding growth potential
- aim to maximise potential returns within an acceptable risk profile
- focus on a long-term investment horizon

**General information and risks**

Collective Investment Schemes in Securities (CIS) are generally medium to long-term investments. The value of participatory interests (units) or the investment may go down as well as up and past performance is not a guide to future performance. Fluctuations or movements in the exchange rates may cause the value of underlying international investments to go up or down. CIS are traded at ruling prices and can engage in borrowing and script lending. The Fund may borrow up to 10% of its market value to bridge insufficient liquidity. Where foreign securities are included in a portfolio, the portfolio is exposed to risks such as potential constraints on liquidity and the repatriation of funds; macroeconomic, political, foreign exchange, tax, settlement and potential limitations on the availability of market information. The portfolios may be capped at any time in order for them to be managed in accordance with their mandate. Excessive withdrawals from the portfolio may place the portfolio under liquidity pressures and in such circumstances a process of ring-fencing of withdrawal instructions and managed payouts over time may be followed. PSG Collective Investments Limited does not provide any guarantee either with respect to the capital or the return of the portfolio.

**Performance**

All performance data for a lump sum, net of fees, include income and assumes reinvestment of income on a NAV to NAV basis. Annualised performances show longer term performance rescaled over a 12 month period. Individual investor performance may differ as a result of initial fees, the actual investment date, the date of reinvestment and dividend withholding tax. Performance is calculated for the portfolio and individual investor performance may differ as a result thereof. The portfolio is valued at 15h00 daily. Income distributions are net of any applicable taxes. Actual annual figures are available to the investor on request. Prices are published daily and available on the website [www.psg.co.za/asset-management](http://www.psg.co.za/asset-management) and in the daily newspapers. Figures quoted are from Morningstar Inc.

**Pricing**

Forward pricing is used. Unit trust prices are calculated on a net asset value (NAV) basis, which is the market value of all assets in the Fund including income accruals less permissible deductions divided by the number of units in issue.

**Fees**

A schedule of fees and charges and maximum commissions is available on request from PSG Collective Investments Limited. Commission and incentives may be paid and, if so, are included in the overall costs. Different classes of Participatory Interest can apply to these portfolios and are subject to different fees, charges and possibly dividend withholding tax and will thus have differing performances.

**Total Expense Ratio Disclosure**

The TER is the percentage of the Fund's average assets under management that have been used to pay the Fund's operating expenses over the period as indicated on page 1. The TER includes the annual management fees that have been charged, VAT and other expenses. A higher TER ratio does not necessarily imply a poor return, nor does a low TER imply a good return. The current TER cannot be regarded as an indication of future TER's.

**Cut-off times**

The cut-off time for submitting investment transactions is 14h30 daily, with the exception of the PSG Money Market Fund which is 11h00.

**Company details**

PSG Collective Investments Limited is registered as a CIS Manager with the Financial Services Board, and a member of the Association of Savings and Investments South Africa (ASISA) through its holdings company PSG Konsult Limited. The management of the portfolio is delegated to PSG Asset Management (Pty) Ltd, an authorized Financial Services Provider under the Financial Advisory and Intermediary Services Act 2002, FSP no 29524. PSG Asset Management (Pty) Ltd, PSG Collective Investments Limited and PSG Konsult Limited are subsidiaries of PSG Group Limited. PSG Collective Investments Limited and can be contacted on +27 (21) 799 8000; (toll free) 0800 600 168, via email: [asset.management@psg.co.za](mailto:asset.management@psg.co.za).

**Conflict of Interest Disclosure**

The Fund may from time to time invest in a portfolio managed by a related party. PSG Collective Investments Limited or the fund manager may negotiate a discount in fees charged by the underlying portfolio. All discounts negotiated are re-invested in the Fund for the benefit of the investors. Neither PSG Collective Investments Limited nor PSG Asset Management retains any portion of such discount for their own accounts. The fund manager may use the brokerage services of a related party, PSG Securities Ltd.

**Trustee**

The Standard Bank of South Africa Limited, Main Tower, Standard Bank Centre, 2 Hertzog Boulevard, Cape Town, 8001. Tel: 021 401 2443. Email: [compliance-PSG@standardbank.co.za](mailto:compliance-PSG@standardbank.co.za).

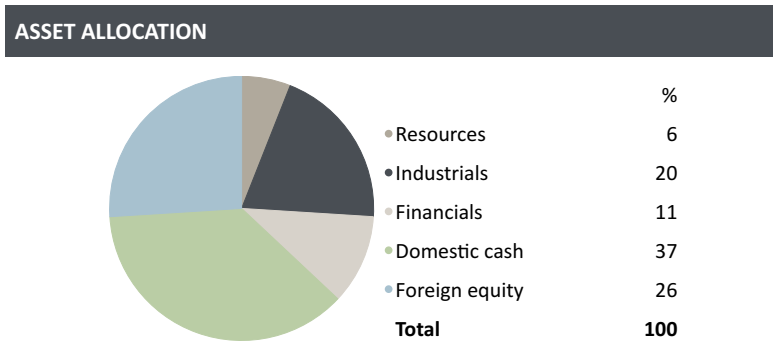
**Additional information**

Additional information is available free of charge on the website [www.psg.co.za/asset-management](http://www.psg.co.za/asset-management) and may include publications, brochures, application forms and annual reports.

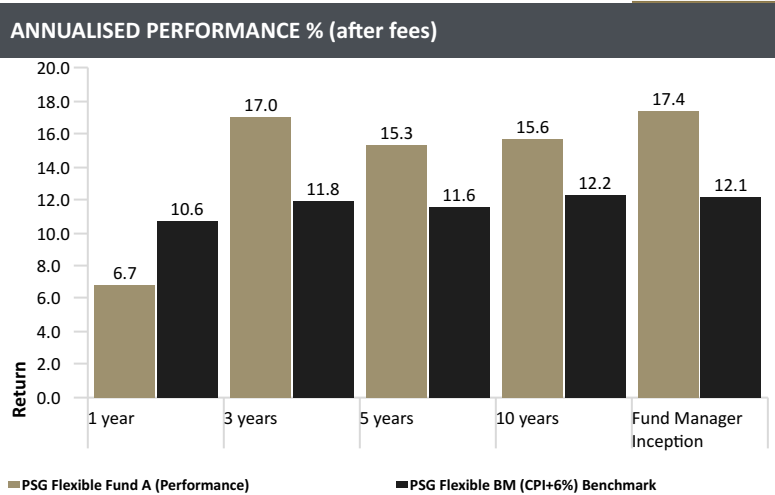
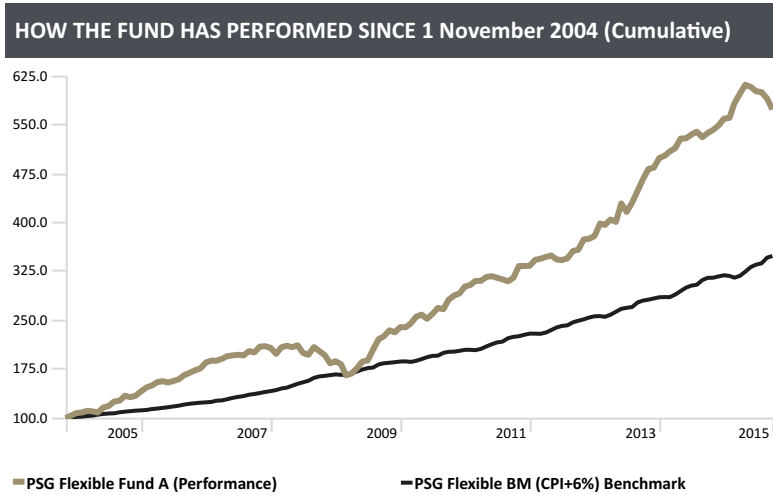
FUND FACTS		FUND CHARACTERISTICS
Sector	South African - Multi Asset - Flexible	This fund currently invests in equities and cash. It can invest up to 100% in equities of which up to 25% can be invested in foreign equity. The fund has a flexible asset allocation mandate and equity exposure will be varied based on opportunity. This fund sits in the upper half of the risk/return spectrum and investors should be comfortable with stock market fluctuations and should have an investment horizon of at least three years.
Benchmark	Inflation + 6%	
Regulation 28 compliant	No	
Fund Manager	Jan Mouton (Since 1 November 2004)	
Fund Launch Date	2 November 1998	
Fund Size (ZAR)	7 427 011 928	
Month end NAV Price (cents)	438.56	
Minimum Investment	R2000 lump sum or R250 monthly debit order	
Distribution Frequency	February, August	
Latest Distribution (cpu)	31 Aug 15 ; 28 Feb 15	
Max. Adviser Fee % (incl. VAT)	6.27c ; 2.61c	
Annual Management Fee % (incl. VAT)	2.28	
Performance Fee (incl. VAT)	1.14	
Total Expense Ratio % (incl. VAT)	7.98% above high water mark	
	2.22	



INVESTMENT OBJECTIVE	INVESTMENT POLICY
The portfolio aims to achieve superior medium to long term capital growth through exposure to selected sectors of the equity, gilt and money markets.	The PSG Flexible Fund is a managed flexible portfolio and will seek to follow an investment policy which will aim to achieve superior medium to long-term capital growth through exposure to selected sectors of the equity market, and/or the gilt market and/or money market. The asset allocation will be actively managed and will continually reflect the portfolio manager's view of the relative attractiveness of the equity, gilt and money markets, both locally and abroad. The selected sectors of the equity portion of the portfolio will change from time to time in accordance with changing market conditions and economic trends.



- ### TOP 10 EQUITY HOLDINGS
- Berkshire Hathaway Inc
  - J Sainsbury plc
  - Capitec Bank Holdings Ltd
  - Anglo American plc
  - Imperial Holdings Ltd
  - Glencore plc
  - Firstrand Ltd
  - JP Morgan Chase & Co
  - Super Group Ltd
  - Old Mutual plc



### Performance Statistics

	2014	2013	2012	2011	2010	2009	2008	2007	2006	2005
Return	12.12	31.55	13.70	10.48	26.02	28.05	-9.93	12.14	31.13	31.19
Best Month	2.86	7.05	4.45	5.75	5.51	8.92	5.99	4.44	5.08	7.15
Worst Month	-1.56	-3.03	-1.75	-0.95	-2.47	-9.41	-6.37	-1.17	-1.28	-1.72

**Who should invest in the PSG Flexible Fund?**

The fund is suitable for investors who:

- seek exposure to the equity market but with managed risk levels
- aim to build wealth
- focus on a medium- to long-term investment horizon

**General information and risks**

Collective Investment Schemes in Securities (CIS) are generally medium to long-term investments. The value of participatory interests (units) or the investment may go down as well as up and past performance is not a guide to future performance. Fluctuations or movements in the exchange rates may cause the value of underlying international investments to go up or down. CIS are traded at ruling prices and can engage in borrowing and script lending. The Fund may borrow up to 10% of its market value to bridge insufficient liquidity. Where foreign securities are included in a portfolio, the portfolio is exposed to risks such as potential constraints on liquidity and the repatriation of funds; macroeconomic, political, foreign exchange, tax, settlement and potential limitations on the availability of market information. The portfolios may be capped at any time in order for them to be managed in accordance with their mandate. Excessive withdrawals from the portfolio may place the portfolio under liquidity pressures and in such circumstances a process of ring-fencing of withdrawal instructions and managed payouts over time may be followed. PSG Collective Investments Limited does not provide any guarantee either with respect to the capital or the return of the portfolio.

**Performance**

All performance data for a lump sum, net of fees, include income and assumes reinvestment of income on a NAV to NAV basis. Annualised performances show longer term performance rescaled over a 12 month period. Individual investor performance may differ as a result of initial fees, the actual investment date, the date of reinvestment and dividend withholding tax. Performance is calculated for the portfolio and individual investor performance may differ as a result thereof. The portfolio is valued at 15h00 daily. Income distributions are net of any applicable taxes. Actual annual figures are available to the investor on request. Prices are published daily and available on the [www.psg.co.za/asset-management](http://www.psg.co.za/asset-management) and in the daily newspapers. Figures quoted are from Morningstar Inc.

**Pricing**

Forward pricing is used. Unit trust prices are calculated on a net asset value (NAV) basis, which is the market value of all assets in the Fund including income accruals less permissible deductions divided by the number of units in issue.

**Fees**

A schedule of fees and charges and maximum commissions is available on request from PSG Collective Investments Limited. Commission and incentives may be paid and, if so, are included in the overall costs. Different classes of Participatory Interest can apply to these portfolios and are subject to different fees, charges and possibly dividend withholding tax and will thus have differing performances.

**Total Expense Ratio Disclosure**

The TER is the percentage of the Fund's average assets under management that have been used to pay the Fund's operating expenses over the period as indicated on page 1. The TER includes the annual management fees that have been charged, trading costs, VAT and other expenses. A higher TER ratio does not necessarily imply a poor return, nor does a low TER imply a good return. The current TER cannot be regarded as an indication of future TER's.

**Cut-off times**

The cut-off time for submitting investment transactions is 14h30 daily, with the exception of the PSG Money Market Fund which is 11h00.

**Company details**

PSG Collective Investments Limited is registered as a CIS Manager with the Financial Services Board, and a member of the Association of Savings and Investments South Africa (ASISA) through its holdings company PSG Konsult Limited. The management of the portfolio is delegated to PSG Asset Management (Pty) Ltd, an authorised Financial Services Provider under the Financial Advisory and Intermediary Services Act 2002, FSP no 29524. PSG Asset Management (Pty) Ltd, PSG Collective Investments Limited and PSG Konsult Limited are subsidiaries of PSG Group Limited. PSG Collective Investments Limited and can be contacted on +27 (21) 799 8000; (toll free) 0800 600 168, via email [asset.management@psg.co.za](mailto:asset.management@psg.co.za).

**Conflict of Interest Disclosure**

The Fund may from time to time invest in a portfolio managed by a related party. PSG Collective Investments Limited or the fund manager may negotiate a discount in fees charged by the underlying portfolio. All discounts negotiated are re-invested in the Fund for the benefit of the investors. Neither PSG Collective Investments Limited nor PSG Asset Management retains any portion of such discount for their own accounts. The fund manager may use the brokerage services of a related party, PSG Securities Ltd.

**Trustee**

The Standard Bank of South Africa Limited, Main Tower, Standard Bank Centre, 2 Hertzog Boulevard, Cape Town, 8001. Tel: 021 401 2443. Email: [compliance-PSG@standardbank.co.za](mailto:compliance-PSG@standardbank.co.za).

**Additional information**

Additional information is available free of charge on the [www.psg.co.za/asset-management](http://www.psg.co.za/asset-management) and may include publications, brochures, application forms and annual reports.

### FUND FACTS

Sector	South African - Multi Asset - High Equity
Benchmark	Inflation +5%
Regulation 28 compliant	Yes
Fund Managers	Paul Bosman and Greg Hopkins
Fund Launch Date	1 June 1999
Fund Size (ZAR)	4 898 670 482
Month end NAV Price	6023.21
Minimum Investment	R2000 lump sum or R250 monthly debit order
Distribution Frequency	February, August
Latest Distribution (cpu)	31 Aug . 15 ; 28 Feb. 15 106.11c ; 71.52c
Max Broker Fee % (incl. VAT)	2.28
Annual Management Fee % (incl. VAT)	1.71
Total Expense Ratio % (incl. VAT)	1.73

The PSG Balanced Fund Class A has a Total Expense Ratio (TER) as listed above. For the period from 1 October 2014 to 30 September 2015 on an annualised basis, the above percentages of the average Net Asset Value of the portfolio was incurred as charges, levies and fees.

### FUND CHARACTERISTICS

This fund invests in all asset classes: equities, bonds, property and cash both domestically and in foreign markets. The fund can have up to 75% in equities, up to 25% in listed property and up to 25% in foreign markets. The fund sits in the middle of the risk/return spectrum and aims to deliver inflation plus 5% over time. Investors in this fund should be comfortable with moderate market fluctuations and should have an investment horizon of at least three years.

### RISK CLASSIFICATION



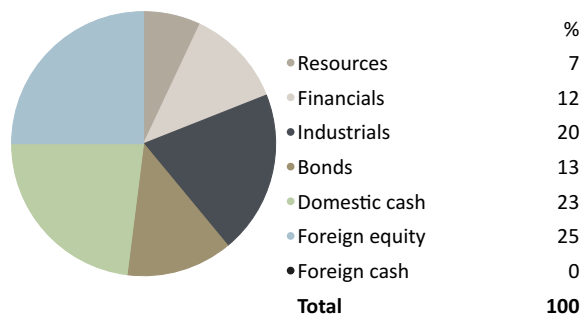
### INVESTMENT OBJECTIVE

The primary objective of the fund is long term growth of capital and a reasonable level of income for investors.

### INVESTMENT POLICY

The PSG Balanced Fund will be a specialised portfolio, having the primary objective of long term growth of capital and a reasonable level of income for investors. The manager shall seek to achieve this objective through active management of a portfolio of assets which comprise a mix of securities, non-equity securities and assets in liquid form. The asset allocation will be actively managed and will continually reflect the portfolio manager's view of the relative attractiveness of the equity, gilt and money markets, both locally and abroad. The selected sectors within the equity portion of the portfolio will change from time to time in accordance with changing market conditions and economic trends.

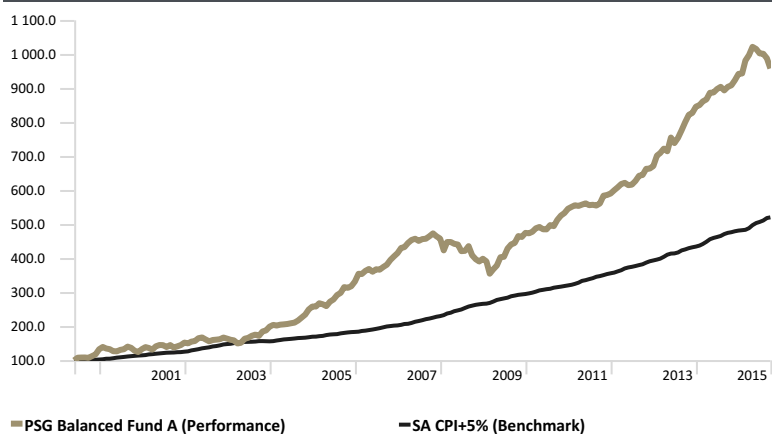
### ASSET ALLOCATION



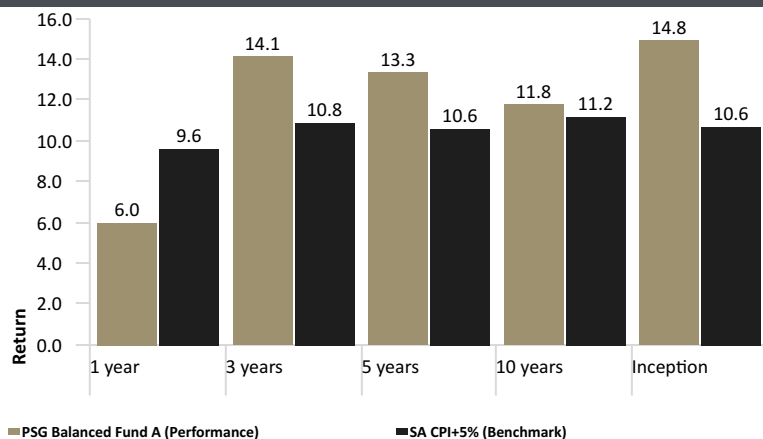
### TOP 10 EQUITY HOLDINGS

- Berkshire Hathaway Inc
- Capitec Bank Holdings Ltd
- Markel Corp
- J Sainsbury plc
- Super Group Ltd
- Old Mutual plc
- Imperial Holdings Ltd
- Brookfield Asset Management Inc
- Microsoft Corp
- Firststrand Ltd

### HOW THE FUND HAS PERFORMED SINCE 1 June 1999 (Cumulative)



### ANNUALISED PERFORMANCE % (after fees)



### Performance Statistics

	2014	2013	2012	2011	2010	2009	2008	2007	2006	2005	2004	2003	2002	2001	2000
Return	11.38	26.03	13.65	8.21	14.95	19.05	-12.92	10.25	25.14	28.49	29.71	21.48	7.70	14.43	0.22
Best Month	2.24	5.65	2.79	4.06	3.68	6.42	5.82	3.67	6.85	5.66	6.39	7.79	5.21	7.39	6.80
Worst Month	-1.16	-2.16	-1.10	-0.94	-1.38	-9.26	-7.54	-1.82	-2.21	-1.96	-0.93	-5.70	-3.48	-4.89	-6.38

**Who should invest in the PSG Balanced Fund?**

The fund is suitable for investors who:

- would prefer the fund manager to make the asset allocation decisions
- aim to build wealth within a moderate risk investment
- have a time horizon of at least three years and can withstand short-term market fluctuations
- want a balanced portfolio that diversifies the risk over the various asset classes
- The Fund is also suitable for long-term retirement savings

**General information and risks**

Collective Investment Schemes in Securities (CIS) are generally medium to long-term investments. The value of participatory interests (units) or the investment may go down as well as up and past performance is not a guide to future performance. Fluctuations or movements in the exchange rates may cause the value of underlying international investments to go up or down. CIS are traded at ruling prices and can engage in borrowing and script lending. The Fund may borrow up to 10% of its market value to bridge insufficient liquidity. Where foreign securities are included in a portfolio, the portfolio is exposed to risks such as potential constraints on liquidity and the repatriation of funds; macroeconomic, political, foreign exchange, tax, settlement and potential limitations on the availability of market information. The portfolios may be capped at any time in order for them to be managed in accordance with their mandate. Excessive withdrawals from the portfolio may place the portfolio under liquidity pressures and in such circumstances a process of ring-fencing of withdrawal instructions and managed payouts over time may be followed. PSG Collective Investments Limited does not provide any guarantee either with respect to the capital or the return of the portfolio.

**Regulation 28**

The fund is managed according to Regulation 28 of the Pension Funds Act. The South African retirement fund industry is governed by the Pension Funds Act No. 24 of 1956. Regulation 28 of the Pension Funds Act prescribes the maximum limits in asset classes that an approved retirement fund may invest in. Exposures in excess of the limits will be corrected immediately, except where due to a change in the fair value or characteristic of an asset, e.g. market value fluctuations, in which case they will be corrected within a reasonable time period.

**Performance**

All performance data for a lump sum, net of fees, include income and assumes reinvestment of income on a NAV to NAV basis. Annualised performances show longer term performance rescaled over a 12 month period. Individual investor performance may differ as a result of initial fees, the actual investment date, the date of reinvestment and dividend withholding tax. Performance is calculated for the portfolio and individual investor performance may differ as a result thereof. The portfolio is valued at 15h00 daily. Income distributions are net of any applicable taxes. Actual annual figures are available to the investor on request. Prices are published daily and available on the website [www.psg.co.za/asset-management](http://www.psg.co.za/asset-management) and in the daily newspapers. Figures quoted are from Morningstar Inc.

**Pricing**

Forward pricing is used. Unit trust prices are calculated on a net asset value (NAV) basis, which is the market value of all assets in the Fund including income accruals less permissible deductions divided by the number of units in issue.

**Fees**

A schedule of fees and charges and maximum commissions is available on request from PSG Collective Investments Limited. Commission and incentives may be paid and, if so, are included in the overall costs. Different classes of Participatory Interest can apply to these portfolios and are subject to different fees, charges and possibly dividend withholding tax and will thus have differing performances.

**Total Expense Ratio Disclosure**

The TER is the percentage of the Fund's average assets under management that have been used to pay the Fund's operating expenses over the period as indicated on page 1. The TER includes the annual management fees that have been charged, VAT and other expenses. A higher TER ratio does not necessarily imply a poor return, nor does a low TER imply a good return. The current TER cannot be regarded as an indication of future TER's.

**Cut-off times**

The cut-off time for submitting investment transactions is 14h30 daily, with the exception of the PSG Money Market Fund which is 11h00.

**Company details**

PSG Collective Investments Limited is registered as a CIS Manager with the Financial Services Board, and a member of the Association of Savings and Investments South Africa (ASISA) through its holdings company PSG Konsult Limited. The management of the portfolio is delegated to PSG Asset Management (Pty) Ltd, an authorised Financial Services Provider under the Financial Advisory and Intermediary Services Act 2002, FSP no 29524. PSG Asset Management (Pty) Ltd, PSG Collective Investments Limited and PSG Konsult Limited are subsidiaries of PSG Group Limited. PSG Collective Investments Limited and can be contacted on +27 (21) 799 8000; (toll free) 0800 600 168, via email [asset.management@psg.co.za](mailto:asset.management@psg.co.za).

**Conflict of Interest Disclosure**

The Fund may from time to time invest in a portfolio managed by a related party. PSG Collective Investments Limited or the fund manager may negotiate a discount in fees charged by the underlying portfolio. All discounts negotiated are re-invested in the Fund for the benefit of the investors. Neither PSG Collective Investments Limited nor PSG Asset Management retains any portion of such discount for their own accounts. The fund manager may use the brokerage services of a related party, PSG Securities Ltd.

**Trustee**

The Standard Bank of South Africa Limited, Main Tower, Standard Bank Centre, 2 Hertzog Boulevard, Cape Town, 8001. Tel: 021 401 2443. Email: [compliance-PSG@standardbank.co.za](mailto:compliance-PSG@standardbank.co.za).

**Additional information**

Additional information is available free of charge on the website [www.psg.co.za/asset-management](http://www.psg.co.za/asset-management) and may include publications, brochures, application forms and annual reports.

### FUND FACTS

Sector	South African - Multi Asset - Low Equity
Benchmark	Inflation +3% over rolling 3 years
Regulation 28 compliant	Yes
Fund Managers	Paul Bosman and Ian Scott
Fund Launch Date	13 September 2011
Fund Size (ZAR)	2 217 699 815
Month end NAV Price (cpu)	131.83
Minimum Investment	R2000 lump sum or R250 monthly debit order
Distribution Frequency	February, August
Latest Distribution (cpu)	31 Aug 15 ; 28 Feb. 15 3.08 ; 2.40c
Annual Management Fee % (incl. VAT)	1.71
Total Expense Ratio % (incl. VAT)	1.74

The PSG Stable Fund Class A has a Total Expense Ratio (TER) as listed above. For the period from 1 October 2014 to 30 September 2015 on an annualised basis, the above percentages of the average Net Asset Value of the portfolio was incurred as charges, levies and fees. The performance fee has been discontinued from 31 December 2013.

### FUND CHARACTERISTICS

This fund invests in all asset classes: equities, bonds, property and cash both domestically and in foreign markets. The fund can have up to 40% in equities, up to 25% in listed property and up to 25% in foreign markets. The fund aims to achieve capital appreciation with low volatility and a low correlation to equity markets through all market cycles. Investors in this fund should be comfortable with low market fluctuations and should have an investment horizon of at least two years.

### RISK CLASSIFICATION



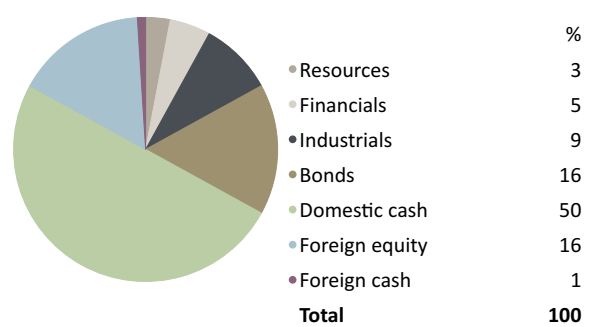
### INVESTMENT OBJECTIVE

The fund will seek to generate a performance return of CPI + 3% over a rolling three year period, after costs, while aiming to achieve capital appreciation with low volatility and a low correlation to equity markets through all market cycles.

### INVESTMENT POLICY

In order to achieve this investment objective the securities normally to be included in the portfolio will primarily consist of a mix of debt securities, money market instruments, bonds, inflation-linked securities, listed equities, listed property, preference shares, and other high yielding securities as allowed by the Act and approved by the Registrar from time to time. This portfolio may include financial instruments such as derivatives, within the limitations prescribed by the Regulations in order to achieve its investment objectives. The portfolio may be invested in equity securities to a maximum of 40% of the portfolio. The portfolio will comply with regulations controlling retirement funds or such other applicable legislation as may be determined for retirement funds.

### ASSET ALLOCATION



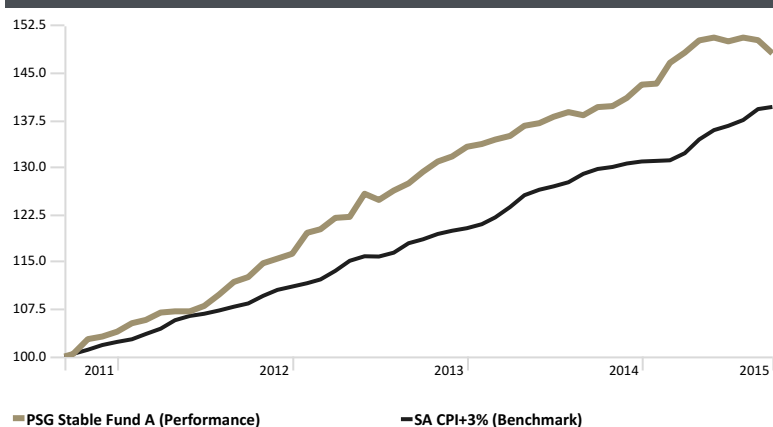
### TOP 5 EQUITY HOLDINGS

- Berkshire Hathaway Inc
- Capitec Bank Holdings Ltd
- J Sainsbury plc
- Markel Corp
- Brookfield Asset Management Inc

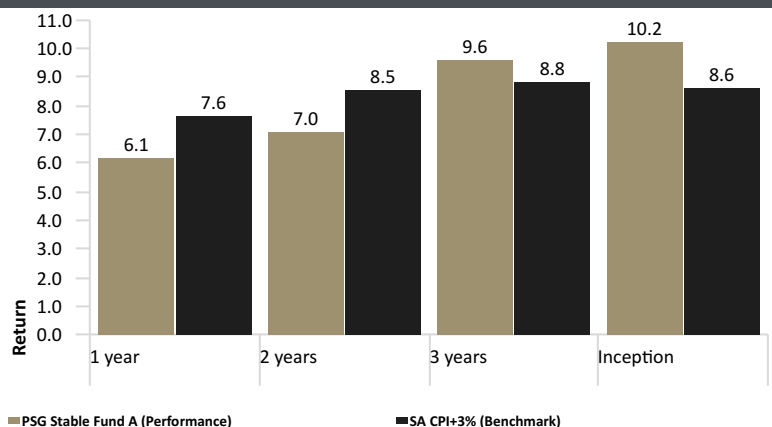
### TOP 5 BOND ISSUER EXPOSURES

- Capitec Bank Holdings Ltd
- Standard Bank of SA Ltd
- Netcare (Pty) Ltd
- Mercedes-Benz SA Ltd
- ABSA Bank Ltd

### HOW THE FUND HAS PERFORMED SINCE 13 September 2011 (Cumulative)



### ANNUALISED PERFORMANCE % (after fees)



### Performance Statistics

	2014	2013	2012
Best Month	1.49	3.01	1.95
Worst Month	-0.36	-0.78	0.00

**Who should invest in the PSG Stable Fund?**

The fund is suitable for investors who:

- have a low risk appetite but require capital growth in real terms
- focus on a short- to medium-term investment horizon

**General information and risks**

Collective Investment Schemes in Securities (CIS) are generally medium to long-term investments. The value of participatory interests (units) or the investment may go down as well as up and past performance is not a guide to future performance. Fluctuations or movements in the exchange rates may cause the value of underlying international investments to go up or down. CIS are traded at ruling prices and can engage in borrowing and script lending. The Fund may borrow up to 10% of its market value to bridge insufficient liquidity. Where foreign securities are included in a portfolio, the portfolio is exposed to risks such as potential constraints on liquidity and the repatriation of funds; macroeconomic, political, foreign exchange, tax, settlement and potential limitations on the availability of market information. The portfolios may be capped at any time in order for them to be managed in accordance with their mandate. Excessive withdrawals from the portfolio may place the portfolio under liquidity pressures and in such circumstances a process of ring-fencing of withdrawal instructions and managed payouts over time may be followed. PSG Collective Investments Limited does not provide any guarantee either with respect to the capital or the return of the portfolio.

**Regulation 28**

The fund is managed according to Regulation 28 of the Pension Funds Act. The South African retirement fund industry is governed by the Pension Funds Act No. 24 of 1956. Regulation 28 of the Pension Funds Act prescribes the maximum limits in asset classes that an approved retirement fund may invest in. Exposures in excess of the limits will be corrected immediately, except where due to a change in the fair value or characteristic of an asset, e.g. market value fluctuations, in which case they will be corrected within a reasonable time period.

**Performance**

All performance data for a lump sum, net of fees, include income and assumes reinvestment of income on a NAV to NAV basis. Annualised performances show longer term performance rescaled over a 12 month period. Individual investor performance may differ as a result of initial fees, the actual investment date, the date of reinvestment and dividend withholding tax. Performance is calculated for the portfolio and individual investor performance may differ as a result thereof. The portfolio is valued at 15h00 daily. Income distributions are net of any applicable taxes. Actual annual figures are available to the investor on request. Prices are published daily and available on the website [www.psg.co.za/asset-management](http://www.psg.co.za/asset-management) and in the daily newspapers. Figures quoted are from Morningstar Inc.

**Pricing**

Forward pricing is used. Unit trust prices are calculated on a net asset value (NAV) basis, which is the market value of all assets in the Fund including income accruals less permissible deductions divided by the number of units in issue.

**Fees**

A schedule of fees and charges and maximum commissions is available on request from PSG Collective Investments Limited. Commission and incentives may be paid and, if so, are included in the overall costs. Different classes of Participatory Interest can apply to these portfolios and are subject to different fees, charges and possibly dividend withholding tax and will thus have differing performances.

**Total Expense Ratio Disclosure**

The TER is the percentage of the Fund's average assets under management that have been used to pay the Fund's operating expenses over the period as indicated on page 1. The TER includes the annual management fees that have been charged, VAT and other expenses. A higher TER ratio does not necessarily imply a poor return, nor does a low TER imply a good return. The current TER cannot be regarded as an indication of future TER's.

**Cut-off times**

The cut-off time for submitting investment transactions is 14h30 daily, with the exception of the PSG Money Market Fund which is 11h00.

**Company details**

PSG Collective Investments Limited is registered as a CIS Manager with the Financial Services Board, and a member of the Association of Savings and Investments South Africa (ASISA) through its holdings company PSG Konsult Limited. The management of the portfolio is delegated to PSG Asset Management (Pty) Ltd, an authorized Financial Services Provider under the Financial Advisory and Intermediary Services Act 2002, FSP no 29524. PSG Asset Management (Pty) Ltd, PSG Collective Investments Limited and PSG Konsult Limited are subsidiaries of PSG Group Limited. PSG Collective Investments Limited and can be contacted on +27 (21) 799 8000; (toll free) 0800 600 168, via email [asset.management@psg.co.za](mailto:asset.management@psg.co.za).

**Conflict of Interest Disclosure**

The Fund may from time to time invest in a portfolio managed by a related party. PSG Collective Investments Limited or the fund manager may negotiate a discount in fees charged by the underlying portfolio. All discounts negotiated are re-invested in the Fund for the benefit of the investors. Neither PSG Collective Investments Limited nor PSG Asset Management retains any portion of such discount for their own accounts. The fund manager may use the brokerage services of a related party, PSG Securities Ltd.

**Trustee**

The Standard Bank of South Africa Limited, Main Tower, Standard Bank Centre, 2 Hertzog Boulevard, Cape Town, 8001. Tel: 021 401 2443. Email: [compliance-PSG@standardbank.co.za](mailto:compliance-PSG@standardbank.co.za).

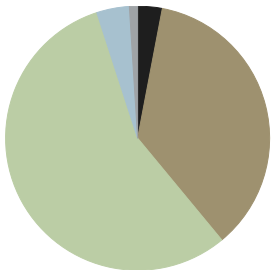
**Additional information**

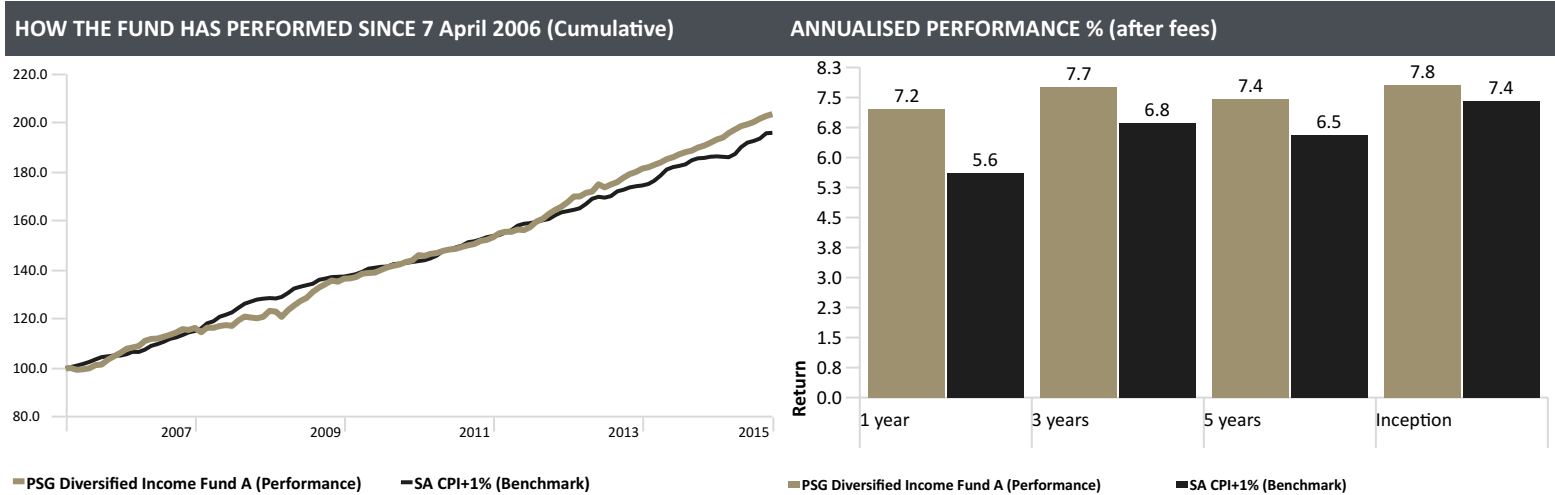
Additional information is available free of charge on the [www.psg.co.za/asset-management](http://www.psg.co.za/asset-management) may include publications, brochures, application forms and annual reports.



FUND FACTS		FUND CHARACTERISTICS	
Sector	South African - Multi Asset - Income	This fund only invests predominantly in fixed income instruments but can also have up to 10% of the fund in equities, both domestic and foreign. The fund can have up to 10% in listed property and 25% of the fund in foreign markets. The fund aims to provide a reasonable income with above-inflation capital appreciation over time. Investors in this fund should be comfortable with a small degree of exposure to market fluctuations and should have an investment horizon of at least 24 months.	
Benchmark	Inflation + 1%		
Regulation 28 compliant	Yes		
Fund Managers	Ian Scott and Paul Bosman		
Fund Launch Date	7 April 2006		
Fund Size (ZAR)	899 065 528		
Month end NAV Price	118.56		
Minimum Investment	R2000 lump sum or R250 monthly debit order		
Distribution Frequency	February, May, August, November		
Latest Distribution (cpu)	31 Aug 15 ; 29 May 15 28 Feb 15 ; 29 Nov 14	1.85c ; 1.82c 1.74c ; 1.64c	
Max. Adviser Fee % (incl. VAT)	0.57		
Annual Management Fee % (incl. VAT)	1.14		
Total Expense Ratio % (incl. VAT)	1.18		
<p>The PSG Diversified Income Fund A Class has a Total Expense Ratio (TER) as listed above. For the period from 1 October 2014 to 30 September 2015 on an annualised basis, the above percentages of the average Net Asset Value of the portfolio was incurred as charges, levies and fees.</p>			
RISK CLASSIFICATION			
		Risk	Low <span style="float:right">High</span>
		Investment Horizon	Short <span style="float:right">Long</span>

INVESTMENT OBJECTIVE	INVESTMENT POLICY
The portfolio aims to seek to preserve capital and to maximize income returns for investors. The fund conforms to legislation governing retirement funds.	The PSG Diversified Income Fund is a specialist portfolio. The portfolio comprises a mix of high yielding equity securities, property, bonds, preference shares and assets in liquid form, both locally and abroad, thereby generating both tax free and taxable income, whilst preserving capital.
	<b>Please note that the name of the fund changed from PSG Optimal Income Fund to PSG Diversified Income Fund from 1 September 2014.</b>

ASSET ALLOCATION	TOP 5 EQUITY HOLDINGS	TOP 5 ISSUER EXPOSURES												
 <table border="1"> <tr><td>• Domestic equity</td><td>3</td></tr> <tr><td>• Domestic bonds</td><td>36</td></tr> <tr><td>• Domestic cash</td><td>56</td></tr> <tr><td>• Foreign equity</td><td>4</td></tr> <tr><td>• Foreign cash</td><td>1</td></tr> <tr><td><b>Total</b></td><td><b>100</b></td></tr> </table>	• Domestic equity	3	• Domestic bonds	36	• Domestic cash	56	• Foreign equity	4	• Foreign cash	1	<b>Total</b>	<b>100</b>	<ul style="list-style-type: none"> <li>Berkshire Hathaway Inc</li> <li>Capitec Bank Holdings Ltd</li> <li>Markel Corp</li> <li>Microsoft Corp</li> <li>Steinhoff International Holdings Ltd</li> </ul>	<ul style="list-style-type: none"> <li>Absa Bank Ltd</li> <li>Nedbank Ltd</li> <li>Standard Bank Ltd</li> <li>Capitec Bank Ltd</li> <li>Firststrand Bank Ltd</li> </ul>
• Domestic equity	3													
• Domestic bonds	36													
• Domestic cash	56													
• Foreign equity	4													
• Foreign cash	1													
<b>Total</b>	<b>100</b>													



### Performance Statistics

	2014	2013	2012	2011	2010	2009	2008	2007
Return	6.54	8.14	9.34	4.97	7.03	10.62	5.97	9.56
Best Month	0.74	1.73	1.43	0.84	1.50	2.23	2.02	1.93
Worst Month	0.31	-0.71	-0.14	-0.19	0.10	-1.74	-1.53	-0.30

**Who should invest in the PSG Diversified Income Fund?**

The fund is suitable for investors who:

- have a low risk appetite and with an income requirement
- want to earn an income, but need to try and beat inflation
- focus on a short- to medium-term investment horizon

**Diversified Income**

The yield is calculated daily on an annualised basis. The calculation is based on the current yield of fixed income instruments.

**General information and risks**

Collective Investment Schemes in Securities (CIS) are generally medium to long-term investments. The value of participatory interests (units) or the investment may go down as well as up and past performance is not a guide to future performance. Fluctuations or movements in the exchange rates may cause the value of underlying international investments to go up or down. CIS are traded at ruling prices and can engage in borrowing and script lending. The Fund may borrow up to 10% of its market value to bridge insufficient liquidity. Where foreign securities are included in a portfolio, the portfolio is exposed to risks such as potential constraints on liquidity and the repatriation of funds; macroeconomic, political, foreign exchange, tax, settlement and potential limitations on the availability of market information. The portfolios may be capped at any time in order for them to be managed in accordance with their mandate. Excessive withdrawals from the portfolio may place the portfolio under liquidity pressures and in such circumstances a process of ring-fencing of withdrawal instructions and managed payouts over time may be followed. PSG Collective Investments Limited does not provide any guarantee either with respect to the capital or the return of the portfolio.

**Regulation 28**

The fund is managed according to Regulation 28 of the Pension Funds Act. The South African retirement fund industry is governed by the Pension Funds Act No. 24 of 1956. Regulation 28 of the Pension Funds Act prescribes the maximum limits in asset classes that an approved retirement fund may invest in. Exposures in excess of the limits will be corrected immediately, except where due to a change in the fair value or characteristic of an asset, e.g. market value fluctuations, in which case they will be corrected within a reasonable time period.

**Performance**

All performance data for a lump sum, net of fees, include income and assumes reinvestment of income on a NAV to NAV basis. Annualised performances show longer term performance rescaled over a 12 month period. Individual investor performance may differ as a result of initial fees, the actual investment date, the date of reinvestment and dividend withholding tax. Performance is calculated for the portfolio and individual investor performance may differ as a result thereof. The portfolio is valued at 15h00 daily. Income distributions are net of any applicable taxes. Actual annual figures are available to the investor on request. Prices are published daily and available on the website [www.psg.co.za/asset-management](http://www.psg.co.za/asset-management) and in the daily newspapers. Figures quoted are from Morningstar Inc.

**Pricing**

Forward pricing is used. Unit trust prices are calculated on a net asset value (NAV) basis, which is the market value of all assets in the Fund including income accruals less permissible deductions divided by the number of units in issue.

**Fees**

A schedule of fees and charges and maximum commissions is available on request from PSG Collective Investments Limited. Commission and incentives may be paid and, if so, are included in the overall costs. Different classes of Participatory Interest can apply to these portfolios and are subject to different fees, charges and possibly dividend withholding tax and will thus have differing performances.

**Total Expense Ratio Disclosure**

The TER is the percentage of the Fund's average assets under management that have been used to pay the Fund's operating expenses over the period as indicated on page 1. The TER includes the annual management fees that have been charged, VAT and other expenses. A higher TER ratio does not necessarily imply a poor return, nor does a low TER imply a good return. The current TER cannot be regarded as an indication of future TER's.

**Cut-off times**

The cut-off time for submitting investment transactions is 14h30 daily, with the exception of the PSG Money Market Fund which is 11h00.

**Company details**

PSG Collective Investments Limited is registered as a CIS Manager with the Financial Services Board, and a member of the Association of Savings and Investments South Africa (ASISA) through its holdings company PSG Konsult Limited. The management of the portfolio is delegated to PSG Asset Management (Pty) Ltd, an authorized Financial Services Provider under the Financial Advisory and Intermediary Services Act 2002, FSP no 29524. PSG Asset Management (Pty) Ltd, PSG Collective Investments Limited and PSG Konsult Limited are subsidiaries of PSG Group Limited. PSG Collective Investments Limited and can be contacted on +27 (21) 799 8000; (toll free) 0800 600 168, via email [asset.management@psg.co.za](mailto:asset.management@psg.co.za).

**Conflict of Interest Disclosure**

The Fund may from time to time invest in a portfolio managed by a related party. PSG Collective Investments Limited or the fund manager may negotiate a discount in fees charged by the underlying portfolio. All discounts negotiated are re-invested in the Fund for the benefit of the investors. Neither PSG Collective Investments Limited nor PSG Asset Management retains any portion of such discount for their own accounts. The fund manager may use the brokerage services of a related party, PSG Securities Ltd.

**Trustee**

The Standard Bank of South Africa Limited, Main Tower, Standard Bank Centre, 2 Hertzog Boulevard, Cape Town, 8001. Tel: 021 401 2443. Email: [compliance-PSG@standardbank.co.za](mailto:compliance-PSG@standardbank.co.za).

**Additional information**

Additional information is available free of charge on the website [www.psg.co.za/asset-management](http://www.psg.co.za/asset-management) and may include publications, brochures, application forms and annual reports.

### FUND FACTS


Sector	South African - Interest Bearing - Short Term
Benchmark	STeFI Composite
Regulation 28 compliant	No
Fund Managers	Ian Scott and Hein Dietzsch
Fund Launch Date	1 September 2011
Fund Size (ZAR)	68 180 726
Month end NAV Price	101.87
Minimum Investment	R2000 lump sum or R250 monthly debit order
Distribution Frequency	February, May, August and November
Latest Distribution (cpu)	31 Aug 15 ; 29 May 15      1.74c ; 1.71c 28 Feb 15 ; 29 Nov 14      1.63c ; 1.60c
Max. Adviser Fee % (incl. VAT)	0.57
Annual Management Fee % (incl. VAT)	0.74
Total Expense Ratio % (incl. VAT)	0.92

The PSG Income Fund Class A has a Total Expense Ratio (TER) as listed above. For the period from 1 October 2014 to 30 September 2015 on an annualised basis, the above percentages of the average Net Asset Value of the portfolio was incurred as charges, levies and fees.

### FUND CHARACTERISTICS

This fund only invests in bonds, fixed deposits and interest-bearing instruments with fixed maturity dates. The fund cannot invest in property, equities and preference shares. The fund aims to preserve capital and maximize income. Investors in this fund should be comfortable with a small degree of exposure to interest rate fluctuations and should have an investment horizon of at least 12 months.

### RISK CLASSIFICATION



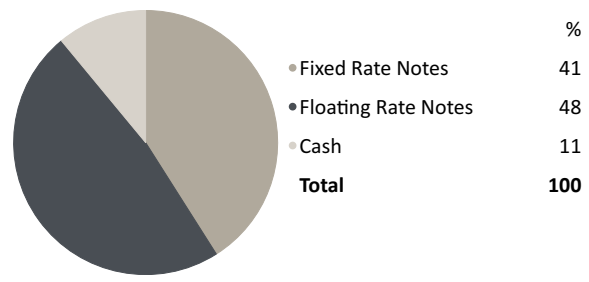
### INVESTMENT OBJECTIVE

The investment objective of the fund is to maximise income while achieving long term capital appreciation as interest rate cycles allow.

### INVESTMENT POLICY

In order to achieve its investment objective, the portfolio will be permitted to invest in assets in liquid form, a diversified range of fixed-interest securities, including but not limited to loan stock, debentures, debenture stock, bonds, unsecured notes, whether they have inherent option rights or are convertible, as well as any other non-equity securities which may be approved by the Registrar from time to time and which are consistent with the investment policy of the portfolio, to the maximum levels permitted by the Act and the Regulations thereto, as amended from time to time. The portfolio may include financial instruments to the extent and limits allowed by legislation in the Republic of South Africa.

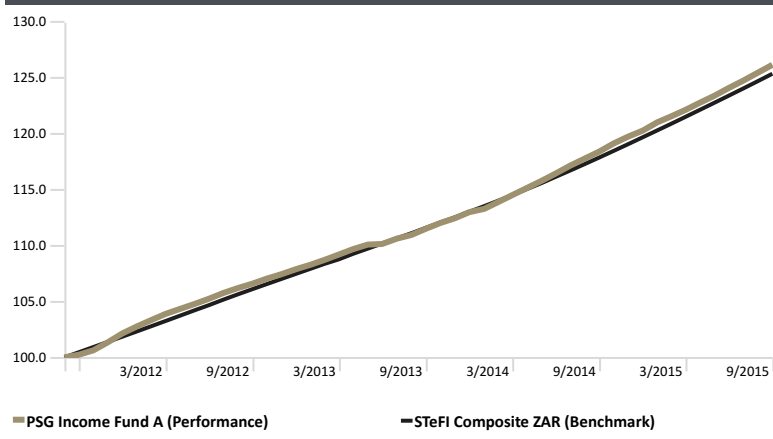
### ASSET ALLOCATION



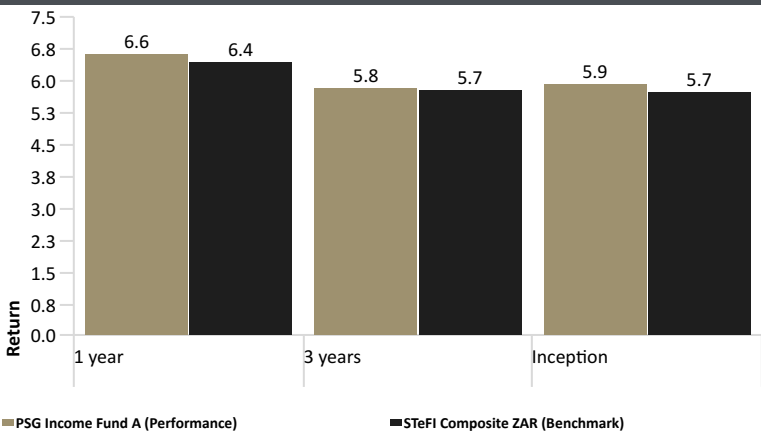
### TOP 10 BOND EXPOSURES

- Nedbank Group Ltd
- ABSA Bank Ltd
- Standard Bank of SA Ltd
- Capitec Bank Holdings Ltd
- Firstrand Bank Ltd
- Firstrand/RMB Holdings Ltd
- Bidvest Group Ltd
- Barloworld Ltd
- The Thekwini Fund (RF) Ltd
- Incorporated Development Corp

### HOW THE FUND HAS PERFORMED SINCE 1 September 2011 (Cumulative)



### ANNUALISED PERFORMANCE % (after fees)



### Performance Statistics

	2014	2013	2012
Return	6.46	4.74	5.65
Best Month	0.63	0.49	0.62
Worst Month	0.26	0.05	0.36

**Who should invest in the PSG Income Fund?**

The fund is suitable for investors who:

- have a low risk appetite with an income requirement
- focus on a short- to medium-term investment horizon

**Income Fund**

The yield is calculated daily on an annualised basis. The calculation is based on the current yield of fixed income instruments.

**General information and risks**

Collective Investment Schemes in Securities (CIS) are generally medium to long-term investments. The value of participatory interests (units) or the investment may go down as well as up and past performance is not a guide to future performance. Fluctuations or movements in the exchange rates may cause the value of underlying international investments to go up or down. CIS are traded at ruling prices and can engage in borrowing and script lending. The Fund may borrow up to 10% of its market value to bridge insufficient liquidity. Where foreign securities are included in a portfolio, the portfolio is exposed to risks such as potential constraints on liquidity and the repatriation of funds; macroeconomic, political, foreign exchange, tax, settlement and potential limitations on the availability of market information. The portfolios may be capped at any time in order for them to be managed in accordance with their mandate. Excessive withdrawals from the portfolio may place the portfolio under liquidity pressures and in such circumstances a process of ring-fencing of withdrawal instructions and managed payouts over time may be followed. PSG Collective Investments Limited does not provide any guarantee either with respect to the capital or the return of the portfolio.

**Performance**

All performance data for a lump sum, net of fees, include income and assumes reinvestment of income on a NAV to NAV basis. Annualised performances show longer term performance rescaled over a 12 month period. Individual investor performance may differ as a result of initial fees, the actual investment date, the date of reinvestment and dividend withholding tax. Performance is calculated for the portfolio and individual investor performance may differ as a result thereof. The portfolio is valued at 15h00 daily. Income distributions are net of any applicable taxes. Actual annual figures are available to the investor on request. Prices are published daily and available on the website [www.psg.co.za/asset-management](http://www.psg.co.za/asset-management) and in the daily newspapers. Figures quoted are from Morningstar Inc.

**Pricing**

Forward pricing is used. Unit trust prices are calculated on a net asset value (NAV) basis, which is the market value of all assets in the Fund including income accruals less permissible deductions divided by the number of units in issue.

**Fees**

A schedule of fees and charges and maximum commissions is available on request from PSG Collective Investments Limited. Commission and incentives may be paid and, if so, are included in the overall costs. Different classes of Participatory Interest can apply to these portfolios and are subject to different fees, charges and possibly dividend withholding tax and will thus have differing performances.

**Total Expense Ratio Disclosure**

The TER is the percentage of the Fund's average assets under management that have been used to pay the Fund's operating expenses over the period as indicated on page 1. The TER includes the annual management fees that have been charged, VAT and other expenses. A higher TER ratio does not necessarily imply a poor return, nor does a low TER imply a good return. The current TER cannot be regarded as an indication of future TER's.

**Cut-off times**

The cut-off time for submitting investment transactions is 14h30 daily, with the exception of the PSG Money Market Fund which is 11h00.

**Company details**

PSG Collective Investments Limited is registered as a CIS Manager with the Financial Services Board, and a member of the Association of Savings and Investments South Africa (ASISA) through its holdings company PSG Konsult Limited. The management of the portfolio is delegated to PSG Asset Management (Pty) Ltd, an authorised Financial Services Provider under the Financial Advisory and Intermediary Services Act 2002, FSP no 29524. PSG Asset Management (Pty) Ltd, PSG Collective Investments Limited and PSG Konsult Limited are subsidiaries of PSG Group Limited. PSG Collective Investments Limited and can be contacted on +27 (21) 799 8000; (toll free) 0800 600 168, via email [asset.management@psg.co.za](mailto:asset.management@psg.co.za).

**Conflict of Interest Disclosure**

The Fund may from time to time invest in a portfolio managed by a related party. PSG Collective Investments Limited or the fund manager may negotiate a discount in fees charged by the underlying portfolio. All discounts negotiated are re-invested in the Fund for the benefit of the investors. Neither PSG Collective Investments Limited nor PSG Asset Management retains any portion of such discount for their own accounts. The fund manager may use the brokerage services of a related party, PSG Securities Ltd.

**Trustee**

The Standard Bank of South Africa Limited, Main Tower, Standard Bank Centre, 2 Hertzog Boulevard, Cape Town, 8001. Tel: 021 401 2443. Email: [compliance-PSG@standardbank.co.za](mailto:compliance-PSG@standardbank.co.za).

**Additional information**

Additional information is available free of charge on the website [www.psg.co.za/asset-management](http://www.psg.co.za/asset-management) and may include publications, brochures, application forms and annual reports.

### FUND FACTS

Sector	South African - Interest Bearing - Money Market
Benchmark	South African - Interest Bearing - Money Market Mean
Regulation 28 compliant	Yes
Fund Manager	Heinrich Dietzsch
Launch Date	19 October 1998
Fund Size	2 822 597 101
Month end NAV Price	100.00
Minimum Investment	R25000 lump sum
Distribution Frequency	Monthly
Annual Management Fee % (incl. VAT)	0.57
Total Expense Ratio % (incl. VAT)	0.59
Latest Distribution (cpu) 30 September 15	0.5213c

31 Aug 15 - 0.5387c; 31 July 15 - 0.5283c; 30 June 15 - 0.5067c; 31 May 15 - 0.5287c; 30 Apr 15 - 0.5106c; 31 Mar 15 - 5346c; 28 Feb 15 - 0.4809c; 31 Jan 15 - 0.5371c; 31 Dec 14 - 0.5309c; 30 Nov 14 - 0.5149c; 31 Oct 14 - 0.5184c; 30 Sep 14 - 0.4989c

The PSG Money Market Fund Class A has a Total Expense Ratio (TER) as listed above. For the period from 1 October 2014 to 30 September 2015 on an annualised basis, the above percentages of the average Net Asset Value of the portfolio was incurred as charges, levies and fees.

### FUND CHARACTERISTICS

This fund invests in interest-bearing instruments with a maturity of less than 13 months. These are cash deposits and highly liquid fixed interest securities. The fund aims to preserve capital and provide a steady income yield with high liquidity. Investors in this fund should experience no market fluctuations, wish to ensure that their capital remains intact over even the shortest term and there is no suggested minimum period.

### RISK CLASSIFICATION



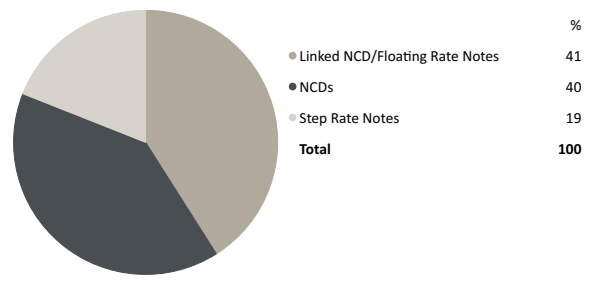
### INVESTMENT OBJECTIVE

The fund aims to provide capital security, a steady income yield and high liquidity.

### INVESTMENT POLICY

The investment objective of the portfolio is to provide a medium whereby investors can obtain undivided participation in a diversified portfolio of such money market instruments as defined from time to time. The primary performance objective of the portfolio is to obtain as high a level of current income as is consistent with capital preservation and liquidity. Capital gains will be of an incidental nature. The portfolio will comply with legislation governing retirement funding.

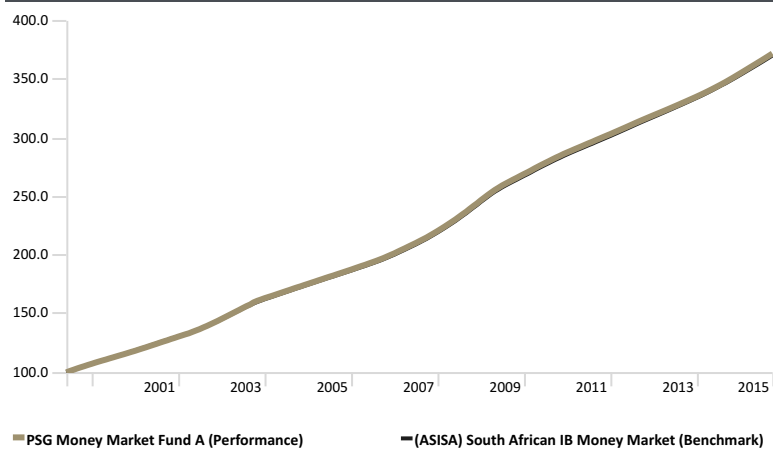
### ASSET ALLOCATION



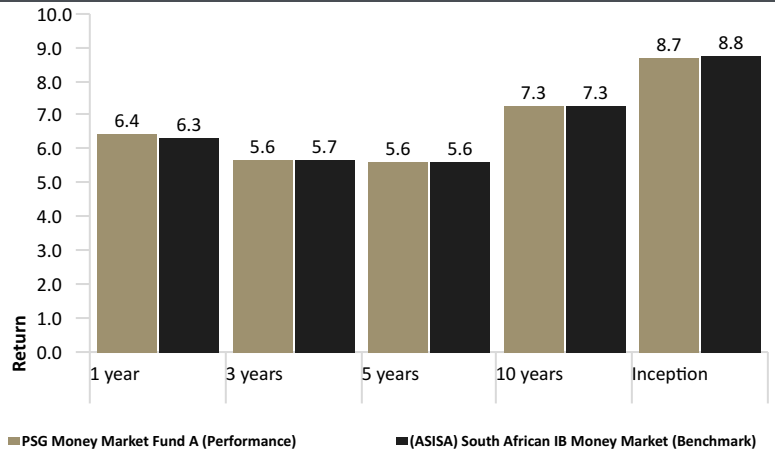
### TOP EXPOSURES

- Nedbank Ltd
- Firststrand Bank Ltd
- Standard Bank Ltd
- Absa Bank Ltd
- Investec Bank Ltd
- Capitec Bank Ltd
- Barloworld Ltd
- Landbank Ltd
- Mercedes Benz SA Ltd
- Transnet Soc Ltd

### HOW THE FUND HAS PERFORMED SINCE 19 October 1998 (Cumulative)



### ANNUALISED PERFORMANCE % (after fees)



### Performance Statistics

	2014	2013	2012	2011	2010	2009	2008	2007	2006	2005	2004	2003	2002	2001	2000	1999
Return	5.86	4.99	5.31	5.45	6.84	9.08	11.91	9.46	7.38	6.94	7.49	12.21	11.53	10.24	10.33	14.41
Best Month	0.53	0.43	0.46	0.48	0.65	0.95	1.07	0.86	0.69	0.60	0.65	1.19	1.11	0.89	0.94	1.44
Worst Month	0.40	0.37	0.40	0.42	0.48	0.59	0.83	0.66	0.51	0.52	0.55	0.66	0.70	0.73	0.76	0.91

**Who should invest in the PSG Money Market Fund?**

The fund is suitable for investors who:

- seek capital stability, interest income and high liquidity through a low-risk investment
- need an interim investment vehicle or 'parking bay' for surplus funds
- focus on a short- to medium-term investment horizon

**Money Market**

The PSG Money Market Fund maintains a constant price and is targeted at a constant value. The quoted yield is calculated by annualizing the average 7 day yield. A money market portfolio is not a bank deposit account. The total return to the investor is made up of interest received and any gain or loss made on any particular instrument. In most cases the return will merely have the effect of increasing or decreasing the daily yield but in the case of abnormal losses it can have the effect of reducing the capital value of the portfolio.

**General information and risks**

Collective Investment Schemes in Securities (CIS) are generally medium to long-term investments. The value of participatory interests (units) or the investment may go down as well as up and past performance is not a guide to future performance. Fluctuations or movements in the exchange rates may cause the value of underlying international investments to go up or down. CIS are traded at ruling prices and can engage in borrowing and script lending. The Fund may borrow up to 10% of its market value to bridge insufficient liquidity. Where foreign securities are included in a portfolio, the portfolio is exposed to risks such as potential constraints on liquidity and the repatriation of funds; macroeconomic, political, foreign exchange, tax, settlement and potential limitations on the availability of market information. The portfolios may be capped at any time in order for them to be managed in accordance with their mandate. Excessive withdrawals from the portfolio may place the portfolio under liquidity pressures and in such circumstances a process of ring-fencing of withdrawal instructions and managed payouts over time may be followed. PSG Collective Investments Limited does not provide any guarantee either with respect to the capital or the return of the portfolio.

**Regulation 28**

The fund is managed according to Regulation 28 of the Pension Funds Act. The South African retirement fund industry is governed by the Pension Funds Act No. 24 of 1956. Regulation 28 of the Pension Funds Act prescribes the maximum limits in asset classes that an approved retirement fund may invest in. Exposures in excess of the limits will be corrected immediately, except where due to a change in the fair value or characteristic of an asset, e.g. market value fluctuations, in which case they will be corrected within a reasonable time period.

**Performance**

All performance data for a lump sum, net of fees, include income and assumes reinvestment of income on a NAV to NAV basis. Annualised performances show longer term performance rescaled over a 12 month period. Individual investor performance may differ as a result of initial fees, the actual investment date, the date of reinvestment and dividend withholding tax. Performance is calculated for the portfolio and individual investor performance may differ as a result thereof. The portfolio is valued at 15h00 daily. Income distributions are net of any applicable taxes. Actual annual figures are available to the investor on request. Prices are published daily and available on the website [www.psg.co.za/asset-management](http://www.psg.co.za/asset-management) and in the daily newspapers. Figures quoted are from Morningstar Inc.

**Pricing**

Forward pricing is used. Unit trust prices are calculated on a net asset value (NAV) basis, which is the market value of all assets in the Fund including income accruals less permissible deductions divided by the number of units in issue.

**Fees**

A schedule of fees and charges and maximum commissions is available on request from PSG Collective Investments Limited. Commission and incentives may be paid and, if so, are included in the overall costs. Different classes of Participatory Interest can apply to these portfolios and are subject to different fees, charges and possibly dividend withholding tax and will thus have differing performances.

**Total Expense Ratio Disclosure**

The TER is the percentage of the Fund's average assets under management that have been used to pay the Fund's operating expenses over the period as indicated on page 1. The TER includes the annual management fees that have been charged, VAT and other expenses. A higher TER ratio does not necessarily imply a poor return, nor does a low TER imply a good return. The current TER cannot be regarded as an indication of future TER's.

**Cut-off times**

The cut-off time for submitting investment transactions is 14h30 daily, with the exception of the **PSG Money Market Fund which is 11h00**.

**Company details**

PSG Collective Investments Limited is registered as a CIS Manager with the Financial Services Board, and a member of the Association of Savings and Investments South Africa (ASISA) through its holdings company PSG Konsult Limited. The management of the portfolio is delegated to PSG Asset Management (Pty) Ltd, an authorized Financial Services Provider under the Financial Advisory and Intermediary Services Act 2002, FSP no 29524. PSG Asset Management (Pty) Ltd, PSG Collective Investments Limited and PSG Konsult Limited are subsidiaries of PSG Group Limited. PSG Collective Investments Limited and can be contacted on +27 (21) 799 8000; (toll free) 0800 600 168, via email [asset.management@psg.co.za](mailto:asset.management@psg.co.za).

**Conflict of Interest Disclosure**

The Fund may from time to time invest in a portfolio managed by a related party. PSG Collective Investments Limited or the fund manager may negotiate a discount in fees charged by the underlying portfolio. All discounts negotiated are re-invested in the Fund for the benefit of the investors. Neither PSG Collective Investments Limited nor PSG Asset Management retains any portion of such discount for their own accounts. The fund manager may use the brokerage services of a related party, PSG Securities Ltd.

**Trustee**

The Standard Bank of South Africa Limited, Main Tower, Standard Bank Centre, 2 Hertzog Boulevard, Cape Town, 8001. Tel: 021 401 2443. Email: [compliance-PSG@standardbank.co.za](mailto:compliance-PSG@standardbank.co.za).

**Additional information**

Additional information is available free of charge on the website [www.psg.co.za/asset-management](http://www.psg.co.za/asset-management) and may include publications, brochures, application forms and annual reports.

### FUND FACTS


Sector	Global - Equity - General
Benchmark	MSCI World Free NR USD Index (in ZAR)
Regulation 28 compliant	No
Fund Managers	Greg Hopkins and Philipp Wörz
Fund Launch Date	3 May 2011
Fund Size (ZAR)	98 910 068
Month end NAV Price (cpu)	177.26
Minimum Investment	R2000 lump sum
Distribution Frequency	February
Latest Distribution (cpu) 28 Feb. 15	0.00c
Max. Adviser Fee % (incl. VAT)	2.28
Annual Management Fee % (incl. VAT)	0.86
Total Expense Ratio % (incl. VAT)	2.39

The PSG Global Equity Feeder Fund Class A has a Total Expense Ratio (TER) as listed above. For the period from 1 October 2014 to 30 September 2015 on an annualised basis, the above percentages of the average Net Asset Value of the portfolio was incurred as charges, levies and fees. The Annual Management Fee of the PSG Global Equity Sub-Fund is included in the TER.

### FUND CHARACTERISTICS

This fund feeds all investments directly to the PSG Global Equity Sub-Fund, a fund which invests solely in equities. This fund aims to produce the highest real (above inflation) returns over the long-term. The fund sits at the top end of the risk/return spectrum and investors should be comfortable with stock market fluctuations and should have an investment horizon of at least four years. Please refer to the Minimum Disclosure Document of the PSG Global Equity Sub-Fund for full information on the fund.

### RISK CLASSIFICATION



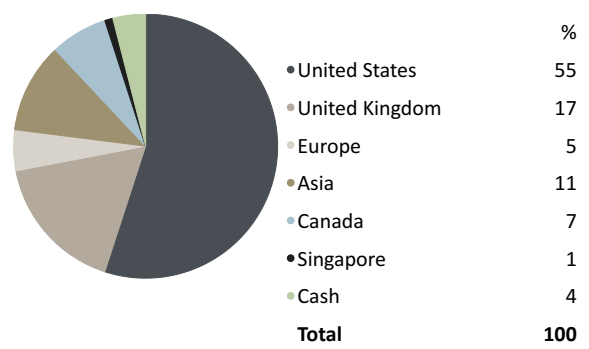
### INVESTMENT OBJECTIVE

The fund aims to outperform the average of the world's equity markets, as represented by the MSCI World Free NR USD Index (in ZAR) (the "Benchmark").

### INVESTMENT POLICY

The PSG Global Equity Feeder Fund is a Rand denominated Equity Feeder Fund, feeding solely into the PSG Global Equity Sub-Fund, denominated in US Dollars and a sub-fund of PSG Global Funds Sicav plc. The portfolio's investment strategy will attempt to reduce the comparative risk of loss over an investment period of four or more years. The portfolio aims to achieve capital growth over the long term, with the generation of income not being a main objective of the portfolio.

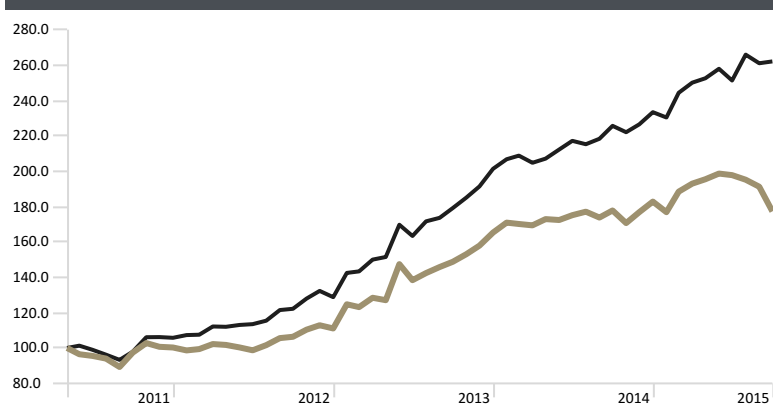
### REGIONAL ALLOCATION



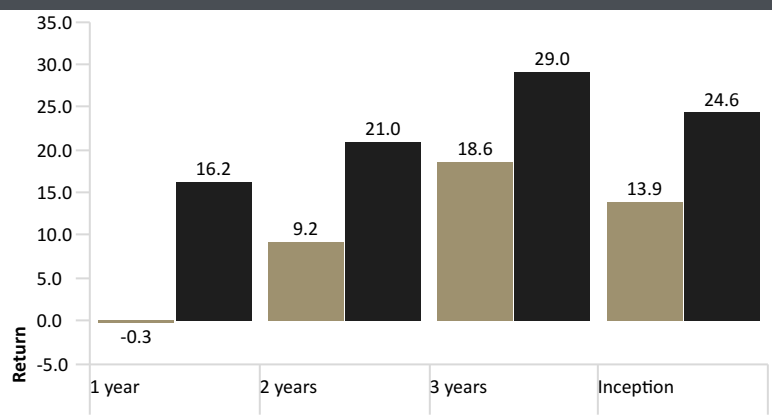
### TOP 10 EQUITY HOLDINGS

- Berkshire Hathaway Inc
- Markel Corp
- Brookfield Asset Management Inc
- J Sainsbury plc
- JP Morgan Chase & Co
- Capital One Financial Corp
- Microsoft Corp
- National Grid plc
- Cisco Systems Inc
- HSBC Holdings plc

### HOW THE FUND HAS PERFORMED SINCE 3 May 2011 (Cumulative)



### ANNUALISED PERFORMANCE % (after fees)



■ PSG Global Equity Feeder Fund A (Performance) ■ MSCI World Free NR USD (Benchmark)

### Performance Statistics

	2014	2013	2012
Return	10.59	48.83	10.74
Best Month	3.62	16.04	3.91
Worst Month	-4.02	-6.15	-1.65

**Who should invest in the PSG Global Equity Feeder Fund?**

The fund is suitable for investors who:

- seek an equity-focused portfolio that has outstanding growth potential
- aim to maximise potential returns within a moderate risk investment
- focus on a long-term investment horizon

**Feeder Fund**

A Feeder Fund is a portfolio which, apart from assets in liquid form, invests in a single portfolio of a collective investment scheme, which levies its own charges and which could result in a higher fee structure for the feeder fund.

**General information and risks**

Collective Investment Schemes in Securities (CIS) are generally medium to long-term investments. The value of participatory interests (units) or the investment may go down as well as up and past performance is not a guide to future performance. Fluctuations or movements in the exchange rates may cause the value of underlying international investments to go up or down. CIS are traded at ruling prices and can engage in borrowing and script lending. The Fund may borrow up to 10% of its market value to bridge insufficient liquidity. Where foreign securities are included in a portfolio, the portfolio is exposed to risks such as potential constraints on liquidity and the repatriation of funds; macroeconomic, political, foreign exchange, tax, settlement and potential limitations on the availability of market information. The portfolios may be capped at any time in order for them to be managed in accordance with their mandate. Excessive withdrawals from the portfolio may place the portfolio under liquidity pressures and in such circumstances a process of ring-fencing of withdrawal instructions and managed payouts over time may be followed. PSG Collective Investments Limited does not provide any guarantee either with respect to the capital or the return of the portfolio.

**Performance**

All performance data for a lump sum, net of fees, include income and assumes reinvestment of income on a NAV to NAV basis. Annualised performances show longer term performance rescaled over a 12 month period. Individual investor performance may differ as a result of initial fees, the actual investment date, the date of reinvestment and dividend withholding tax. Performance is calculated for the portfolio and individual investor performance may differ as a result thereof. The portfolio is valued at 15h00 daily. Income distributions are net of any applicable taxes. Actual annual figures are available to the investor on request. Prices are published daily and available on the website [www.psg.co.za/asset-management](http://www.psg.co.za/asset-management) and in the daily newspapers. Figures quoted are from Morningstar Inc.

**Pricing**

Forward pricing is used. Unit trust prices are calculated on a net asset value (NAV) basis, which is the market value of all assets in the Fund including income accruals less permissible deductions divided by the number of units in issue.

**Fees**

A schedule of fees and charges and maximum commissions is available on request from PSG Collective Investments Limited. Commission and incentives may be paid and, if so, are included in the overall costs. Different classes of Participatory Interest can apply to these portfolios and are subject to different fees, charges and possibly dividend withholding tax and will thus have differing performances.

**Total Expense Ratio Disclosure**

The TER is the percentage of the Fund's average assets under management that have been used to pay the Fund's operating expenses over the period as indicated on page 1. The TER includes the annual management fees that have been charged, VAT and other expenses. A higher TER ratio does not necessarily imply a poor return, nor does a low TER imply a good return. The current TER cannot be regarded as an indication of future TER's.

**Cut-off times**

The cut-off time for submitting investment transactions is 14h30 daily, with the exception of the PSG Money Market Fund which is 11h00.

**Company details**

PSG Collective Investments Limited is registered as a CIS Manager with the Financial Services Board, and a member of the Association of Savings and Investments South Africa (ASISA) through its holdings company PSG Konsult Limited. The management of the portfolio is delegated to PSG Asset Management (Pty) Ltd, an authorised Financial Services Provider under the Financial Advisory and Intermediary Services Act 2002, FSP no 29524. PSG Asset Management (Pty) Ltd, PSG Collective Investments Limited and PSG Konsult Limited are subsidiaries of PSG Group Limited. PSG Collective Investments Limited and can be contacted on +27 (21) 799 8000; (toll free) 0800 600 168, via email [asset.management@psg.co.za](mailto:asset.management@psg.co.za).

**Conflict of Interest Disclosure**

The Fund may from time to time invest in a portfolio managed by a related party. PSG Collective Investments Limited or the fund manager may negotiate a discount in fees charged by the underlying portfolio. All discounts negotiated are re-invested in the Fund for the benefit of the investors. Neither PSG Collective Investments Limited nor PSG Asset Management retains any portion of such discount for their own accounts. The fund manager may use the brokerage services of a related party, PSG Securities Ltd.



**Trustee**

The Standard Bank of South Africa Limited, Main Tower, Standard Bank Centre, 2 Hertzog Boulevard, Cape Town, 8001. Tel: 021 401 2443. Email: [compliance-PSG@standardbank.co.za](mailto:compliance-PSG@standardbank.co.za).

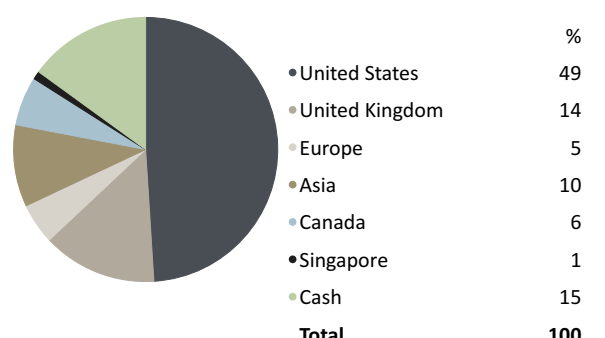
**Additional information**

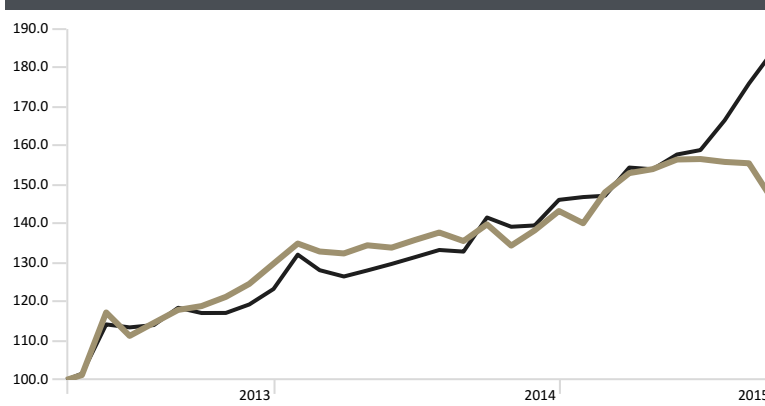
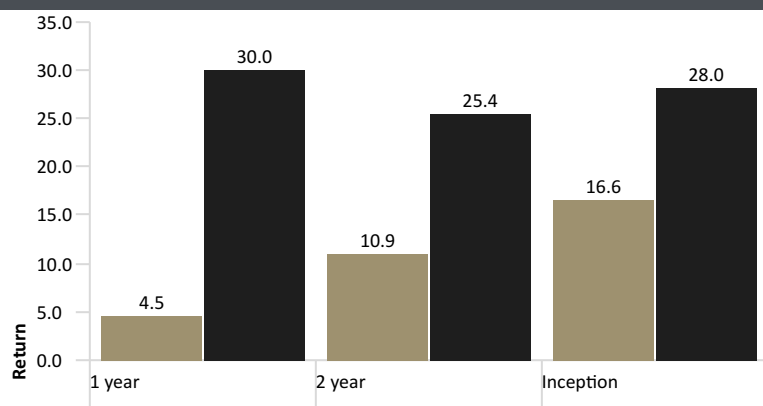
Additional information is available free of charge on the website [www.psg.co.za/asset-management](http://www.psg.co.za/asset-management) and may include publications, brochures, application forms and annual reports.



FUND FACTS		FUND CHARACTERISTICS
Sector	Global - Multi Asset - Flexible	This fund feeds all investments directly to the PSG Global Flexible Sub-Fund, a fund that currently invests across selected sectors of global equities, bonds or money market instruments. This fund has a flexible asset allocation mandate and equity exposure will be varied based on opportunity. Investors in this fund should be comfortable with stock market fluctuations and should have an investment horizon of at least four years. Please refer to the Minimum Disclosure Document of the PSG Global Flexible Sub-Fund for full information on the fund.
Benchmark	US Inflation +6%	
Regulation 28 compliant	No	
Fund Managers	Jan Mouton and Philipp Wörz	
Fund Launch Date	10 April 2013	
Fund Size (ZAR)	518 320 180	
Month end NAV Price (cpu)	146.23	
Minimum Investment	R2000 lump sum	
Distribution Frequency	February	
Latest Distribution (cpu)	28 Feb. 15 ; 28 Feb. 14	
Max. Adviser Fee % (incl. VAT)	2.28	<b>RISK CLASSIFICATION</b> 
Annual Management Fee % (incl. VAT)	0.86	
Total Expense Ratio % (incl. VAT)	2.03	
<small>The PSG Global Flexible Feeder Fund Class A has a Total Expense Ratio (TER) as listed above. For the period from 1 October 2014 to 30 September 2015 on an annualised basis, the above percentages of the average Net Asset Value of the portfolio was incurred as charges, levies and fees. The Annual Management Fee of the PSG Global Flexible Sub-Fund is included in the TER.</small>		
		<b>Investment Horizon</b> 

INVESTMENT OBJECTIVE	INVESTMENT POLICY
<p>The fund aims to achieve superior medium to long term capital growth through exposure to selected sectors of the global equity market, and/or bond market and/or money market.</p>	<p>The PSG Global Flexible Feeder Fund is a Rand denominated Feeder Fund, feeding solely into the PSG Global Flexible Sub-Fund, denominated in US Dollars and a sub-fund of PSG International Funds SICAV plc. The fund will mainly invest in equities, debt instruments or money market instruments and exposure will vary in accordance with changing markets and economic trends.</p>

REGIONAL ALLOCATION	TOP 10 EQUITY HOLDINGS
	<ul style="list-style-type: none"> <li>Berkshire Hathaway Inc</li> <li>Markel Corp</li> <li>J Sainsbury plc</li> <li>Brookfield Asset Management Inc</li> <li>Capital One Financial Corp</li> <li>JP Morgan Chase &amp; Co</li> <li>Microsoft Corp</li> <li>Cisco Systems Inc</li> <li>United Technologies Corp</li> <li>Softbank Corp</li> </ul>

HOW THE FUND HAS PERFORMED SINCE 10 April 2013 (Cumulative)	ANNUALISED PERFORMANCE % (after fees)
	
<p>■ PSG Global Flexible Feeder Fund A (Performance) ■ US CPI+6% (USD) (Benchmark)</p>	<p>■ PSG Global Flexible Feeder Fund A (Performance) ■ US CPI+6% (USD) (Benchmark)</p>

### Performance Statistics

	2014
Return	10.41
Best Month	3.97
Worst Month	-3.90

**Who should invest in the PSG Global Flexible Feeder Fund?**

The fund is suitable for investors who:

- want a managed solution in offshore markets
- want to diversify their holdings across the world
- focus on a medium- to long-term investment horizon

**Feeder Fund**

A Feeder Fund is a portfolio which, apart from assets in liquid form, invests in a single portfolio of a collective investment scheme, which levies its own charges and which could result in a higher fee structure for the feeder fund.

**General information and risks**

Collective Investment Schemes in Securities (CIS) are generally medium to long-term investments. The value of participatory interests (units) or the investment may go down as well as up and past performance is not a guide to future performance. Fluctuations or movements in the exchange rates may cause the value of underlying international investments to go up or down. CIS are traded at ruling prices and can engage in borrowing and script lending. The Fund may borrow up to 10% of its market value to bridge insufficient liquidity. Where foreign securities are included in a portfolio, the portfolio is exposed to risks such as potential constraints on liquidity and the repatriation of funds; macroeconomic, political, foreign exchange, tax, settlement and potential limitations on the availability of market information. The portfolios may be capped at any time in order for them to be managed in accordance with their mandate. Excessive withdrawals from the portfolio may place the portfolio under liquidity pressures and in such circumstances a process of ring-fencing of withdrawal instructions and managed payouts over time may be followed. PSG Collective Investments Limited does not provide any guarantee either with respect to the capital or the return of the portfolio.

**Performance**

All performance data for a lump sum, net of fees, include income and assumes reinvestment of income on a NAV to NAV basis. Annualised performances show longer term performance rescaled over a 12 month period. Individual investor performance may differ as a result of initial fees, the actual investment date, the date of reinvestment and dividend withholding tax. Performance is calculated for the portfolio and individual investor performance may differ as a result thereof. The portfolio is valued at 15h00 daily. Income distributions are net of any applicable taxes. Actual annual figures are available to the investor on request. Prices are published daily and available on the website [www.psg.co.za/asset-management](http://www.psg.co.za/asset-management) and in the daily newspapers. Figures quoted are from Morningstar Inc.

**Pricing**

Forward pricing is used. Unit trust prices are calculated on a net asset value (NAV) basis, which is the market value of all assets in the Fund including income accruals less permissible deductions divided by the number of units in issue.

**Fees**

A schedule of fees and charges and maximum commissions is available on request from PSG Collective Investments Limited. Commission and incentives may be paid and, if so, are included in the overall costs. Different classes of Participatory Interest can apply to these portfolios and are subject to different fees, charges and possibly dividend withholding tax and will thus have differing performances.

**Total Expense Ratio Disclosure**

The TER is the percentage of the Fund's average assets under management that have been used to pay the Fund's operating expenses over the period as indicated on page 1. The TER includes the annual management fees that have been charged, VAT and other expenses. A higher TER ratio does not necessarily imply a poor return, nor does a low TER imply a good return. The current TER cannot be regarded as an indication of future TER's.

**Cut-off times**

The cut-off time for submitting investment transactions is 14h30 daily, with the exception of the PSG Money Market Fund which is 11h00.

**Company details**

PSG Collective Investments Limited is registered as a CIS Manager with the Financial Services Board, and a member of the Association of Savings and Investments South Africa (ASISA) through its holdings company PSG Konsult Limited. The management of the portfolio is delegated to PSG Asset Management (Pty) Ltd, an authorised Financial Services Provider under the Financial Advisory and Intermediary Services Act 2002, FSP no 29524. PSG Asset Management (Pty) Ltd, PSG Collective Investments Limited and PSG Konsult Limited are subsidiaries of PSG Group Limited. PSG Collective Investments Limited and can be contacted on +27 (21) 799 8000; (toll free) 0800 600 168, via email [asset.management@psg.co.za](mailto:asset.management@psg.co.za).

**Conflict of Interest Disclosure**

The Fund may from time to time invest in a portfolio managed by a related party. PSG Collective Investments Limited or the fund manager may negotiate a discount in fees charged by the underlying portfolio. All discounts negotiated are re-invested in the Fund for the benefit of the investors. Neither PSG Collective Investments Limited nor PSG Asset Management retains any portion of such discount for their own accounts. The fund manager may use the brokerage services of a related party, PSG Securities Ltd.

**Trustee**

The Standard Bank of South Africa Limited, Main Tower, Standard Bank Centre, 2 Hertzog Boulevard, Cape Town, 8001. Tel: 021 401 2443. Email: [compliance-PSG@standardbank.co.za](mailto:compliance-PSG@standardbank.co.za).

**Additional information**

Additional information is available free of charge on the website [www.psg.co.za/asset-management](http://www.psg.co.za/asset-management) and may include publications, brochures, application forms and annual reports.

### FUND FACTS

Sector	Global - Multi Asset - Flexible
Benchmark	US Inflation +6%
Regulation 28 compliant	No
Fund Managers	Jan Mouton and Philipp Wörz
Fund Launch Date	10 April 2013
Fund Size (ZAR)	518 320 180
Month end NAV Price (cpu)	148.12
Minimum Investment	R2000 lump sum
Distribution Frequency	February
Latest Distribution (cpu)	28 Feb. 15 ; 28 Feb. 14
Max. Adviser Fee % (incl. VAT)	0.00c ; 0.00c
Annual Management Fee % (incl. VAT)	2.28
Total Expense Ratio % (incl. VAT)	0.29
	1.46

The PSG Global Flexible Feeder Fund Class B has a Total Expense Ratio (TER) as listed above. For the period from 1 October 2014 to 30 September 2015 on an annualised basis, the above percentages of the average Net Asset Value of the portfolio was incurred as charges, levies and fees. The Annual Management Fee of the PSG Global Flexible Sub-Fund is included in the TER.

### FUND CHARACTERISTICS

This fund feeds all investments directly to the PSG Global Flexible Sub-Fund, a fund that currently invests across selected sectors of global equities, bonds or money market instruments. The fund has a flexible asset allocation mandate and equity exposure will be varied based on opportunity. Investors in this fund should be comfortable with stock market fluctuations and should have an investment horizon of at least four years. Please refer to the Minimum Disclosure Document of the PSG Global Flexible Sub-Fund for full information on the fund.

### RISK CLASSIFICATION



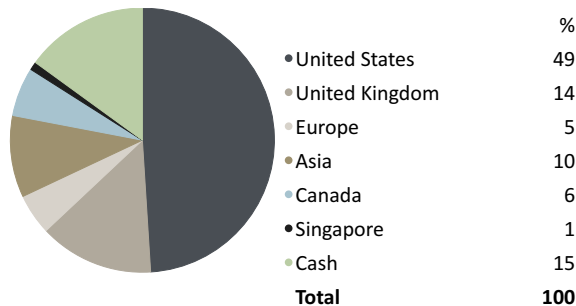
### INVESTMENT OBJECTIVE

The fund aims to achieve superior medium to long term capital growth through exposure to selected sectors of the global equity market, and/or bond market and/or money market.

### INVESTMENT POLICY

The PSG Global Flexible Feeder Fund is a Rand denominated Feeder Fund, feeding solely into the PSG Global Flexible Sub-Fund, denominated in US Dollars and a sub-fund of PSG International Funds SICAV plc. The fund will mainly invest in equities, debt instruments or money market instruments and exposure will vary in accordance with changing markets and economic trends.

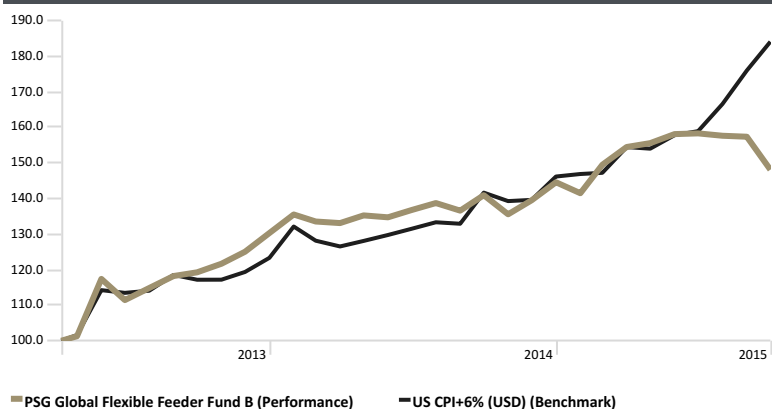
### REGIONAL ALLOCATION



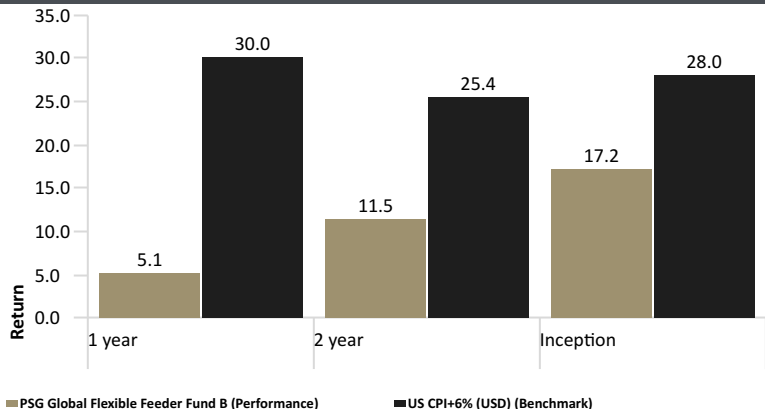
### TOP 10 EQUITY HOLDINGS

- Berkshire Hathaway Inc
- Markel Corp
- J Sainsbury plc
- Brookfield Asset Management Inc
- Capital One Financial Corp
- JP Morgan Chase & Co
- Microsoft Corp
- Cisco Systems Inc
- United Technologies Corp
- Softbank Corp

### HOW THE FUND HAS PERFORMED SINCE 10 April 2013 (Cumulative)



### ANNUALISED PERFORMANCE % (after fees)



### Performance Statistics

	2014
Return	10.97
Best Month	4.01
Worst Month	-3.82

**Who should invest in the PSG Global Flexible Feeder Fund?**

The fund is suitable for investors who:

- want a managed solution in offshore markets
- want to diversify their holdings across the world
- focus on a medium- to long-term investment horizon

**Feeder Fund**

A Feeder Fund is a portfolio which, apart from assets in liquid form, invests in a single portfolio of a collective investment scheme, which levies its own charges and which could result in a higher fee structure for the feeder fund.

**General information and risks**

Collective Investment Schemes in Securities (CIS) are generally medium to long-term investments. The value of participatory interests (units) or the investment may go down as well as up and past performance is not a guide to future performance. Fluctuations or movements in the exchange rates may cause the value of underlying international investments to go up or down. CIS are traded at ruling prices and can engage in borrowing and script lending. The Fund may borrow up to 10% of its market value to bridge insufficient liquidity. Where foreign securities are included in a portfolio, the portfolio is exposed to risks such as potential constraints on liquidity and the repatriation of funds; macroeconomic, political, foreign exchange, tax, settlement and potential limitations on the availability of market information. The portfolios may be capped at any time in order for them to be managed in accordance with their mandate. Excessive withdrawals from the portfolio may place the portfolio under liquidity pressures and in such circumstances a process of ring-fencing of withdrawal instructions and managed payouts over time may be followed. PSG Collective Investments Limited does not provide any guarantee either with respect to the capital or the return of the portfolio.

**Performance**

All performance data for a lump sum, net of fees, include income and assumes reinvestment of income on a NAV to NAV basis. Annualised performances show longer term performance rescaled over a 12 month period. Individual investor performance may differ as a result of initial fees, the actual investment date, the date of reinvestment and dividend withholding tax. Performance is calculated for the portfolio and individual investor performance may differ as a result thereof. The portfolio is valued at 15h00 daily. Income distributions are net of any applicable taxes. Actual annual figures are available to the investor on request. Prices are published daily and available on the website [www.psg.co.za/asset-management](http://www.psg.co.za/asset-management) and in the daily newspapers. Figures quoted are from Morningstar Inc.

**Pricing**

Forward pricing is used. Unit trust prices are calculated on a net asset value (NAV) basis, which is the market value of all assets in the Fund including income accruals less permissible deductions divided by the number of units in issue.

**Fees**

A schedule of fees and charges and maximum commissions is available on request from PSG Collective Investments Limited. Commission and incentives may be paid and, if so, are included in the overall costs. Different classes of Participatory Interest can apply to these portfolios and are subject to different fees, charges and possibly dividend withholding tax and will thus have differing performances.

**Total Expense Ratio Disclosure**

The TER is the percentage of the Fund's average assets under management that have been used to pay the Fund's operating expenses over the period as indicated on page 1. The TER includes the annual management fees that have been charged, VAT and other expenses. A higher TER ratio does not necessarily imply a poor return, nor does a low TER imply a good return. The current TER cannot be regarded as an indication of future TER's.

**Cut-off times**

The cut-off time for submitting investment transactions is 14h30 daily, with the exception of the PSG Money Market Fund which is 11h00.

**Company details**

PSG Collective Investments Limited is registered as a CIS Manager with the Financial Services Board, and a member of the Association of Savings and Investments South Africa (ASISA) through its holdings company PSG Konsult Limited. The management of the portfolio is delegated to PSG Asset Management (Pty) Ltd, an authorised Financial Services Provider under the Financial Advisory and Intermediary Services Act 2002, FSP no 29524. PSG Asset Management (Pty) Ltd, PSG Collective Investments Limited and PSG Konsult Limited are subsidiaries of PSG Group Limited. PSG Collective Investments Limited and can be contacted on +27 (21) 799 8000; (toll free) 0800 600 168, via email [asset.management@psg.co.za](mailto:asset.management@psg.co.za).

**Conflict of Interest Disclosure**

The Fund may from time to time invest in a portfolio managed by a related party. PSG Collective Investments Limited or the fund manager may negotiate a discount in fees charged by the underlying portfolio. All discounts negotiated are re-invested in the Fund for the benefit of the investors. Neither PSG Collective Investments Limited nor PSG Asset Management retains any portion of such discount for their own accounts. The fund manager may use the brokerage services of a related party, PSG Securities Ltd.

**Trustee**

The Standard Bank of South Africa Limited, Main Tower, Standard Bank Centre, 2 Hertzog Boulevard, Cape Town, 8001. Tel: 021 401 2443. Email: [compliance-PSG@standardbank.co.za](mailto:compliance-PSG@standardbank.co.za).

**Additional information**

Additional information is available free of charge on the website [www.psg.co.za/asset-management](http://www.psg.co.za/asset-management) and may include publications, brochures, application forms and annual reports.