

Investment objective (Summary of investment policy)

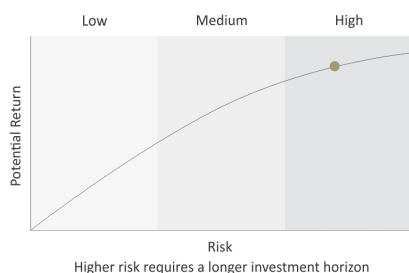
The PSG Wealth Creator Fund of Funds' investment objective is to achieve capital growth over the long term. Income is not the main objective. Investments will, apart from cash in liquid form, mainly consist of investments in equity markets (no more than 95%) via participatory interests in Collective Investment Schemes. The asset allocation will be actively managed to reflect the investment manager's view of the relative attractiveness of cash, fixed interest, equity portfolios and property markets.

Who should consider investing?

Specific Fund Risks: The fund sits at the top end of the risk/reward spectrum and investors should be comfortable with fluctuations in shares on stock markets and be prepared to accept the risk of capital loss. The portfolio is primarily invested in local and foreign equities. Equity valuations can be very volatile, especially over the short term. Property shares may be included in the portfolio which can carry the same risk as investing directly in real estate and is subject to economic and political conditions, interest rates and tax considerations. Offshore securities expose the portfolio to currency risk and currency movements may adversely affect the value of your investment. Investments may be concentrated in specific countries, geographical regions and/or industry sectors and may mean that the resulting value may decrease whilst portfolios more broadly invested might grow.

The fund is suitable for investors who:

- are seeking long-term wealth creation
- want exposure to equity markets and are comfortable with stock market fluctuations
- have a long-term investment horizon of at least five years

Risk/reward profile

Fund details

Inception Date	2017/03/02
Investment Advisor	Adriaan Pask
Fund size (ZAR)	R 7 890 758 082
ASISA sector	South African - Equity - General
Benchmark	(ASISA) South African EQ General Mean
Minimum investment	As per the platform minimum
Regulation 28 compliant	No

To invest

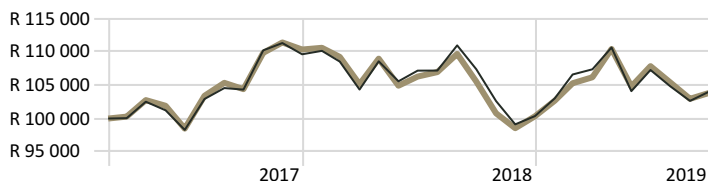
Speak to your financial adviser

The cut-off time for daily transactions is determined by the platform.

Cumulative long-term performance

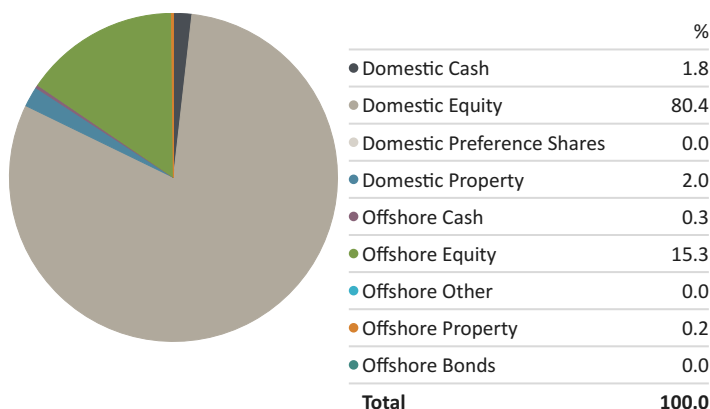
Time Period: 2017/03/02 to 2019/09/30

Currency: South African Rand



— PSG Wealth Creator FoF E 104 032.1 — (ASISA) South African EQ General Mean 103 836.5

Value of notional R100 000 invested on 02/03/2017 with all distributions reinvested on reinvestment date after fees. Investment performance is for illustrative purposes only.

Asset Allocation/investment exposure

Top 10 equity holdings (%)

As of Date: 30/09/2019

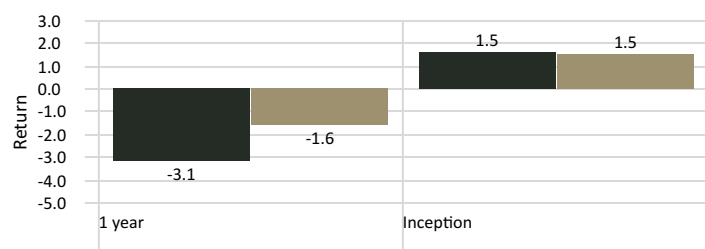
Naspers Ltd Class N	9.2
Anglo American plc	5.7
British American Tobacco plc	3.5
Sasol Ltd	2.9
Absa Group Ltd	2.4
Old Mutual Ltd	2.3
Standard Bank Group Ltd	2.3
BHP Group plc	2.0
Nedbank Group Ltd	2.0
MTN Group Ltd	1.4

Composition (%)

Coronation Equity Fund	16.0
Fairtree Equity Prescient Fund	18.4
Investec Equity Fund	18.0
Old Mutual Investors' Fund	15.6
Prudential Equity Fund	17.2
PSG Equity Fund	14.3
Cash & PSG Wealth Enhanced Interest Fund	0.5
Total	100.0

Annualised returns % (after fees)

As of Date: 2019/09/30



■ PSG Wealth Creator FoF E ■ (ASISA) South African EQ General Mean

Distribution history (cents per unit)

Distribution Frequency: Bi-annual	
31 August 2017	6.09
28 February 2018	15.80
31 August 2018	17.74
28 February 2019	26.05
31 August 2019	30.48

Rolling returns %


This chart shows you how the performance can vary over time. It is an indication of the distribution of historical rolling returns from the portfolio over each rolling 12-month period.

Fees

Adviser fees are negotiated between the client and adviser and is distinct from the other fees on this document.

Disclaimer

Collective Investment Schemes (CIS) in securities are generally medium to long-term investments. The value of participatory interests (units) or the investment may go down as well as up and past performance is not a guide to future performance. Fluctuations or movements in the exchange rates may cause the value of underlying international investments to go up or down. CIS are traded at ruling prices and can engage in borrowing and scrip lending. The Fund may borrow up to 10% of its market value to bridge insufficient liquidity. Where foreign securities are included in a portfolio, the portfolio is exposed to risks such as potential constraints on liquidity and the repatriation of funds, macroeconomic, political, foreign exchange, tax, settlement and potential limitations on the availability of market information. The portfolios may be capped at any time in order for them to be managed in accordance with their mandate. Excessive withdrawals from the portfolio may place the portfolio under liquidity pressures and in such circumstances a process of ring-fencing of withdrawal instructions and managed payouts over time may be followed. PSG Collective Investments (RF) Limited does not provide any guarantee either with respect to the capital or the return of the portfolio.

Fund of Funds

A Fund of Funds portfolio only invests in portfolios of other collective investment schemes, which levy their own charges, which could result in a higher fee structure for Fund of Funds portfolios.

Performance

All performance data for a lump sum, net of fees, includes income and assumes reinvestment of income on a NAV to NAV basis. Annualised performances show longer term performance rescaled over a 12-month period. Individual investor performance may differ as a result of initial fees, the actual investment date, the date of reinvestment and dividend withholding tax. Performance is calculated for the portfolio and individual investor performance may differ as a result thereof. The portfolio is valued at 15h00 daily. Income distributions are net of any applicable taxes. Actual annual figures are available to the investor on request. Prices are published daily and available on the website <https://www.psg.co.za/wealth/multi-management/wealth-solutions> and in the daily newspapers. Figures quoted are from Morningstar Inc.

Pricing

Forward pricing is used. Unit trust prices are calculated on a net asset value (NAV) basis, which is the market value of all assets in the Fund including income accruals less permissible deductions divided by the number of units in issue.

What is a total expense ratio?

The Total Expense Ratio (TER) is the annualised percentage of the fund's average assets under management that has been used to pay the fund's actual expenses over the past three years. This percentage of the average Net Asset Value (NAV) of the portfolio was incurred as charges, levies and fees related to the management of the portfolio. A higher TER ratio does not necessarily imply a poor return, nor does a low TER ratio imply a good return. The current TER cannot be regarded as an indication of future TERs. Part of the Annual Management Fee is payable to the financial intermediary. The sum of the TER and transaction costs is shown as the Total Investment Charge. Since fund returns are quoted after the deduction of these expenses, the TER and Transaction costs should not be deducted again from published returns. Due to rounding, numbers presented throughout this document may not add up precisely to the totals provided.

Total Investment Charge

Total Investment Charge annualised for the period 01/07/2016-30/06/2019

Total Expense Ratio % (incl. VAT)	1.96
<i>Annual Management Fee % (incl. VAT)</i>	<i>1.15</i>
<i>Other costs excl. transaction costs % (incl. VAT)</i>	<i>0.81</i>

Transaction costs % (incl. VAT)	0.28
--	-------------

Total Investment Charge % (incl. VAT)	2.24
--	-------------

Total Investment Charge

Total Investment Charge annualised for the period 01/07/2018-30/06/2019

Total Expense Ratio % (incl. VAT)	1.91
<i>Annual Management Fee % (incl. VAT)</i>	<i>1.15</i>
<i>Other costs excl. transaction costs % (incl. VAT)</i>	<i>0.76</i>

Transaction costs % (incl. VAT)	0.30
--	-------------

Total Investment Charge % (incl. VAT)	2.21
--	-------------

Transaction costs

Transaction costs are shown separately and are a necessary cost in administering the Financial Product and impacts Financial Product returns. Transaction costs should not be considered in isolation as returns may be affected by many other factors over time including market returns, the type of Financial Product, the investment decisions of the investment manager and the TER.

Fees

A schedule of fees and charges and maximum commissions is available on request from PSG Collective Investments (RF) Limited. Commission and incentives may be paid and, if so, are included in the overall costs. Different classes of Participatory Interest can apply to these portfolios and are subject to different fees, charges and possibly dividend withholding tax and will thus have differing performances.

Company details

PSG Multi-Management (Pty) Ltd is the investment advisor to the fund manager, PSG Wealth Financial Planning (Pty) Ltd. Both are registered financial services providers under the Financial Advisory and Intermediary Services Act. PSG Collective Investments (RF) Limited is registered as a CIS Manager with the Financial Sector Conduct Authority, and a member of the Association of Savings and Investments South Africa (ASISA) through its holding company PSG Konsult Limited. PSG Collective Investments (RF) Ltd retains full responsibility for the third-party named portfolios. PSG Multi-Management (Pty) Ltd, PSG Wealth Financial Planning (Pty) Ltd and PSG Collective Investments (RF) Limited are subsidiaries of PSG Konsult Limited.

Conflict of Interest Disclosure

The Fund may from time to time invest in a portfolio managed by a related party. PSG Collective Investments (RF) Limited or the fund manager may negotiate a discount in fees charged by the underlying portfolio. All discounts negotiated are reinvested in the Fund for the benefit of the investors. Neither PSG Collective Investments (RF) Limited nor PSG Multi-Management (Pty) Ltd retains any portion of such discount for their own accounts.

Trustee

The Standard Bank of South Africa Limited, Main Tower, Standard Bank Centre, 2 Hertzog Boulevard, Cape Town, 8001. Tel: +27 (21) 401 2443. Email: compliance-PSG@standardbank.co.za.

Additional information

Additional information is available free of charge on the website <https://www.psg.co.za/wealth/multi-management/wealth-solutions> and may include publications, brochures, forms and annual reports.

Due to rounding, numbers presented throughout this document may not add up precisely to the totals provided.