



PSG WEALTH ENHANCED INTEREST FUND OF FUNDS
QUANTITATIVE OVERVIEW

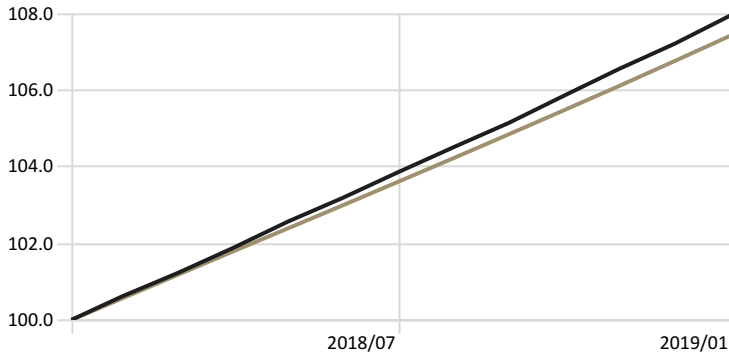


Executive Summary

- Money Market instruments providing a high income yield and a very high degree of capital stability.
- Investors seeking interest in excess of that provided by money market funds or cash.
- Investors who want to draw a monthly income stream without consuming capital.
- Benchmark = ASISA SA Interest Bearing Money Market

1 Year Investment Growth

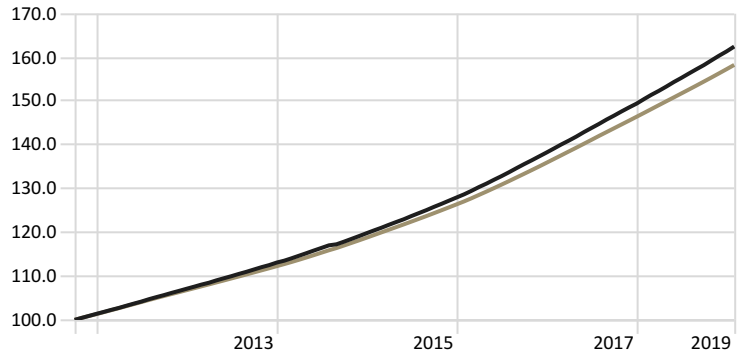
Time Period: 2018/02/01 to 2019/01/31



PSG Wealth Enhanced Interest D 107.96 (ASISA) South African IB Money Market 107.43

Investment Growth since inception

Time Period: Since Common Inception (2011/10/04) to 2019/01/31

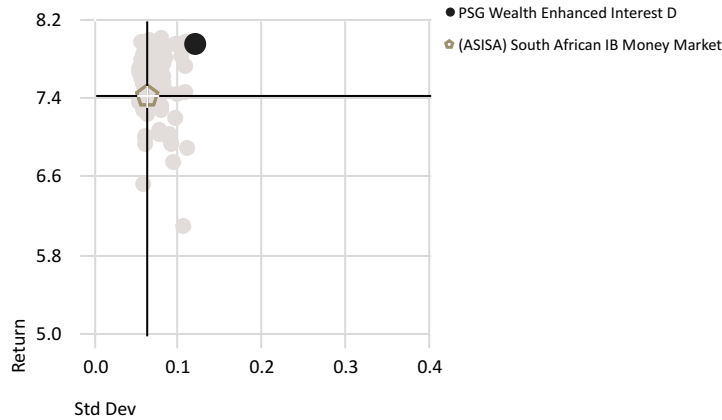


PSG Wealth Enhanced Interest D 162.50 (ASISA) South African IB Money Market 158.30

1 Year Risk-Reward

Time Period: 2018/02/01 to 2019/01/31

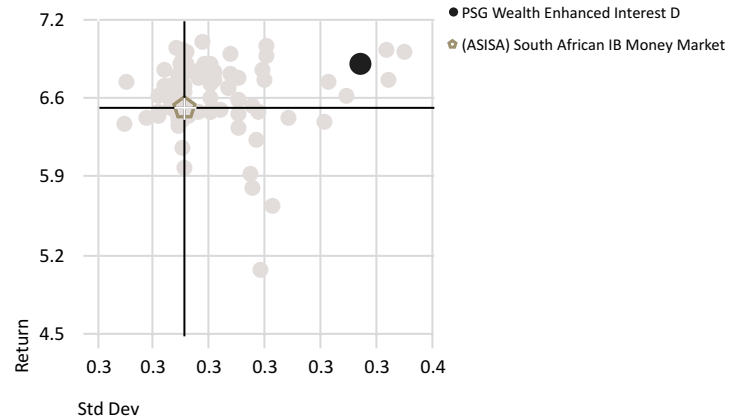
Peer Group (5-95%): Open End Funds - ASISA Sector (South Africa) - (ASISA) South African IB Money Market



Risk-Reward since inception

Time Period: Since Common Inception (2011/11/01) to 2019/01/31

Peer Group (5-95%): Open End Funds - ASISA Sector (South Africa) - (ASISA) South African IB Money Market



Performance since inception

Time Period: Since Common Inception (2011/11/01) to 2019/01/31

	Return	Std Dev	Excess Return	Sharpe Ratio	Best Month	Worst Month
PSG Wealth Enhanced Interest D	6.86	0.34	0.39	2.57	0.72	0.21
(ASISA) South African IB Money Market	6.47	0.29	0.00	0.37	0.65	0.38

1 Year Performance

Time Period: 2018/02/01 to 2019/01/31

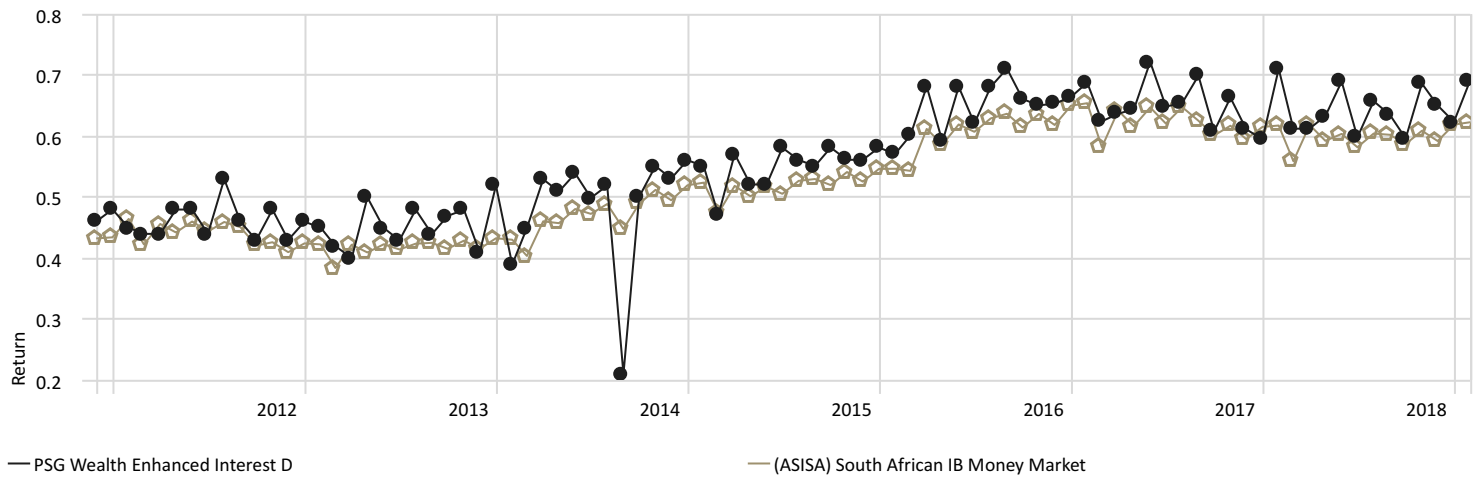
	Return	Std Dev	Excess Return	Sharpe Ratio	Best Month	Worst Month
PSG Wealth Enhanced Interest D	7.96	0.12	0.53	5.64	0.69	0.60
(ASISA) South African IB Money Market	7.43	0.06	0.00	2.28	0.62	0.56



1 Month Rolling Returns

Time Period: Since Common Inception (2011/11/01) to 2019/01/31

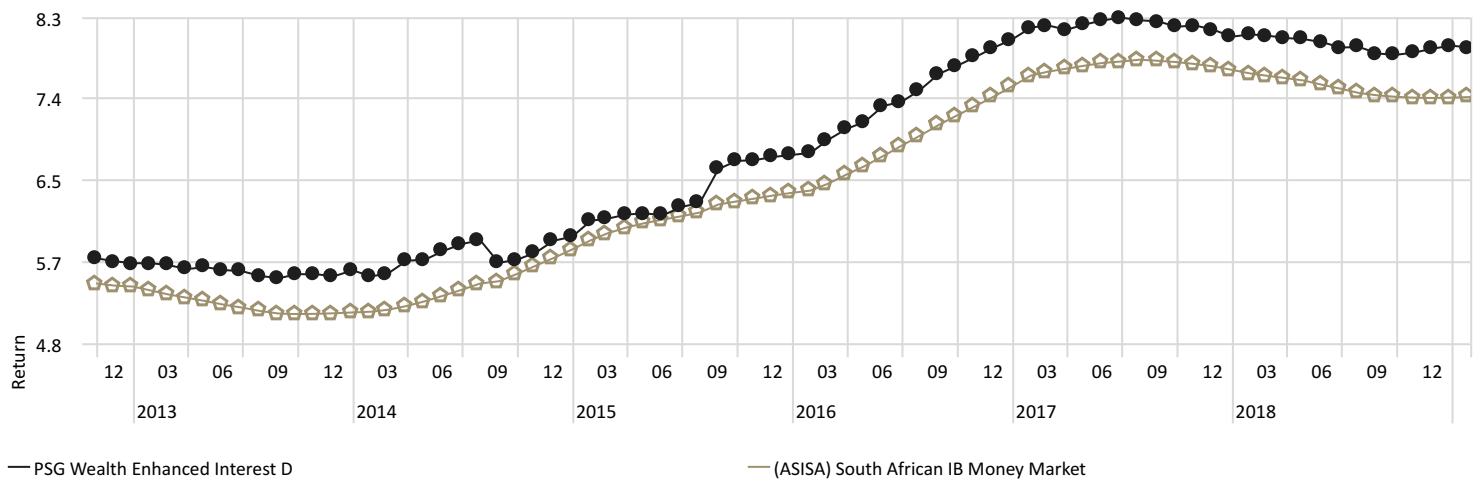
Rolling Window: 1 Month 1 Month shift



1 Year Rolling Returns

Time Period: Since Common Inception (2011/11/01) to 2019/01/31

Rolling Window: 1 Year 1 Month shift

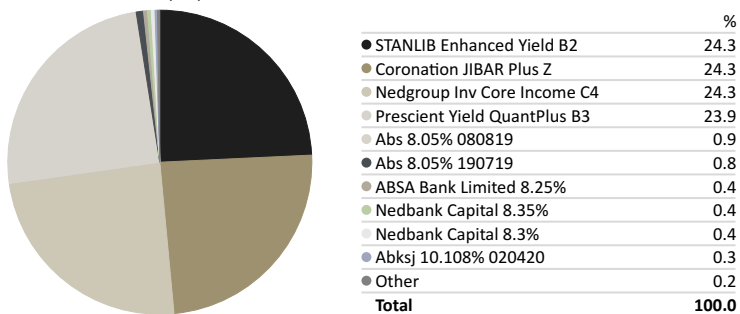


Size, Fees & Sector

	Inception Date	Fund Size	Management Fee	Total Expense Ratio	ASISA Sector
PSG Wealth Enhanced Interest D	2011/10/03	3 287 896 489.00	0.46	0.48	(ASISA) South African IB Short Term

PSG Wealth Enhanced Interest D - Portfolio Holdings

Portfolio Date: 2018/12/31



PSG Wealth Enhanced Interest D - Asset Allocation

Portfolio Date: 2018/12/31

