

PSG WEALTH GLOBAL CREATOR FUND OF FUNDS
QUANTITATIVE OVERVIEW



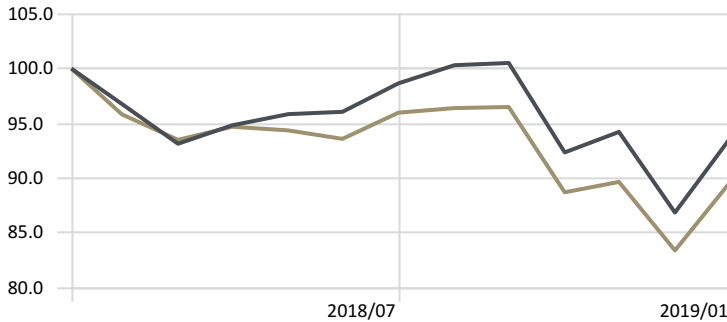
Fund overview:

- A portfolio that may be constructed with multiple region global equities according to an amalgamated houseview for aggressive investors
- Investors seeking long-term wealth creation
- Investors should be comfortable with market and currency fluctuations i.e. short-term volatility
- Benchmark = EAA Fund Global Large-Cap Blend Equity
- Base currency = US Dollar

1 Year Investment Growth

Time Period: 2018/02/01 to 2019/01/31

Currency: US Dollar

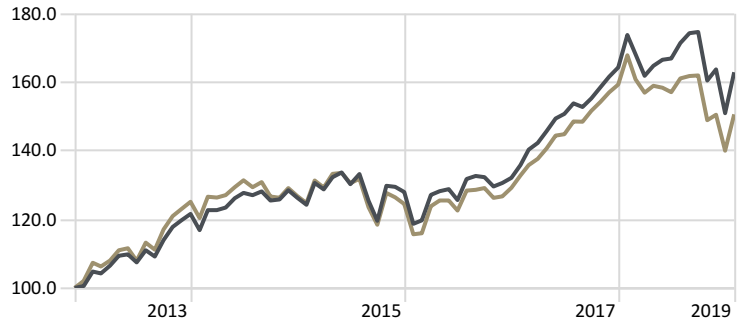


PSG Wealth Global Creator FoF D 93.8 EAA Fund Global Large-Cap Blend Equity 89.7

Growth since inception

Time Period: 2012/12/01 to 2019/01/31

Currency: US Dollar

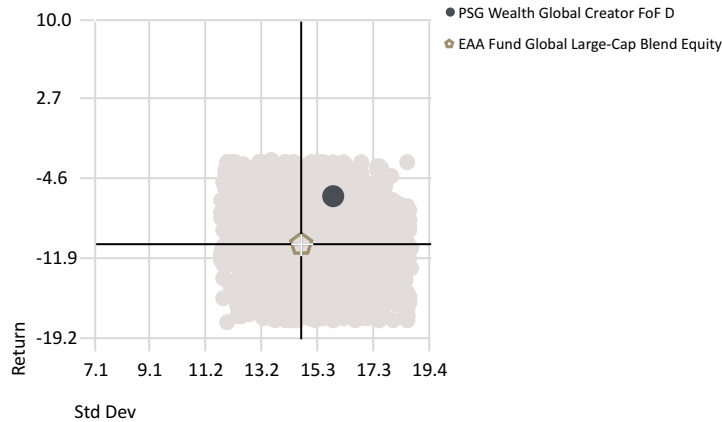


PSG Wealth Global Creator FoF D 162.9 EAA Fund Global Large-Cap Blend Equity 150.6

1 Year Risk-Reward

Time Period: 2018/02/01 to 2019/01/31

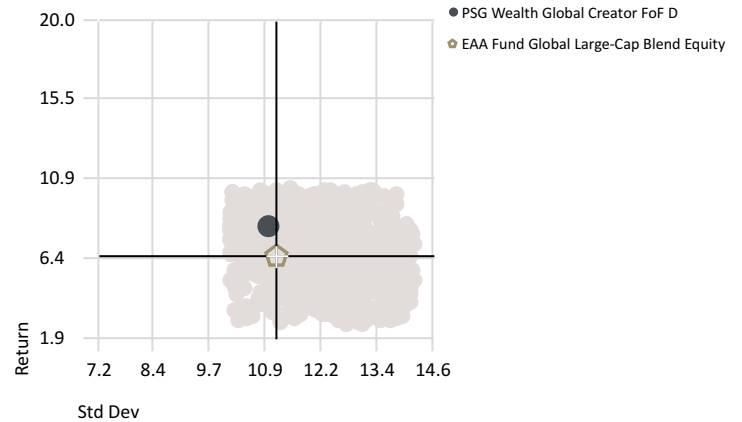
Peer Group (5-95%): Open End Funds - Europe/Africa/Asia - Global Large-Cap Blend Equity Currency: US Dollar



Risk-Reward since inception

Time Period: Since Common Inception (2012/12/01) to 2019/01/31

Peer Group (5-95%): Open End Funds - Europe/Africa/Asia - Global Large-Cap Blend Equity Currency: US Dollar



Performance since inception

Time Period: Since Common Inception (2012/12/01) to 2019/01/31 Currency: US Dollar

	Return	Std Dev	Excess Return	Sharpe Ratio	Worst Quarter	Worst Month
PSG Wealth Global Creator FoF D	8.24	10.99	1.70	0.50	-13.57	-8.11
EAA Fund Global Large-Cap Blend Equity	6.54	11.17	0.00	0.40	-13.62	-8.21

1 Year Performance

Time Period: 2018/02/01 to 2019/01/31 Currency: US Dollar

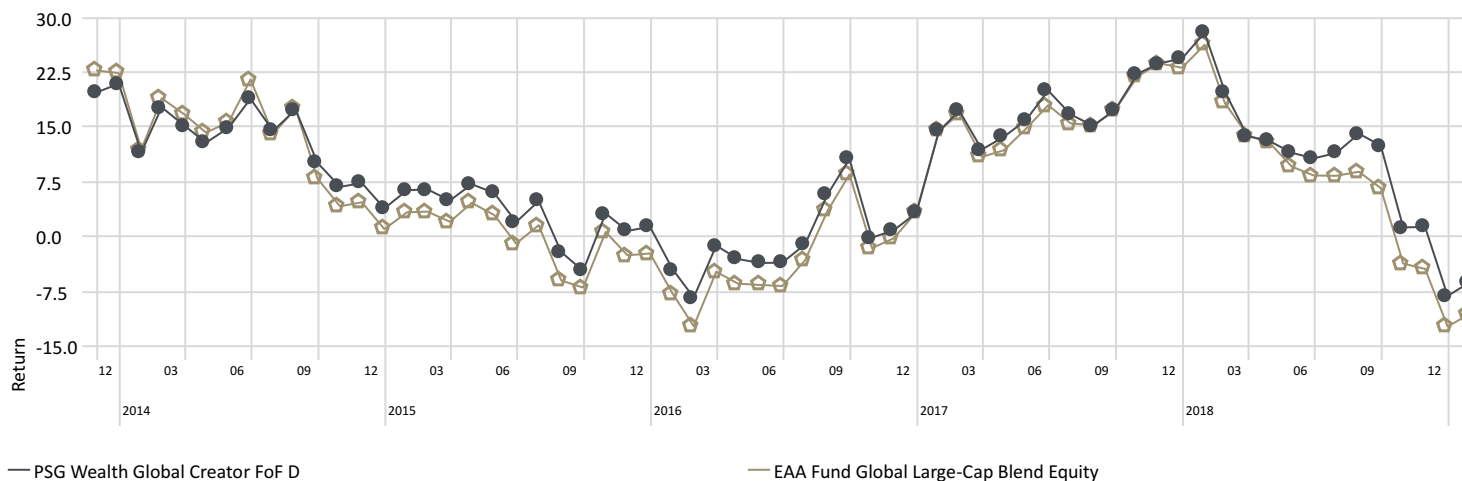
	Return	Std Dev	Excess Return	Sharpe Ratio	Worst Quarter	Worst Month
PSG Wealth Global Creator FoF D	-6.25	15.85	4.32	-0.15	-13.57	-8.11
EAA Fund Global Large-Cap Blend Equity	-10.57	14.65	0.00	-0.43	-13.62	-8.21



1 Year Rolling Returns

Time Period: Since Common Inception (2012/12/01) to 2019/01/31

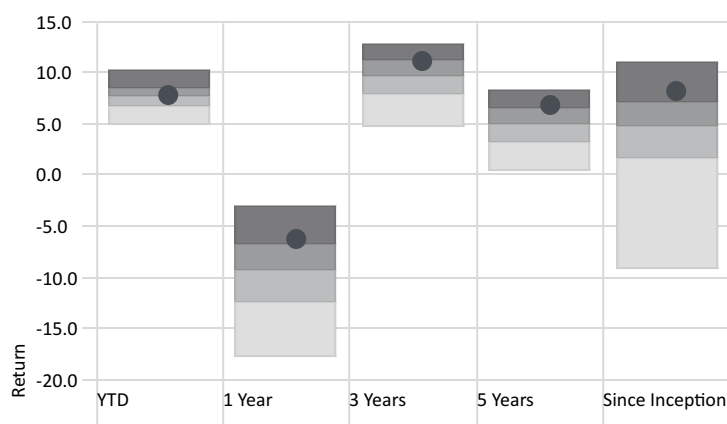
Currency: US Dollar Rolling Window: 1 Year 1 Month shift



Performance Relative to Peer Group

Peer Group (5-95%): Open End Funds - Europe/Africa/Asia - Global Large-Cap Blend Equity Currency: US Dollar

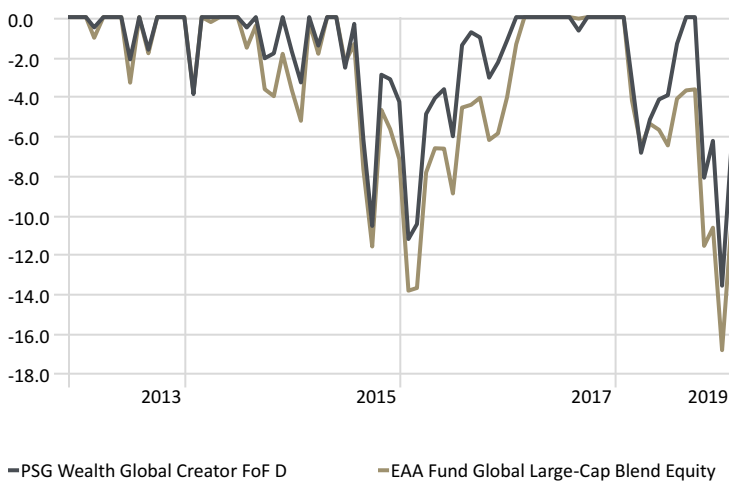
■ Top Quartile ■ 2nd Quartile ■ 3rd Quartile ■ Bottom Quartile



Drawdown

Time Period: Since Common Inception (2012/12/01) to 2019/01/31

Currency: US Dollar

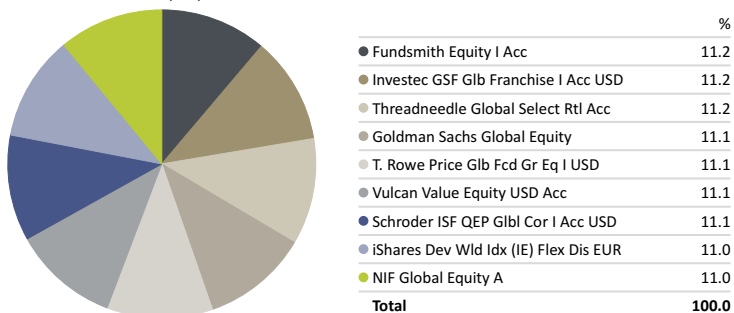


Size, Fees & Sector

	Inception Date	Fund Size	Base Currency	Morningstar Category
PSG Wealth Global Creator FoF D	2012/11/06	459 095 924	US Dollar	EAA Fund Global Large-Cap Blend Equity

PSG Wealth Global Creator FoF D - Portfolio Holdings

Portfolio Date: 2018/12/31



PSG Wealth Global Creator FoF D - Asset Allocation

Portfolio Date: 2018/12/31

