

PSG WEALTH GLOBAL FLEXIBLE FUND OF FUNDS (GBP)
QUANTITATIVE OVERVIEW



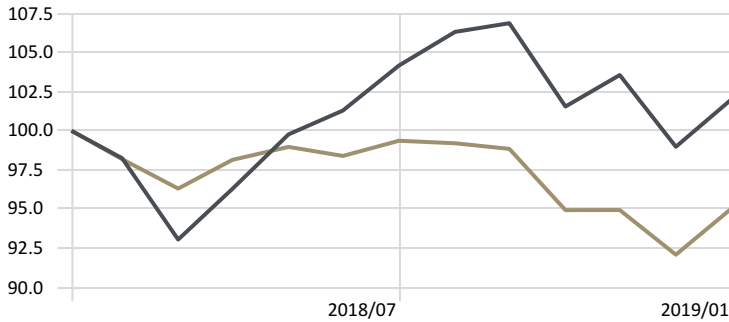
Fund overview:

- A portfolio that may be constructed with multiple region global unconstrained multi asset funds according to an amalgamated houseview for moderate to aggressive investors
- Investors seeking an unconstrained global multi asset portfolio aiming to generate long-term wealth
- Investors should be comfortable with market and currency fluctuations i.e. short-term volatility
- Benchmark = EAA Fund GBP Flexible Allocation
- Base currency = Pound Sterling

1 Year Investment Growth

Time Period: 2018/02/01 to 2019/01/31

Currency: Pound Sterling

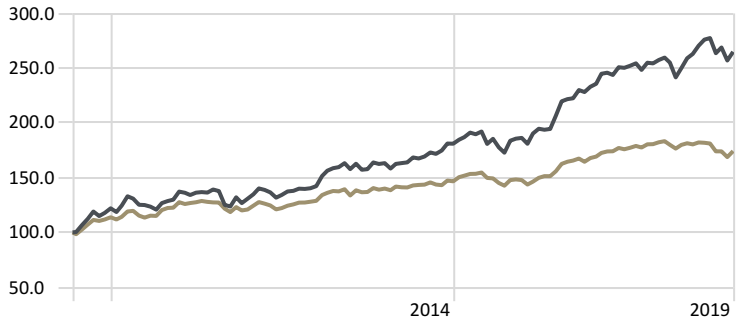


PSG Wealth Global Flexible FoF (GBP) D 102.0 EAA Fund GBP Flexible Allocation 95.1

Investment Growth since common inception

Time Period: Since Common Inception (2009/06/12) to 2019/01/31

Currency: Pound Sterling

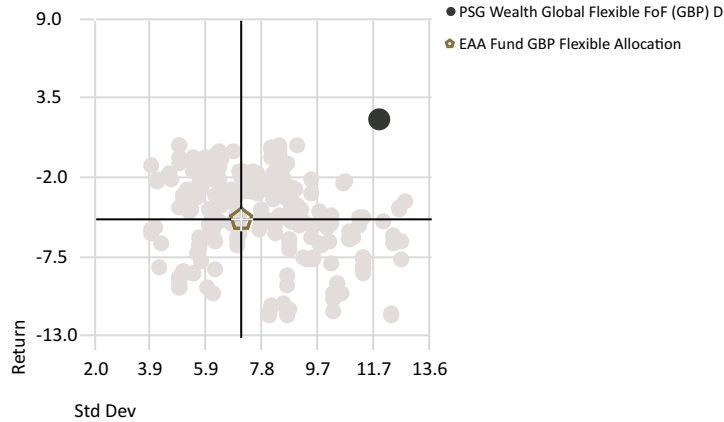


PSG Wealth Global Flexible FoF (GBP) D 264.9 EAA Fund GBP Flexible Allocation 174.3

1 Year Risk-Reward

Time Period: 2018/02/01 to 2019/01/31

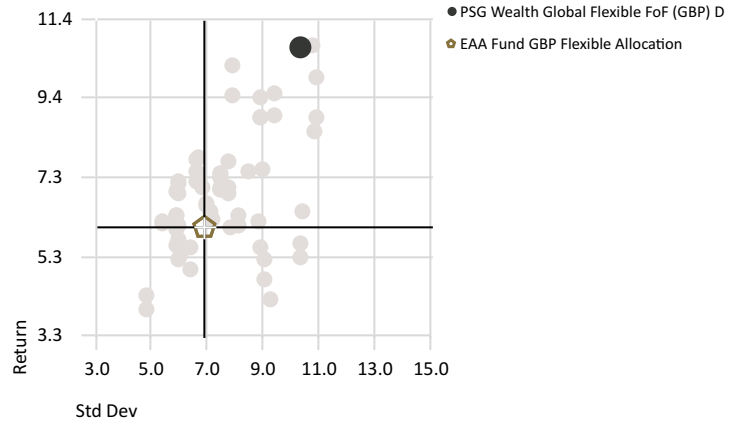
Peer Group (5-95%): Open End Funds - Europe/Africa/Asia - GBP Flexible Allocation Currency: Pound Sterling



Risk-Reward since inception

Time Period: Since Common Inception (2009/07/01) to 2019/01/31

Peer Group (5-95%): Open End Funds - Europe/Africa/Asia - GBP Flexible Allocation Currency: Pound Sterling



Performance since inception

Time Period: Since Common Inception (2009/07/01) to 2019/01/31 Currency: Pound Sterling

	Return	Std Dev	Excess Return	Sharpe Ratio	Max Drawdown	Worst Month
PSG Wealth Global Flexible FoF (GBP) D	10.66	10.35	4.60	0.47	-11.14	-9.19
EAA Fund GBP Flexible Allocation	6.06	6.91	0.00	0.15	-8.14	-4.54

1 Year Performance

Time Period: 2018/02/01 to 2019/01/31 Currency: Pound Sterling

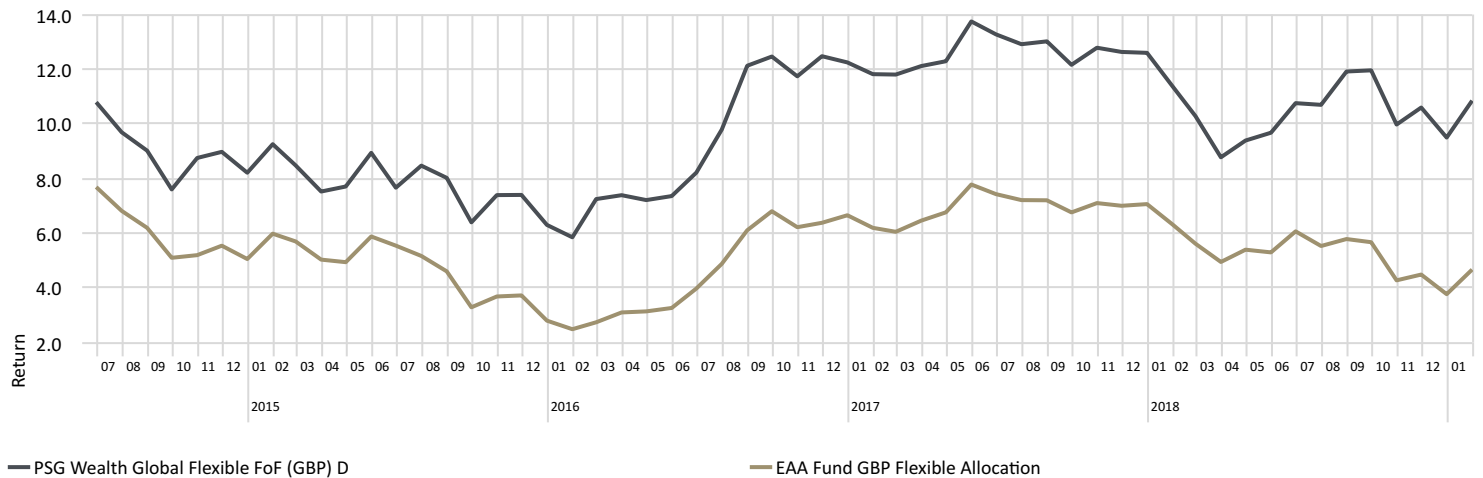
	Return	Std Dev	Excess Return	Sharpe Ratio	Max Drawdown	Worst Month
PSG Wealth Global Flexible FoF (GBP) D	2.03	11.84	6.93	-0.13	-7.39	-5.29
EAA Fund GBP Flexible Allocation	-4.90	7.11	0.00	-0.58	-7.84	-3.98



5 Year Rolling Returns

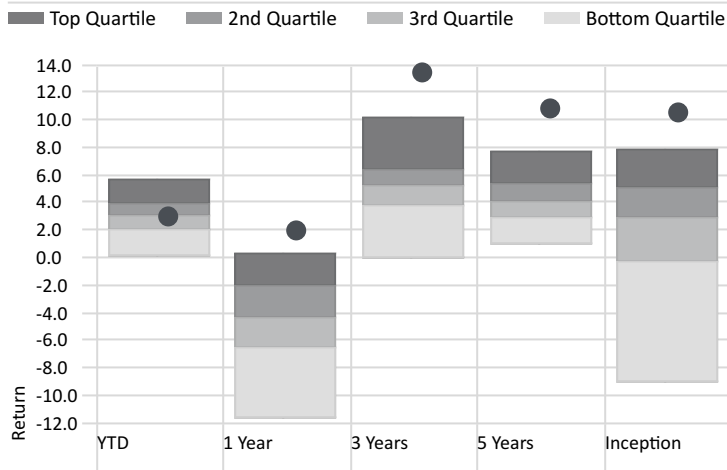
Time Period: Since Common Inception (2009/07/01) to 2019/01/31

Currency: Pound Sterling Rolling Window: 5 Years 1 Month shift



Performance Relative to Peer Group

Peer Group (5-95%): Open End Funds - Europe/Africa/Asia - GBP Flexible Allocation Currency: Pound Sterling

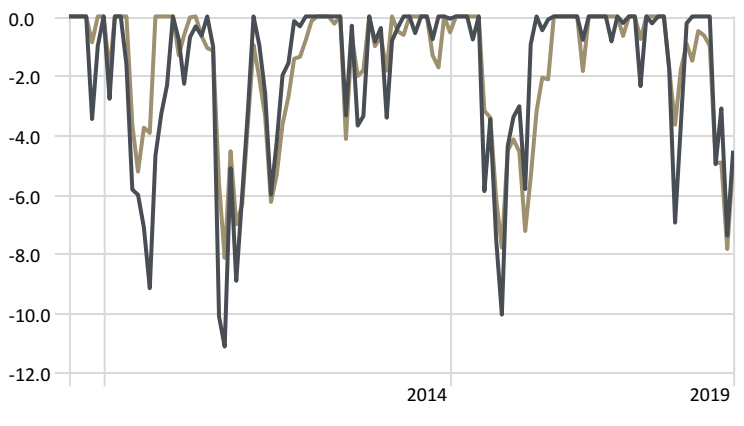


● PSG Wealth Global Flexible FoF (GBP) D

Drawdown

Time Period: Since Common Inception (2009/07/01) to 2019/01/31

Currency: Pound Sterling



— PSG Wealth Global Flexible FoF (GBP) D

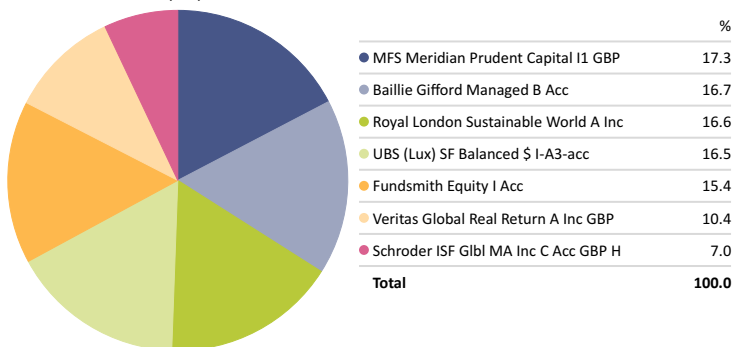
— EAA Fund GBP Flexible Allocation

Size, Fees & Sector

Inception Date	Fund Size	Base Currency	Morningstar Category
PSG Wealth Global Flexible FoF (GBP) D 2009/06/11	132 372 315	Pound Sterling	EAA Fund Alt - Fund of Funds - Multistrategy

PSG Wealth Global Flexible FoF (GBP) - Portfolio Holdings

Portfolio Date: 2018/12/31



PSG Wealth Global Flexible FoF (GBP) - Asset Allocation

Portfolio Date: 2018/12/31

