

PSG WEALTH GLOBAL FLEXIBLE FUND OF FUNDS (USD)
QUANTITATIVE OVERVIEW



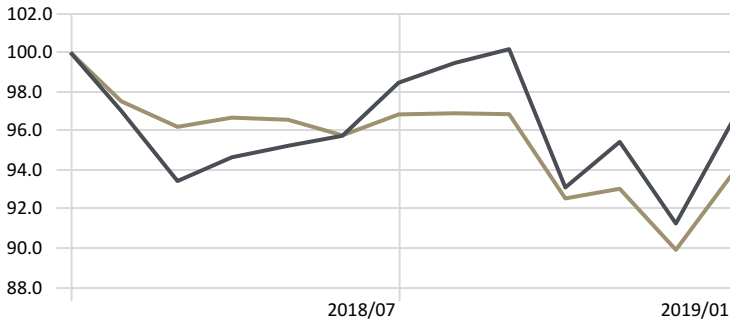
Fund overview:

- A portfolio that may be constructed with multiple region global unconstrained multi asset funds according to an amalgamated houseview for moderate to aggressive investors
- Investors seeking an unconstrained global multi asset portfolio aiming to generate long-term wealth
- Investors should be comfortable with market and currency fluctuations i.e. short-term volatility
- Benchmark = EAA Fund USD Flexible Allocation
- Base currency = US Dollar

1 Year Investment Growth

Time Period: 2018/02/01 to 2019/01/31

Currency: US Dollar

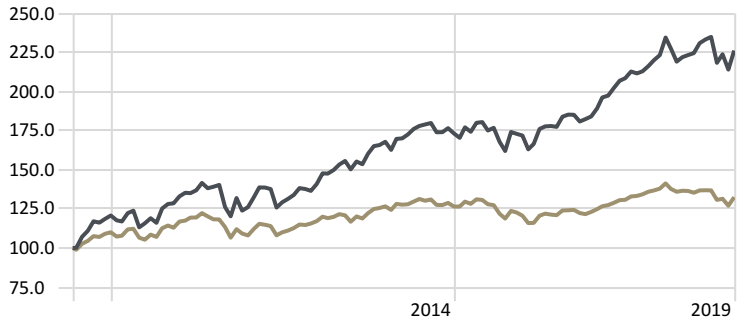


PSG Wealth Global Flexible FoF (USD) D 96.5 EAA Fund USD Flexible Allocation 93.8

Investment Growth since inception

Time Period: Since Common Inception (2009/06/12) to 2019/01/31

Currency: US Dollar

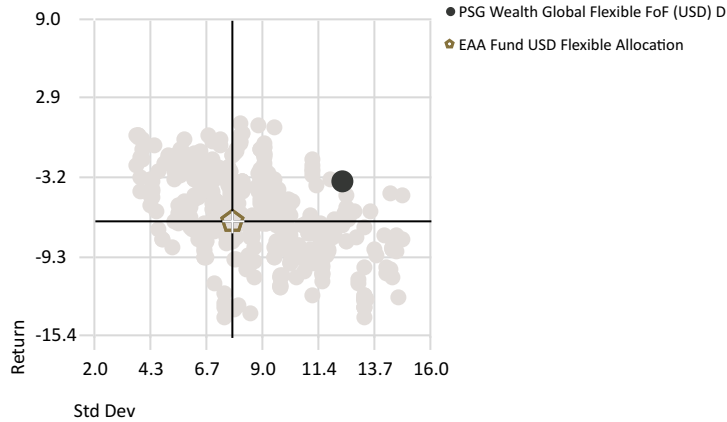


PSG Wealth Global Flexible FoF (USD) D 226.3 EAA Fund USD Flexible Allocation 132.5

1 Year Risk-Reward

Time Period: 2018/02/01 to 2019/01/31

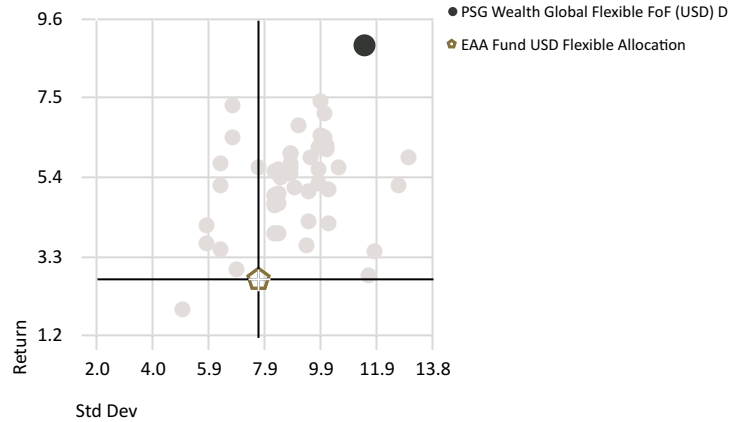
Peer Group (5-95%): Open End Funds - Europe/Africa/Asia - USD Flexible Allocation Currency: US Dollar



Risk-Reward since inception

Time Period: Since Common Inception (2009/07/01) to 2019/01/31

Peer Group (5-95%): Open End Funds - Europe/Africa/Asia - USD Flexible Allocation Currency: US Dollar



Performance since inception

Time Period: Since Common Inception (2009/07/01) to 2019/01/31 Currency: US Dollar

	Return	Std Dev	Excess Return	Sharpe Ratio	Max Drawdown	Worst Month
PSG Wealth Global Flexible FoF (USD) D	8.88	11.46	6.22	0.55	-15.04	-10.08
EAA Fund USD Flexible Allocation	2.66	7.74	0.00	0.09	-13.10	-6.13

1 Year Performance

Time Period: 2018/02/01 to 2019/01/31 Currency: US Dollar

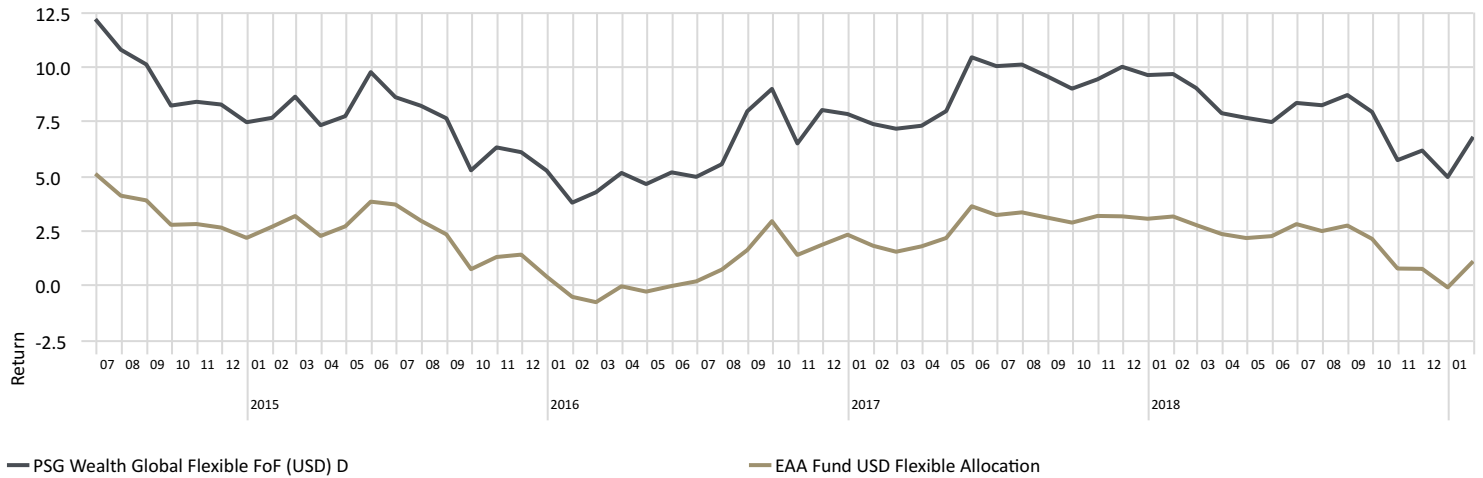
	Return	Std Dev	Excess Return	Sharpe Ratio	Max Drawdown	Worst Month
PSG Wealth Global Flexible FoF (USD) D	-3.55	12.42	2.95	-0.03	-8.90	-7.06
EAA Fund USD Flexible Allocation	-6.50	7.84	0.00	-0.24	-10.28	-4.43



5 Year Rolling Returns

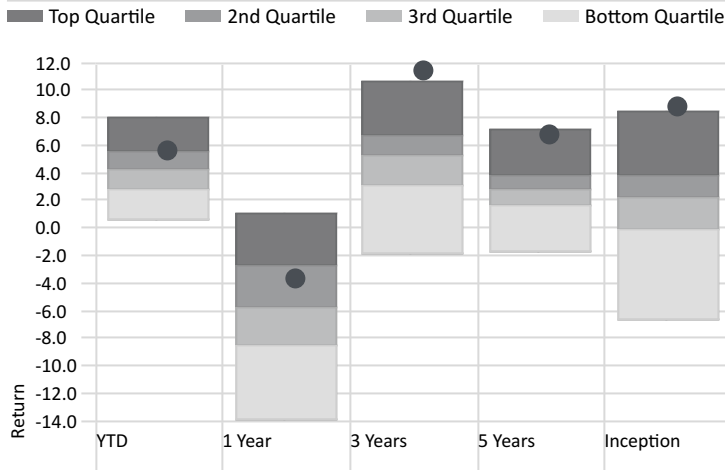
Time Period: Since Common Inception (2009/07/01) to 2019/01/31

Currency: US Dollar Rolling Window: 5 Years 1 Month shift



Performance Relative to Peer Group

Peer Group (5-95%): Open End Funds - Europe/Africa/Asia - USD Flexible Allocation Currency: US Dollar

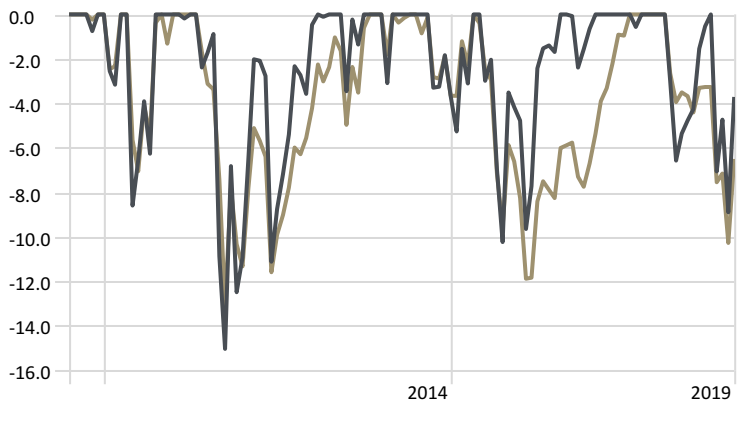


● PSG Wealth Global Flexible FoF (USD) D

Drawdown

Time Period: Since Common Inception (2009/07/01) to 2019/01/31

Currency: US Dollar



— PSG Wealth Global Flexible FoF (USD) D

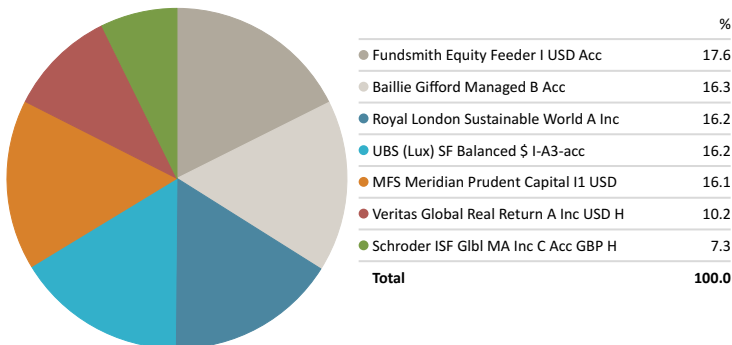
— EAA Fund USD Flexible Allocation

Size, Fees & Sector

	Inception Date	Fund Size	Base Currency	GIF Sector
PSG Wealth Global Flexible FoF (USD) D	2009/06/11	318 925 735	US Dollar	Alt - Fund of Funds - Multistrategy

PSG Wealth Global Flexible FoF (USD) - Portfolio Holdings

Portfolio Date: 2018/12/31



PSG Wealth Global Flexible FoF (USD) - Asset Allocation

Portfolio Date: 2018/12/31

