



PSG WEALTH GLOBAL MODERATE FUND OF FUNDS  
QUANTITATIVE OVERVIEW



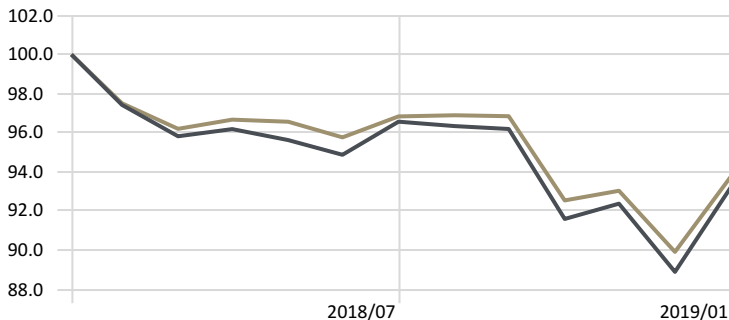
Fund overview:

- A portfolio that may be constructed with multiple region global assets according to an amalgamated houseview for moderate - aggressive investors
- Investors seeking long-term wealth creation
- Investors should be comfortable with market and currency fluctuations i.e. short-term volatility
- Benchmark = EAA Fund USD Flexible Allocation
- Base currency = US Dollar

1 Year Investment Growth

Time Period: 2018/02/01 to 2019/01/31

Currency: US Dollar

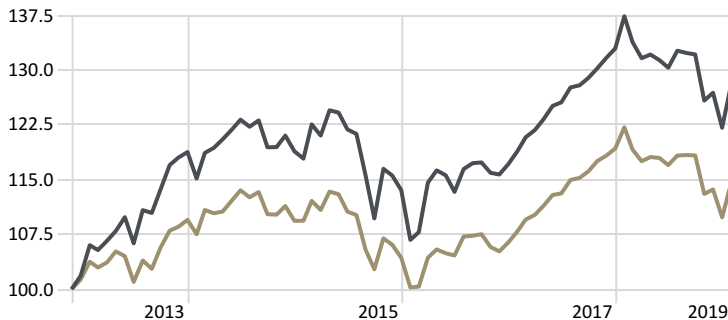


PSG Wealth Global Moderate FoF D USD 93.2 EAA Fund USD Flexible Allocation 93.8

Growth since inception

Time Period: 2012/12/01 to 2019/01/31

Currency: US Dollar

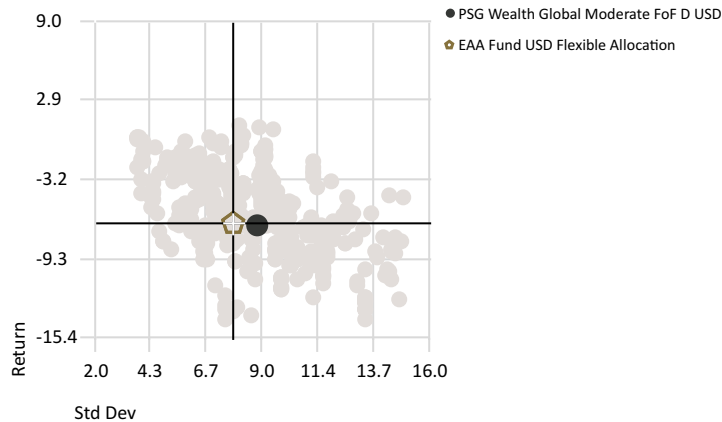


PSG Wealth Global Moderate FoF D USD 128.1 EAA Fund USD Flexible Allocation 114.6

1 Year Risk-Reward

Time Period: 2018/02/01 to 2019/01/31

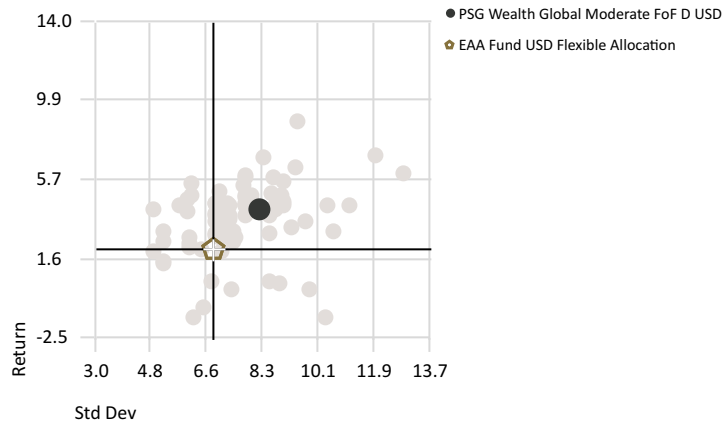
Peer Group (5-95%): Open End Funds - Europe/Africa/Asia - USD Flexible Allocation Currency: US Dollar



Risk-Reward since inception

Time Period: Since Common Inception (2011/11/01) to 2019/01/31

Peer Group (5-95%): Open End Funds - Europe/Africa/Asia - USD Flexible Allocation Currency: US Dollar



Performance since inception

Time Period: Since Common Inception (2011/11/01) to 2019/01/31 Currency: US Dollar

	Return	Std Dev	Excess Return	Sharpe Ratio	Worst Quarter	Worst Month
PSG Wealth Global Moderate FoF D USD	4.19	8.28	2.13	0.32	-10.01	-6.01
EAA Fund USD Flexible Allocation	2.05	6.81	0.00	0.16	-7.27	-5.56

1 Year Performance

Time Period: 2018/02/01 to 2019/01/31 Currency: US Dollar

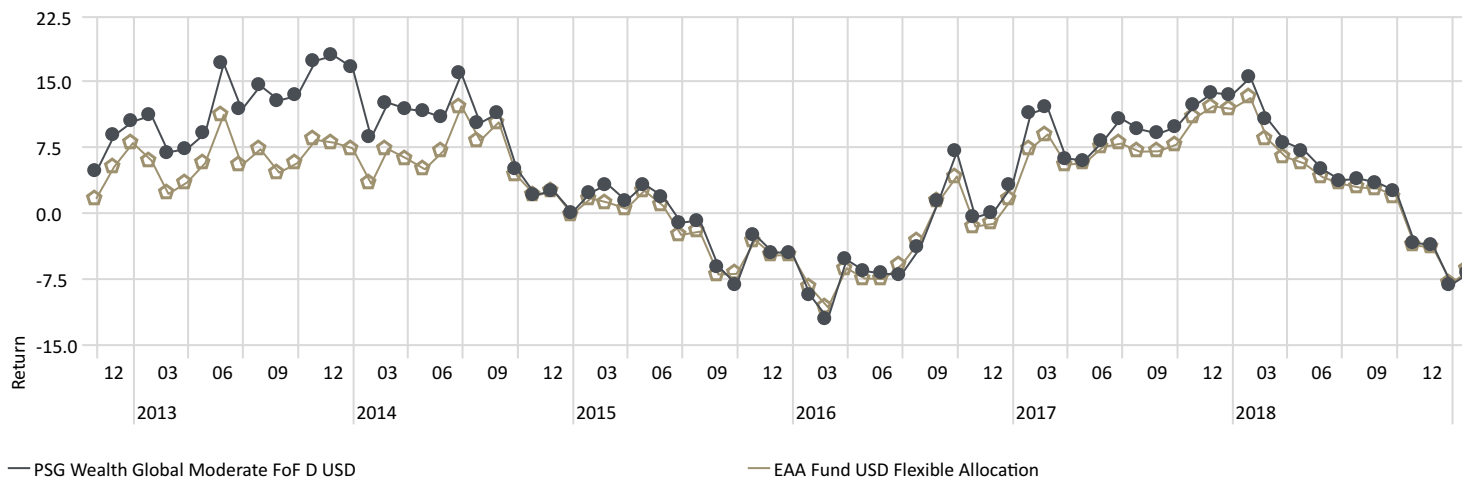
	Return	Std Dev	Excess Return	Sharpe Ratio	Worst Quarter	Worst Month
PSG Wealth Global Moderate FoF D USD	-6.77	8.85	-0.28	-0.26	-7.60	-4.78
EAA Fund USD Flexible Allocation	-6.50	7.84	0.00	-0.24	-7.24	-4.43



## 1 Year Rolling Returns

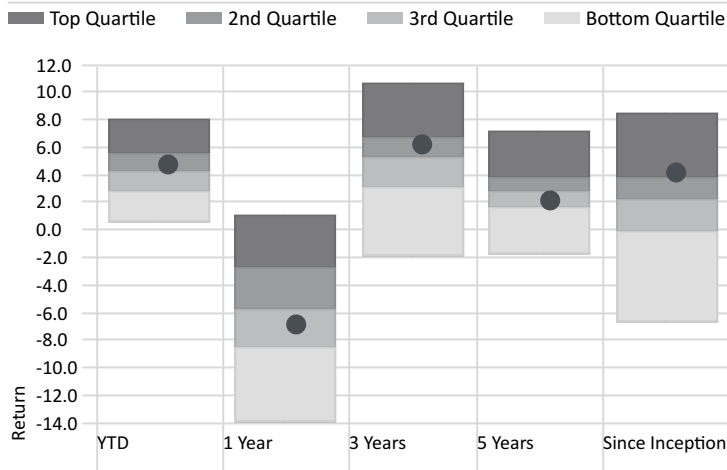
Time Period: Since Common Inception (2011/11/01) to 2019/01/31

Currency: US Dollar Rolling Window: 1 Year 1 Month shift



## Performance Relative to Peer Group

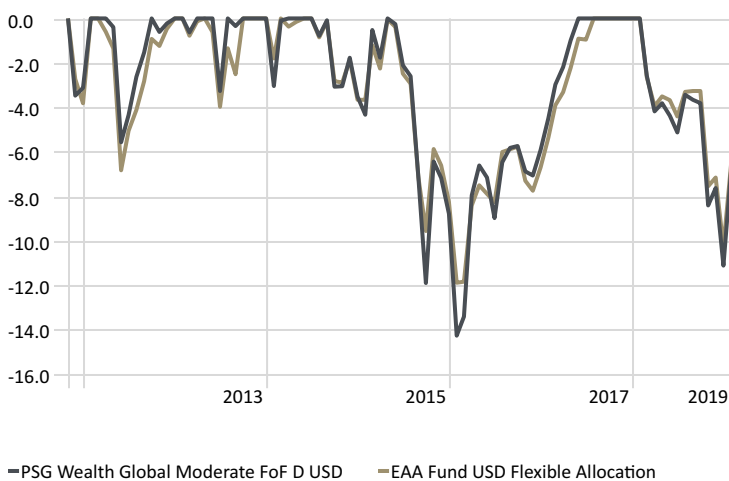
Peer Group (5-95%): Open End Funds - Europe/Africa/Asia - USD Flexible Allocation Currency: US Dollar



## Drawdown

Time Period: Since Common Inception (2011/11/01) to 2019/01/31

Currency: US Dollar

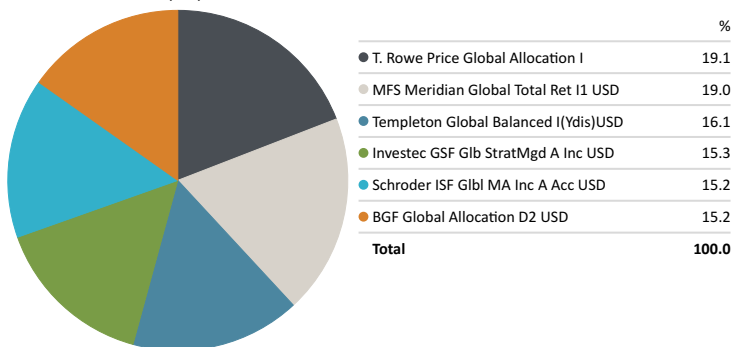


## Size, Fees & Sector

	Inception Date	Fund Size	Base Currency	Morningstar Category
PSG Wealth Global Moderate FoF D USD	2011/10/04	143 264 932	US Dollar	EAA Fund USD Moderate Allocation

## PSG Wealth Global Moderate - Portfolio Holdings

Portfolio Date: 2018/12/31



## PSG Wealth Global Moderate - Asset Allocation

Portfolio Date: 2018/12/31

