

**Investment objective (Summary of investment policy)**

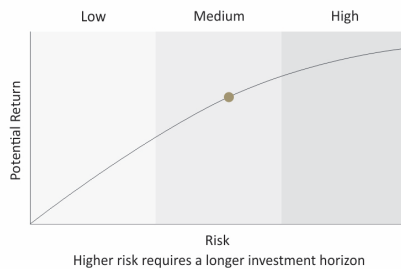
The PSG Wealth Global Preserver Feeder Fund D (the "portfolio") is a ZAR denominated Feeder Fund, that will apart from assets in liquid form, invest solely into the PSG Wealth Global Preserver Fund of Funds (USD) IC Limited Class D (the "underlying portfolio"). The primary objective of the portfolio, via its holding in the underlying portfolio, is to provide relative capital stability and to maximise returns for investors through active management of an internationally diversified portfolio of global high income and interest bearing collective investment schemes established, recognised or regulated in any approved country and assets in liquid form.

**Who should consider investing?**

**Specific Fund Risks:** The fund sits in the middle of the risk/reward spectrum and investors should expect some fluctuations in markets. The risk of short-term monetary loss is medium due to volatility of exchange rates and global markets. The portfolio is concentrated in global bonds and cash with a moderate exposure to equity (below 30%), and primarily exposed to default and interest rate risks. Interest rate risk is the risk that the value of fixed income investments tends to decrease when interest rates and/or inflation rises. Default risk is where the issuers of fixed income instruments may not be able to meet interest or capital repayments. Property shares may be included in the portfolio and can carry the same risk as investing directly in real estate which is subject to economic and political conditions, interest rates and tax considerations. Investing in foreign securities may be subject to risks pertaining to overseas jurisdictions and markets, including (but not limited to) local liquidity, macroeconomic, political, tax, settlement risks. Currency fluctuations may adversely affect the value of your investment and any related income.

The fund is suitable for investors who:

- are seeking a global cautious portfolio which provides relative capital stability and maximise returns
- have a long-term investment horizon of at least five years
- are comfortable with short-term volatility and exchange rate fluctuations

**Risk/reward profile**

**Fund details**

Inception date	2017/11/01
Investment Advisor	Adriaan Pask
Fund size (ZAR)	R 680 892 759
ASISA sector	Global - Multi Asset - Low Equity
Benchmark	EAA Fund USD Cautious Allocation Average (ZAR)
Minimum investment	As per the platform minimum

Note on benchmark: Morningstar has replaced the GIFS sector, as previously used as our benchmark, with the Morningstar EAA Fund categories. The Morningstar categories and the GIF sectors have been aligned for many years and are identical for funds, the GIF averages are now switched to the Morningstar Category averages. Although the constituents of these two categories are now identical, differences in calculation and historical constituents may lead to the returns being marginally different.

**To invest**

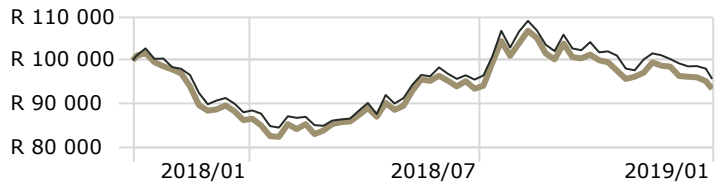
Speak to your financial adviser

The cut-off time for daily transactions is determined by the platform.

**Cumulative long-term performance**


Time Period: 2017/11/02 to 2019/01/31

Currency: South African Rand



PSG Wealth Global Preserver FF D 95 737.0 EAA Fund USD Cautious Allocation Average (ZAR) 93 483.3

Value of notional R100 000 invested on 02/11/2017 with all distributions reinvested on reinvestment date after fees. Investment performance is for illustrative purposes only.

**Asset Allocation/investment exposure**

**Top 10 equity holdings (%)**

As of Date: 31/12/2018

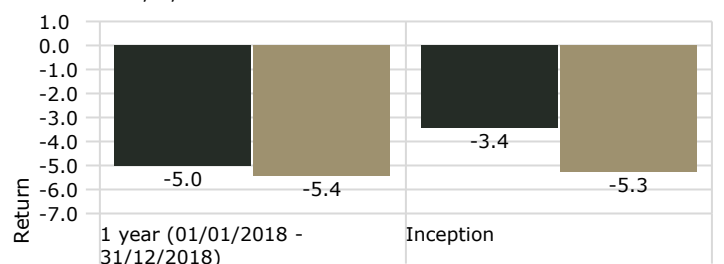
Pfizer Inc	0.34
Sanofi SA	0.29
Roche Holding AG	0.27
Royal Dutch Shell plc	0.25
Merck & Co Inc	0.18
Guangdong Investment Ltd	0.18
Diageo plc	0.17
Cia de Distribucion Integral Logista Holdings SA	0.16
Novartis AG	0.16
Deutsche Boerse AG	0.15

**Composition (%)**

PSG Wealth Global Preserver FoF (USD)	99.26
Investec GSF Global Multi-Asset Income Fund	19.60
PIMCO GIS Strategic Income Fund	19.62
Schroder ISF Global Multi-Asset Income Fund	18.66
BlackRock Global Multi-Asset Income Fund	19.42
Fidelity Funds Global Multi-Asset Income Fund	19.82
Offshore Cash	2.14
Domestic Cash	0.74
<b>Total</b>	<b>100.00</b>

**Annualised returns % (after fees)**

As of Date: 2019/01/31

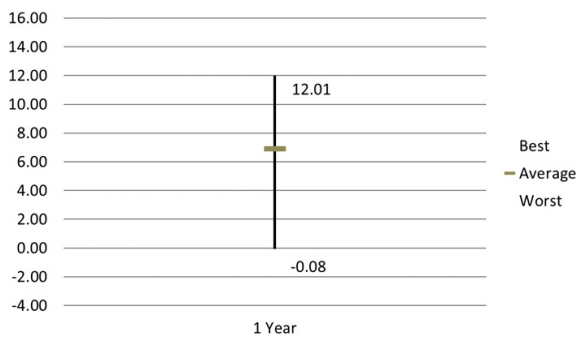


PSG Wealth Global Preserver FF D EAA Fund USD Cautious Allocation Average (ZAR)

Performance figures of less than 12 months may not give investors a fair depiction of the performance of the portfolio.

**Distribution history (cents per unit)**

Distribution frequency: Annually 28 February 2018	0.07
--	------

**Rolling returns %**


This chart shows you how the performance can vary over time. It is an indication of the distribution of historical rolling returns from the portfolio over each rolling 6-month period.

**Fees**

Adviser fees are negotiated between the client and adviser and is distinct from the other fees on this document.

**Disclaimer**

Collective Investment Schemes (CIS) in securities are generally medium to long-term investments. The value of participatory interests (units) or the investment may go down as well as up and past performance is not a guide to future performance. Fluctuations or movements in the exchange rates may cause the value of underlying international investments to go up or down. CIS are traded at ruling prices and can engage in borrowing and scrip lending. The Fund may borrow up to 10% of its market value to bridge insufficient liquidity. Where foreign securities are included in a portfolio, the portfolio is exposed to risks such as potential constraints on liquidity and the repatriation of funds, macroeconomic, political, foreign exchange, tax, settlement and potential limitations on the availability of market information. The portfolios may be capped at any time in order for them to be managed in accordance with their mandate. Excessive withdrawals from the portfolio may place the portfolio under liquidity pressures and in such circumstances a process of ring-fencing of withdrawal instructions and managed payouts over time may be followed. PSG Collective Investments (RF) Limited does not provide any guarantee either with respect to the capital or the return of the portfolio.

**Feeder Funds**

A Feeder Fund is a portfolio which, apart from assets in liquid form, invests in a single portfolio of a collective investment scheme, which levies its own charges and which could result in a higher fee structure for the feeder fund.

**Performance**

All performance data for a lump sum, net of fees, includes income and assumes reinvestment of income on a NAV to NAV basis. Annualised performances show longer term performance rescaled over a 12-month period. Individual investor performance may differ as a result of initial fees, the actual investment date, the date of reinvestment and dividend withholding tax. Performance is calculated for the portfolio and individual investor performance may differ as a result thereof. The portfolio is valued at 15h00 daily. Income distributions are net of any applicable taxes. Actual annual figures are available to the investor on request. Prices are published daily and available on the website <https://www.psg.co.za/wealth/multi-management/wealth-solutions> and in the daily newspapers. Figures quoted are from Morningstar Inc.

**Pricing**

Forward pricing is used. Unit trust prices are calculated on a net asset value (NAV) basis, which is the market value of all assets in the Fund including income accruals less permissible deductions divided by the number of units in issue.

**What is a total expense ratio?**

The Total Expense Ratio (TER) is the annualised percentage of the fund's average assets under management that has been used to pay the fund's actual expenses over the past three years. This percentage of the average Net Asset Value (NAV) of the portfolio was incurred as charges, levies and fees related to the management of the portfolio. A higher TER ratio does not necessarily imply a poor return, nor does a low TER ratio imply a good return. The current TER cannot be regarded as an indication of future TERs. The sum of the TER and transaction costs is shown as the Total Investment Charge. Since fund returns are quoted after the deduction of these expenses, the TER and Transaction costs should not be deducted again from published returns. Due to rounding, numbers presented throughout this document may not add up precisely to the totals provided.

**Total Investment Charge**

Total Investment Charge annualised for the period 01/01/2018-31/12/2018

<b>Total Expense Ratio % (incl. VAT)</b>	<b>1.41</b>
<i>Annual Management Fee % (incl. VAT)</i>	<i>0.46</i>
<i>Other costs excl. transaction costs % (incl. VAT)</i>	<i>0.95</i>
<b>Transaction costs % (incl. VAT)</b>	<b>0.20</b>
<b>Total Investment Charge % (incl. VAT)</b>	<b>1.61</b>

**Transaction costs**

Transaction costs are shown separately and are a necessary cost in administering the Financial Product and impacts Financial Product returns. Transaction costs should not be considered in isolation as returns may be affected by many other factors over time including market returns, the type of Financial Product, the investment decisions of the investment manager and the TER.

**Fees**

A schedule of fees and charges and maximum commissions is available on request from PSG Collective Investments (RF) Limited. Commission and incentives may be paid and, if so, are included in the overall costs. Different classes of Participatory Interest can apply to these portfolios and are subject to different fees, charges and possibly dividend withholding tax and will thus have differing performances.

**Company details**

PSG Multi-Management (Pty) Ltd is the investment advisor to the fund manager, PSG Wealth Financial Planning (Pty) Ltd. Both are registered financial services providers under the Financial Advisory and Intermediary Services Act. PSG Collective Investments (RF) Limited is registered as a CIS Manager with the Financial Sector Conduct Authority, and a member of the Association of Savings and Investments South Africa (ASISA) through its holding company PSG Konsult Limited. PSG Collective Investments (RF) Ltd retains full responsibility for the third-party named portfolios. PSG Multi-Management (Pty) Ltd, PSG Wealth Financial Planning (Pty) Ltd and PSG Collective Investments (RF) Limited are subsidiaries of PSG Konsult Limited.

**Conflict of Interest Disclosure**

The Fund may from time to time invest in a portfolio managed by a related party. PSG Collective Investments (RF) Limited or the fund manager may negotiate a discount in fees charged by the underlying portfolio. All discounts negotiated are reinvested in the Fund for the benefit of the investors. Neither PSG Collective Investments (RF) Limited nor PSG Multi-Management (Pty) Ltd retains any portion of such discount for their own accounts.

**Trustee**

The Standard Bank of South Africa Limited, Main Tower, Standard Bank Centre, 2 Hertzog Boulevard, Cape Town, 8001. Tel: +27 (21) 401 2443. Email: [compliance-PSG@standardbank.co.za](mailto:compliance-PSG@standardbank.co.za).

**Additional information**

Additional information is available free of charge on the website <https://www.psg.co.za/wealth/multi-management/wealth-solutions> and may include publications, brochures, forms and annual reports.

Due to rounding, numbers presented throughout this document may not add up precisely to the totals provided.