

PSG WEALTH GLOBAL PRESERVER FUND OF FUNDS (USD)
QUANTITATIVE OVERVIEW



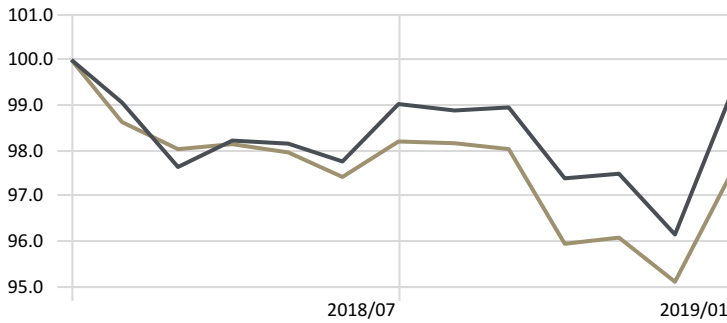
Fund overview:

- A portfolio that may be constructed with multiple region global assets according to an amalgamated houseview for cautious - moderate investors
- Investors seeking a global multi asset portfolio which provides relative capital stability while generating long-term wealth in developed fixed interest markets
- Investors should be comfortable with market and currency fluctuations i.e. short-term volatility
- Benchmark = EAA Fund USD Cautious Allocation
- Base currency = US Dollar

1 Year Investment Growth

Time Period: 2018/02/01 to 2019/01/31

Currency: US Dollar

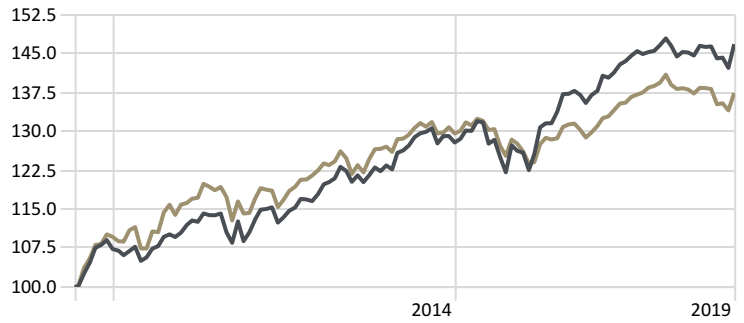


PSG Wealth Global Preserver FoF (USD) D 99.2 EAA Fund USD Cautious Allocation 97.5

Investment Growth since inception

Time Period: Since Common Inception (2009/06/12) to 2019/01/31

Currency: US Dollar

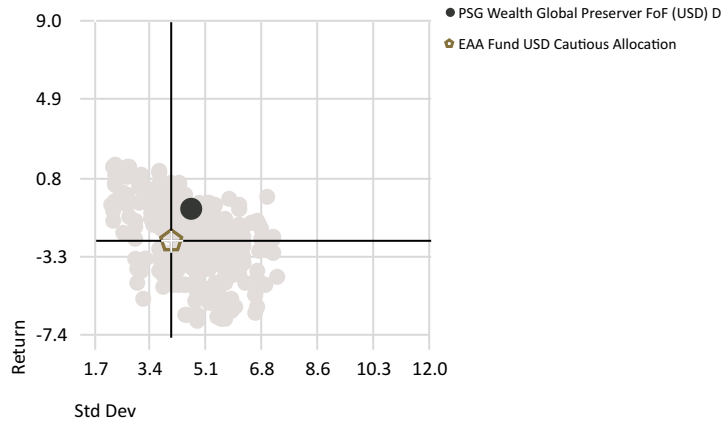


PSG Wealth Global Preserver FoF (USD) D 146.8 EAA Fund USD Cautious Allocation 137.4

1 Year Risk-Reward

Time Period: 2018/02/01 to 2019/01/31

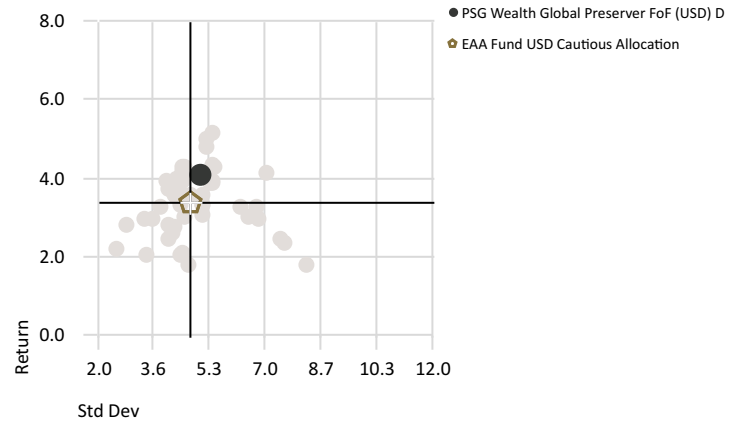
Peer Group (5-95%): Open End Funds - Europe/Africa/Asia - USD Cautious Allocation Currency: US Dollar



Risk-Reward since inception

Time Period: Since Common Inception (2009/07/01) to 2019/01/31

Peer Group (5-95%): Open End Funds - Europe/Africa/Asia - USD Cautious Allocation Currency: US Dollar



Performance since inception

Time Period: Since Common Inception (2009/07/01) to 2019/01/31 Currency: US Dollar

	Return	Std Dev	Excess Return	Sharpe Ratio	Max Drawdown	Worst Month
PSG Wealth Global Preserver FoF (USD) D	4.08	5.03	0.72	0.18	-7.48	-3.40
EAA Fund USD Cautious Allocation	3.36	4.75	0.00	0.13	-6.69	-3.68

1 Year Performance

Time Period: 2018/02/01 to 2019/01/31 Currency: US Dollar

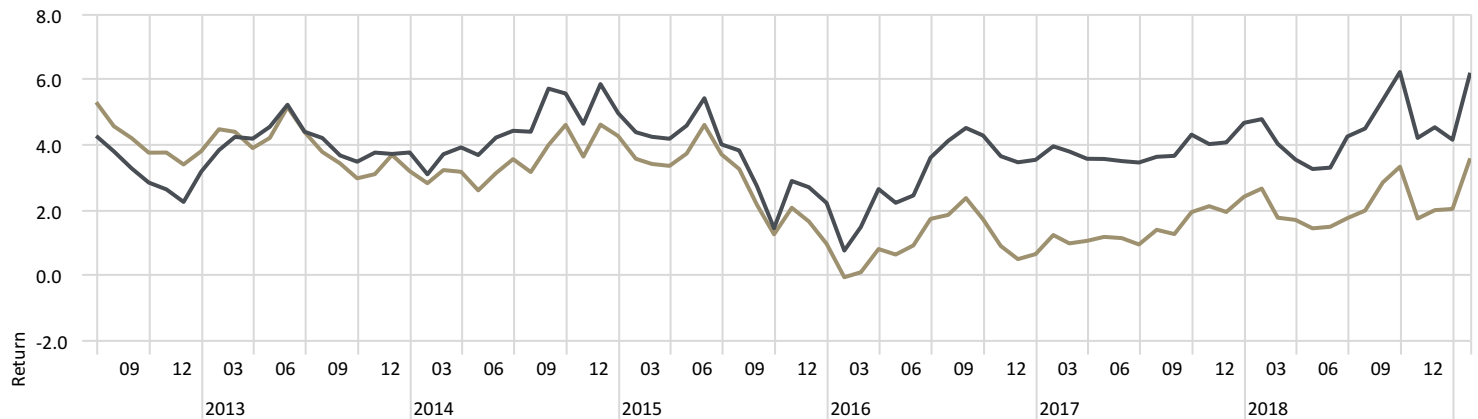
	Return	Std Dev	Excess Return	Sharpe Ratio	Max Drawdown	Worst Month
PSG Wealth Global Preserver FoF (USD) D	-0.76	4.65	1.70	0.09	-3.85	-1.58
EAA Fund USD Cautious Allocation	-2.47	4.08	0.00	-0.01	-4.90	-2.15



3 Year Rolling Returns

Time Period: Since Common Inception (2009/07/01) to 2019/01/31

Currency: US Dollar Rolling Window: 3 Years 1 Month shift



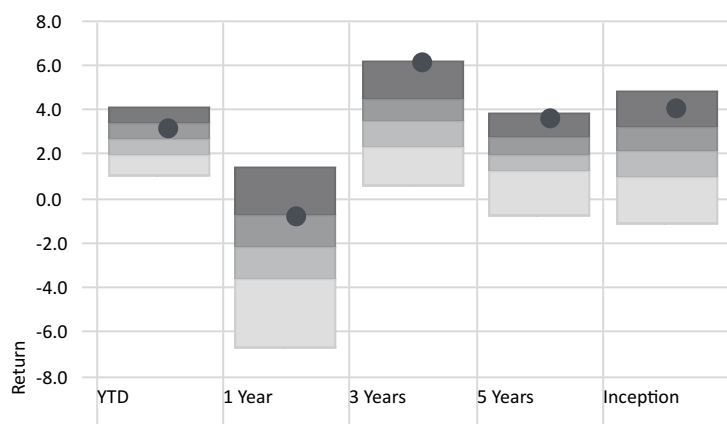
— PSG Wealth Global Preserver FoF (USD) D

— EAA Fund USD Cautious Allocation

Performance Relative to Peer Group

Peer Group (5-95%): Open End Funds - Europe/Africa/Asia - USD Cautious Allocation Currency: US Dollar

■ Top Quartile ■ 2nd Quartile ■ 3rd Quartile ■ Bottom Quartile

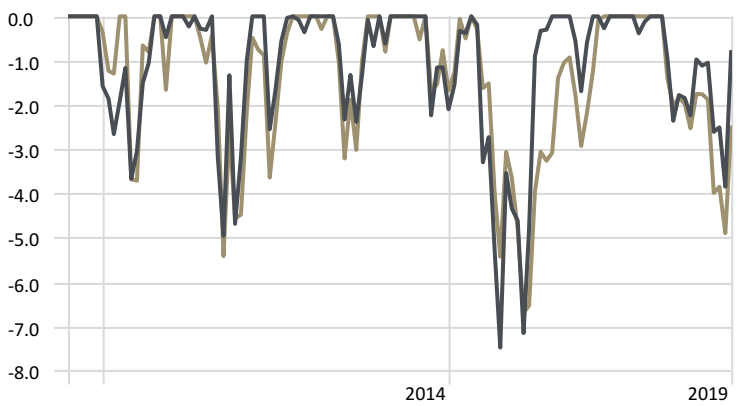


● PSG Wealth Global Preserver FoF (USD) D

Drawdown

Time Period: Since Common Inception (2009/07/01) to 2019/01/31

Currency: US Dollar



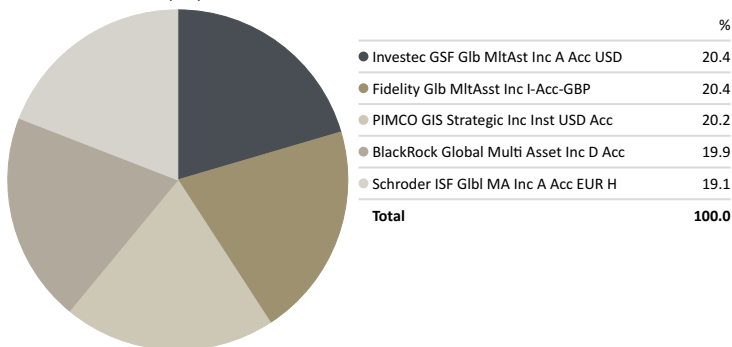
— PSG Wealth Global Preserver FoF (USD) D — EAA Fund USD Cautious Allocation

Size, Fees & Sector

	Inception Date	Fund Size	Base Currency	Morningstar Category
PSG Wealth Global Preserver FoF (USD) D	2009/06/11	111 050 883	US Dollar	EAA Fund Alt - Fund of Funds - Multistrategy

PSG Wealth Global Preserver FoF (USD) - Portfolio Holdings

Portfolio Date: 2018/12/31



PSG Wealth Global Preserver FoF (USD) - Asset Allocation

Portfolio Date: 2018/12/31

