



PSG WEALTH INCOME FUND OF FUNDS
QUANTITATIVE OVERVIEW

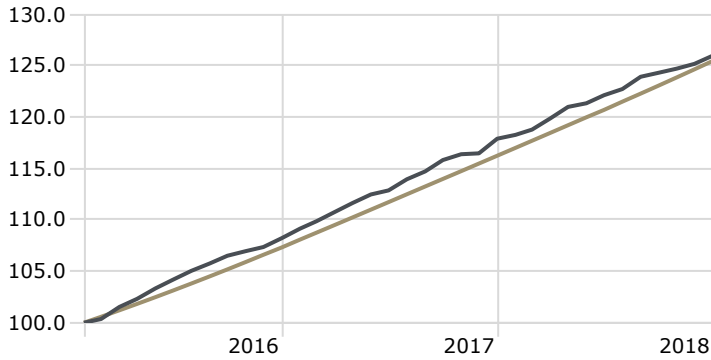


Fund overview:

- Diversified fixed interest instruments providing a high income yield and a high degree of capital stability.
- Investors seeking returns in excess of that provided by money market funds or cash.
- Investors who want to generate a reasonably regular income stream without consuming capital.
- Benchmark = STeFI 12 Month NCD

3 Years Investment Growth

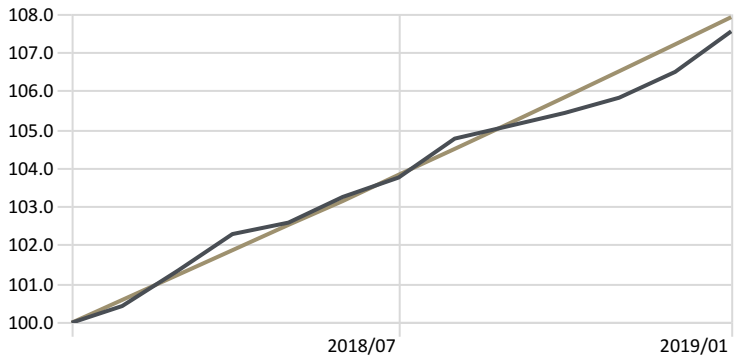
Time Period: 2016/02/01 to 2019/01/31



PSG Wealth Income FoF D 127.2 STeFI 12 Month NCD ZAR 126.3

1 Year Investment Growth

Time Period: 2018/02/01 to 2019/01/31

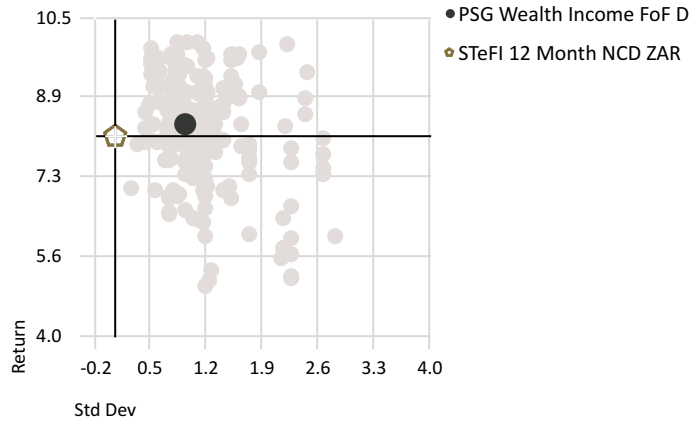


PSG Wealth Income FoF D 107.6 STeFI 12 Month NCD ZAR 107.9

3 Years Risk-Reward

Time Period: 2016/02/01 to 2019/01/31

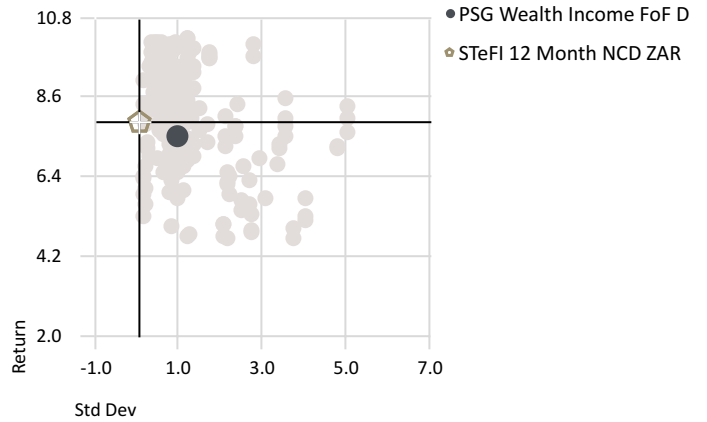
Peer Group (5-95%): Open End Funds - ASISA Sector (South Africa) - (ASISA) South African MA Income



1 Year Risk-Reward

Time Period: 2018/02/01 to 2019/01/31

Peer Group (5-95%): Open End Funds - ASISA Sector (South Africa) - (ASISA) South African MA Income



3 Years Performance

Time Period: 2016/02/01 to 2019/01/31

	Return	Std Dev	Excess Return	Sharpe Ratio	Worst Quarter	Worst Month
PSG Wealth Income FoF D	8.35	0.97	0.26	0.91	1.34	0.07
STeFI 12 Month NCD ZAR	8.09	0.10	0.00	6.43	1.89	0.58

1 Year Performance

Time Period: 2018/02/01 to 2019/01/31

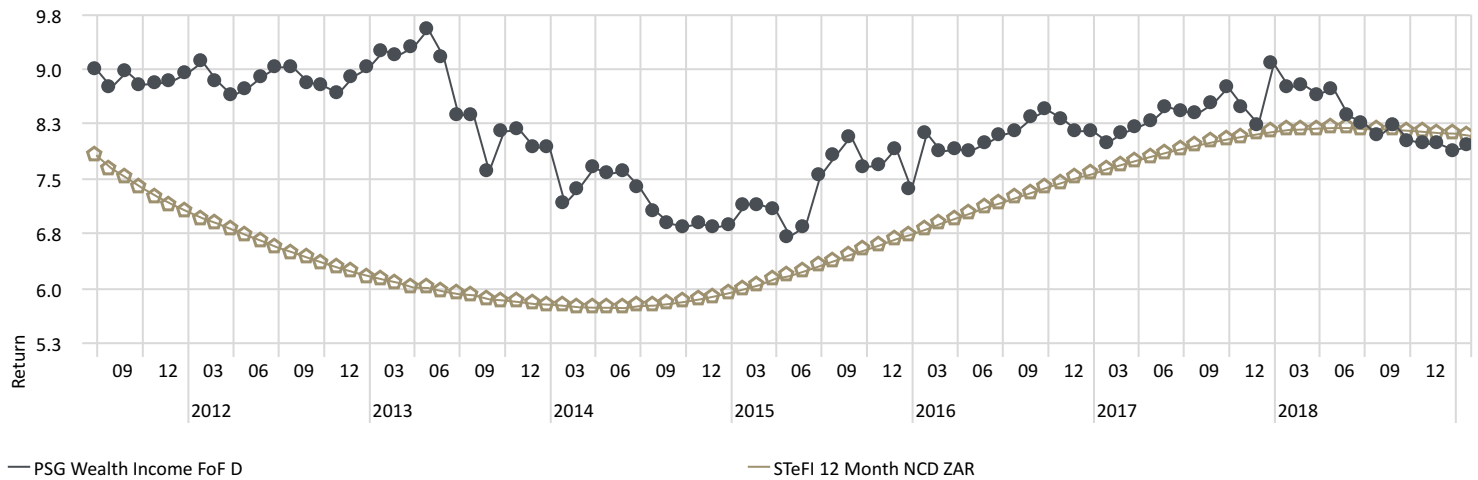
	Return	Std Dev	Excess Return	Sharpe Ratio	Worst Quarter	Worst Month
PSG Wealth Income FoF D	7.56	0.96	-0.37	0.32	1.34	0.29
STeFI 12 Month NCD ZAR	7.93	0.08	0.00	8.68	1.89	0.59



2 Year Rolling Returns

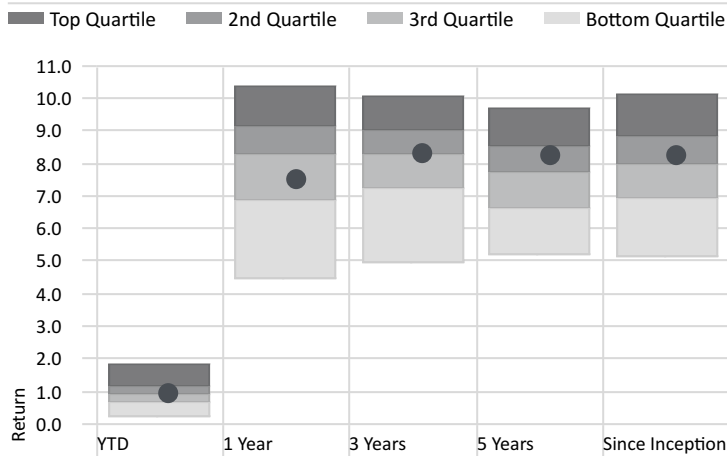
Time Period: Since Common Inception (2009/07/01) to 2019/01/31

Rolling Window: 2 Years 1 Month shift



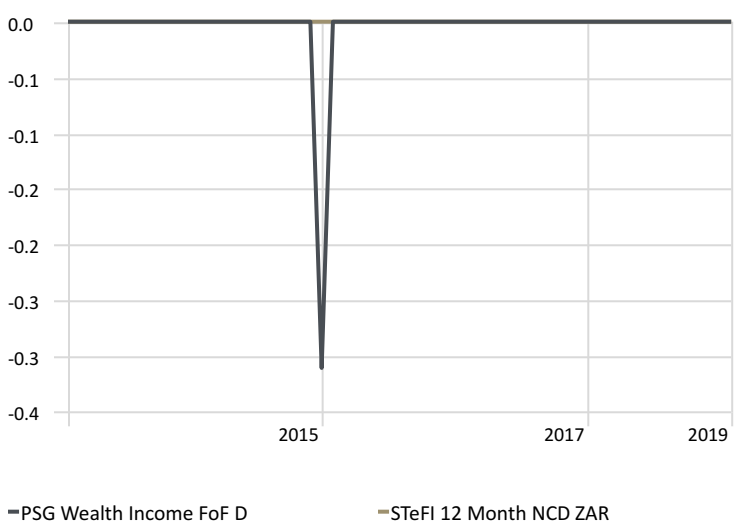
Performance Relative to Peer Group

Peer Group (5-95%): Open End Funds - ASISA Sector (South Africa) - (ASISA) South African MA Income



Drawdown

Time Period: 2014/02/01 to 2019/01/31

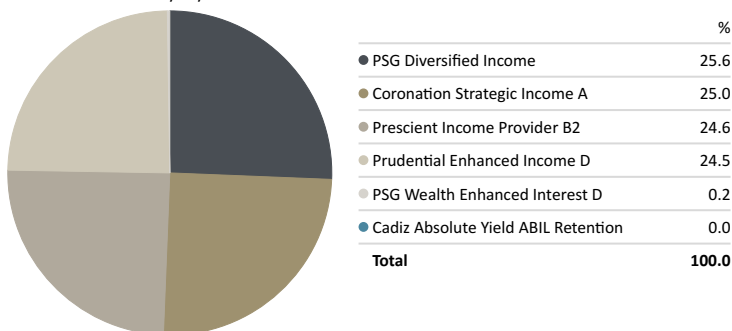


Size, Fees & Sector

	Inception Date	Fund Size	Management Fee	Total Expense Ratio	ASISA Sector
PSG Wealth Income FoF D	2009/06/01	3 773 695 956	0.46	0.85	(ASISA) South African MA Income

PSG Wealth Income FoF D - Portfolio Holdings

Portfolio Date: 2018/12/31



PSG Wealth Income FoF D - Asset Allocation (SA)

Portfolio Date: 2018/12/31

