

Investment objective (Summary of investment policy)

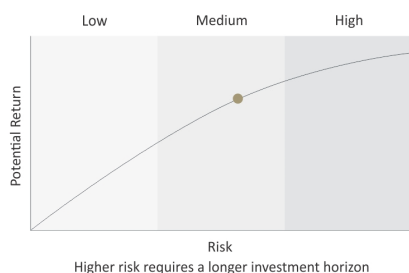
The PSG Wealth Moderate Fund of Funds' investment objective is to provide medium- to longer-term capital growth within an acceptable level of volatility during any market cycle. Investments, apart from cash and assets in liquid form, mainly consist of listed and unlisted participatory interest in Collective Investment Schemes. The asset allocation will be actively managed to reflect the investment manager's view of the relative attractiveness of cash, fixed interest, equity portfolios and property markets. The portfolio will not have an exposure of more than 75% in equity markets. The fund operates within the constraints of Regulation 28 of the Pension Funds Act.

Who should consider investing?

Specific Fund Risks: The fund sits in the middle of the risk/reward spectrum and investors should be comfortable with fluctuations in shares on stock markets. The risk of short-term monetary loss is medium, due to moderate exposure to volatility in the stock markets as the portfolio invests a larger portion in local and foreign equities. The portfolio is exposed to equity risk as well as default and interest rate risks. Interest rate risk is the risk that the value of fixed income investments tends to decrease when interest rates and/or inflation rises. Default risk is where the issuers of fixed income instruments may not be able to meet interest or capital repayments. Property shares may be included in the portfolio which can carry the same risk as investing directly in real estate and is subject to economic and political conditions, interest rates and tax considerations. Offshore securities expose the portfolio to currency risk and currency movements may adversely affect the value of your investment.

The fund is suitable for investors who:

- want long-term wealth creation
- are comfortable with some stock market fluctuations
- have a long-term investment horizon of at least five years

Risk/reward profile

Fund details

Inception date	2007/09/03
Investment Advisor	Adriaan Pask
Fund size (ZAR)	R 19 320 505 310
ASISA sector	South African - Multi Asset - High Equity
Benchmark	(ASISA) South African MA High Equity Mean
Minimum investment	As per the platform minimum
Regulation 28 compliant	Yes

To invest

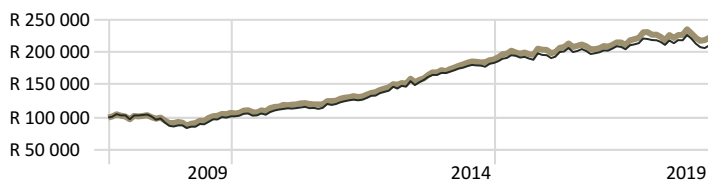
Speak to your financial adviser

The cut-off time for daily transactions is determined by the platform.

Cumulative long-term performance

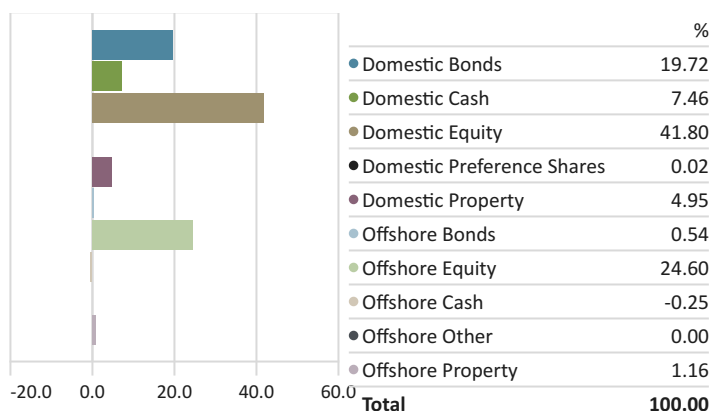
Time Period: 2007/09/04 to 2019/01/31

Currency: South African Rand



— PSG Wealth Moderate FoF C 209 932.9 — (ASISA) South African MA High Equity Mean 221 666.0

Value of notional R100 000 invested on 04/09/2007 with all distributions reinvested on reinvestment date after fees. Investment performance is for illustrative purposes only.

Asset Allocation/investment exposure

Top 10 equity holdings (%)

As of Date: 31/12/2018

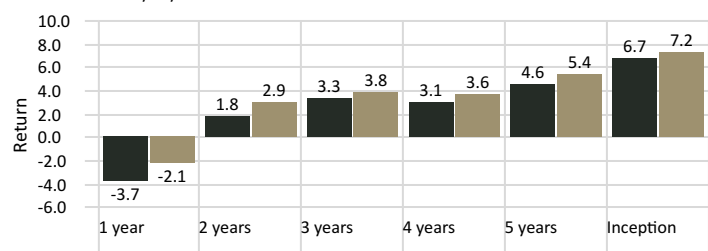
Naspers Ltd Class N	4.88
British American Tobacco plc	2.70
Anglo American plc	2.09
Standard Bank Group Ltd	2.01
Old Mutual Ltd	1.40
MTN Group Ltd	1.36
Sasol Ltd	1.25
FirstRand Ltd	1.02
Discovery Ltd	0.81
Redefine International plc	0.79

Composition (%)

Coronation Balanced Plus Fund	19.01
Investec Opportunity Fund	20.28
Prudential Balanced Fund	20.59
PSG Balanced Fund	20.04
SIM Balanced Fund	19.96
Cash and PSG Wealth Enhanced Interest Fund	<u>0.12</u>
Total	100.00

Annualised returns % (after fees)

As of Date: 2019/01/31

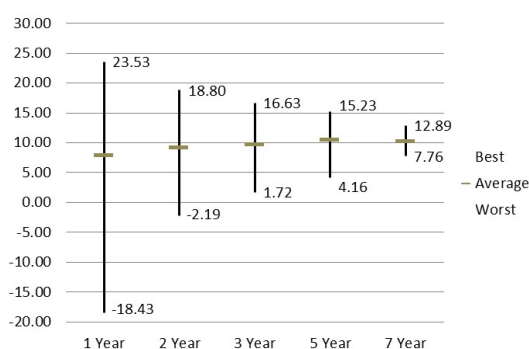


■ PSG Wealth Moderate FoF C

■ (ASISA) South African MA High Equity Mean

Distribution history (cents per unit)

Distribution Frequency: Bi-Annually	
31 August 2017	12.65
28 February 2018	20.74
31 August 2018	9.48

Rolling returns %


This chart shows you how the performance can vary over time. It is an indication of the distribution of historical rolling returns from the portfolio over each rolling 12-month period.

Fees

Adviser fees are negotiated between the client and adviser and is distinct from the other fees on this document.

Disclaimer

Collective Investment Schemes (CIS) in securities are generally medium to long-term investments. The value of participatory interests (units) or the investment may go down as well as up and past performance is not a guide to future performance. Fluctuations or movements in the exchange rates may cause the value of underlying international investments to go up or down. CIS are traded at ruling prices and can engage in borrowing and scrip lending. The Fund may borrow up to 10% of its market value to bridge insufficient liquidity. Where foreign securities are included in a portfolio, the portfolio is exposed to risks such as potential constraints on liquidity and the repatriation of funds, macroeconomic, political, foreign exchange, tax, settlement and potential limitations on the availability of market information. The portfolios may be capped at any time in order for them to be managed in accordance with their mandate. Excessive withdrawals from the portfolio may place the portfolio under liquidity pressures and in such circumstances a process of ring-fencing of withdrawal instructions and managed payouts over time may be followed. PSG Collective Investments (RF) Limited does not provide any guarantee either with respect to the capital or the return of the portfolio.

Fund of Funds

A Fund of Funds portfolio only invests in portfolios of other collective investment schemes, which levy their own charges, which could result in a higher fee structure for Fund of Funds portfolios.

Performance

All performance data for a lump sum, net of fees, includes income and assumes reinvestment of income on a NAV to NAV basis. Annualised performances show longer term performance rescaled over a 12-month period. Individual investor performance may differ as a result of initial fees, the actual investment date, the date of reinvestment and dividend withholding tax. Performance is calculated for the portfolio and individual investor performance may differ as a result thereof. The portfolio is valued at 15h00 daily. Income distributions are net of any applicable taxes. Actual annual figures are available to the investor on request. Prices are published daily and available on the website <https://www.psg.co.za/wealth/multi-management/wealth-solutions> and in the daily newspapers. Figures quoted are from Morningstar Inc.

Pricing

Forward pricing is used. Unit trust prices are calculated on a net asset value (NAV) basis, which is the market value of all assets in the Fund including income accruals less permissible deductions divided by the number of units in issue.

What is a total expense ratio?

The Total Expense Ratio (TER) is the annualised percentage of the fund's average assets under management that has been used to pay the fund's actual expenses over the past three years. This percentage of the average Net Asset Value (NAV) of the portfolio was incurred as charges, levies and fees related to the management of the portfolio. A higher TER ratio does not necessarily imply a poor return, nor does a low TER ratio imply a good return. The current TER cannot be regarded as an indication of future TERs. Part of the Annual Management Fee is payable to the financial intermediary. The sum of the TER and transaction costs is shown as the Total Investment Charge. Since fund returns are quoted after the deduction of these expenses, the TER and Transaction costs should not be deducted again from published returns. Due to rounding, numbers presented throughout this document may not add up precisely to the totals provided.

Total Investment Charge

Total Investment Charge annualised for the period 01/01/2016-31/12/2018

Total Expense Ratio % (incl. VAT) 3.14

Annual Management Fee % (incl. VAT) 2.42

Other costs excl. transaction costs % (incl. VAT) 0.73

Transaction costs % (incl. VAT) 0.13

Total Investment Charge % (incl. VAT) 3.27

Total Investment Charge

Total Investment Charge annualised for the period 01/01/2018-31/12/2018

Total Expense Ratio % (incl. VAT) 3.14

Annual Management Fee % (incl. VAT) 2.42

Other costs excl. transaction costs % (incl. VAT) 0.73

Transaction costs % (incl. VAT) 0.13

Total Investment Charge % (incl. VAT) 3.28

Transaction costs

Transaction costs are shown separately and are a necessary cost in administering the Financial Product and impacts Financial Product returns. Transaction costs should not be considered in isolation as returns may be affected by many other factors over time including market returns, the type of Financial Product, the investment decisions of the investment manager and the TER.

Fees

A schedule of fees and charges and maximum commissions is available on request from PSG Collective Investments (RF) Limited. Commission and incentives may be paid and, if so, are included in the overall costs. Different classes of Participatory Interest can apply to these portfolios and are subject to different fees, charges and possibly dividend withholding tax and will thus have differing performances.

Company details

PSG Multi-Management (Pty) Ltd is the investment advisor to the fund manager, PSG Wealth Financial Planning (Pty) Ltd. Both are registered financial services providers under the Financial Advisory and Intermediary Services Act. PSG Collective Investments (RF) Limited is registered as a CIS Manager with the Financial Sector Conduct Authority, and a member of the Association of Savings and Investments South Africa (ASISA) through its holding company PSG Konsult Limited. PSG Collective Investments (RF) Ltd retains full responsibility for the third-party named portfolios. PSG Multi-Management (Pty) Ltd, PSG Wealth Financial Planning (Pty) Ltd and PSG Collective Investments (RF) Limited are subsidiaries of PSG Konsult Limited.

Conflict of Interest Disclosure

The Fund may from time to time invest in a portfolio managed by a related party. PSG Collective Investments (RF) Limited or the fund manager may negotiate a discount in fees charged by the underlying portfolio. All discounts negotiated are reinvested in the Fund for the benefit of the investors. Neither PSG Collective Investments (RF) Limited nor PSG Multi-Management (Pty) Ltd retains any portion of such discount for their own accounts.

Trustee

The Standard Bank of South Africa Limited, Main Tower, Standard Bank Centre, 2 Hertzog Boulevard, Cape Town, 8001. Tel: +27 (21) 401 2443. Email: compliance-PSG@standardbank.co.za.

Additional information

Additional information is available free of charge on the website <https://www.psg.co.za/wealth/multi-management/wealth-solutions> and may include publications, brochures, forms and annual reports.

Due to rounding, numbers presented throughout this document may not add up precisely to the totals provided.