




PSG WEALTH PRESERVER FUND OF FUNDS
QUANTITATIVE OVERVIEW

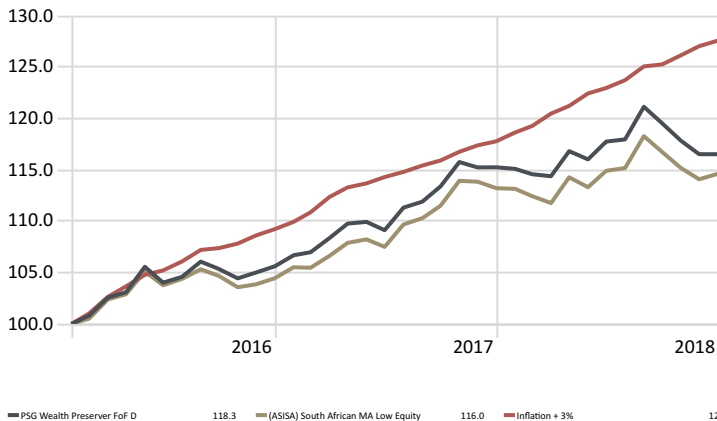


Fund Overview:

- Constructed with multiple asset classes according to an amalgamated houseview for cautious investors.
- Risk-averse investors who require a high degree of capital stability.
- Investors who are retired or nearing retirement & Investors who require a regular income.
- Benchmark 1 = ASISA SA Multi Asset Low Equity sector average
- Benchmark 2 = CPI + 3% over rolling 36 months

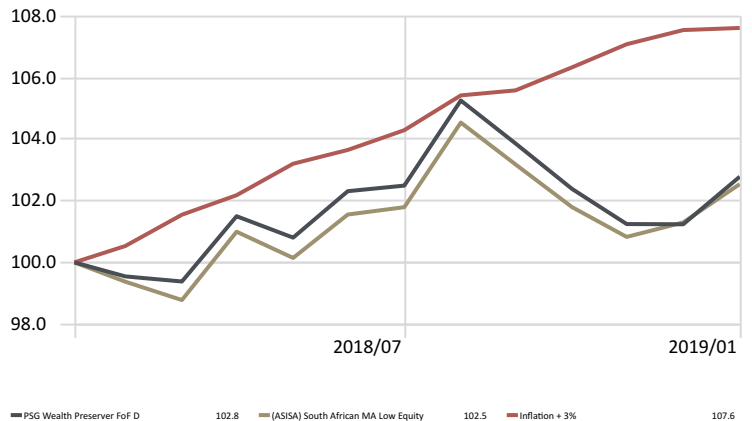
3 Year Investment Growth

Time Period: 2016/02/01 to 2019/01/31



1 Year Investment Growth

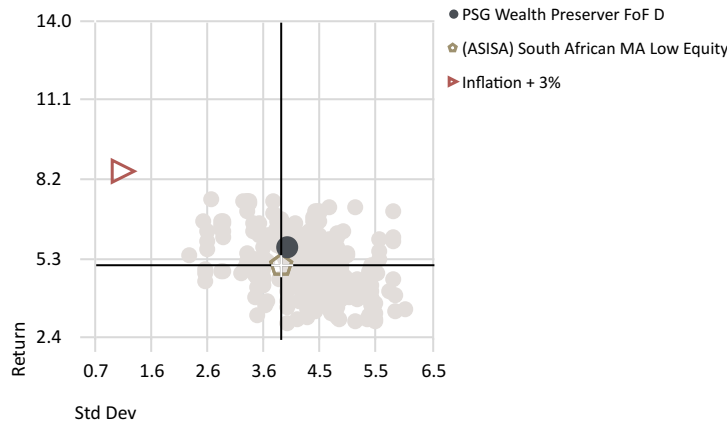
Time Period: 2018/02/01 to 2019/01/31



3 Year Risk-Reward

Time Period: 2016/02/01 to 2019/01/31

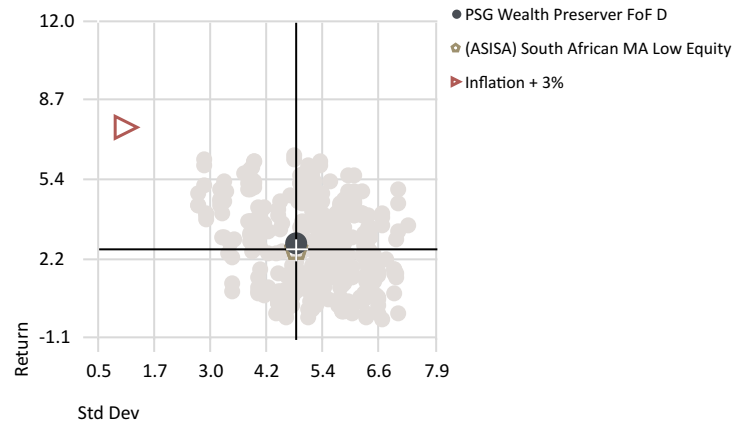
Peer Group (5-95%): Open End Funds - ASISA Sector (South Africa) - (ASISA) South African MA Low Equity



1 Year Risk-Reward

Time Period: 2018/02/01 to 2019/01/31

Peer Group (5-95%): Open End Funds - ASISA Sector (South Africa) - (ASISA) South African MA Low Equity



5 Year Performance

Time Period: 2014/02/01 to 2019/01/31

	Return	Std Dev	Excess Return	Sharpe Ratio	Worst Quarter	Worst Month
PSG Wealth Preserver FoF D	7.17	3.66	1.03	0.09	-2.53	-1.46
(ASISA) South African MA Low Equity	6.14	3.49	0.00	-0.18	-1.83	-1.34
Inflation + 3%	8.46	1.34	2.32	1.08	0.92	0.06

1 Year Performance

Time Period: 2018/02/01 to 2019/01/31

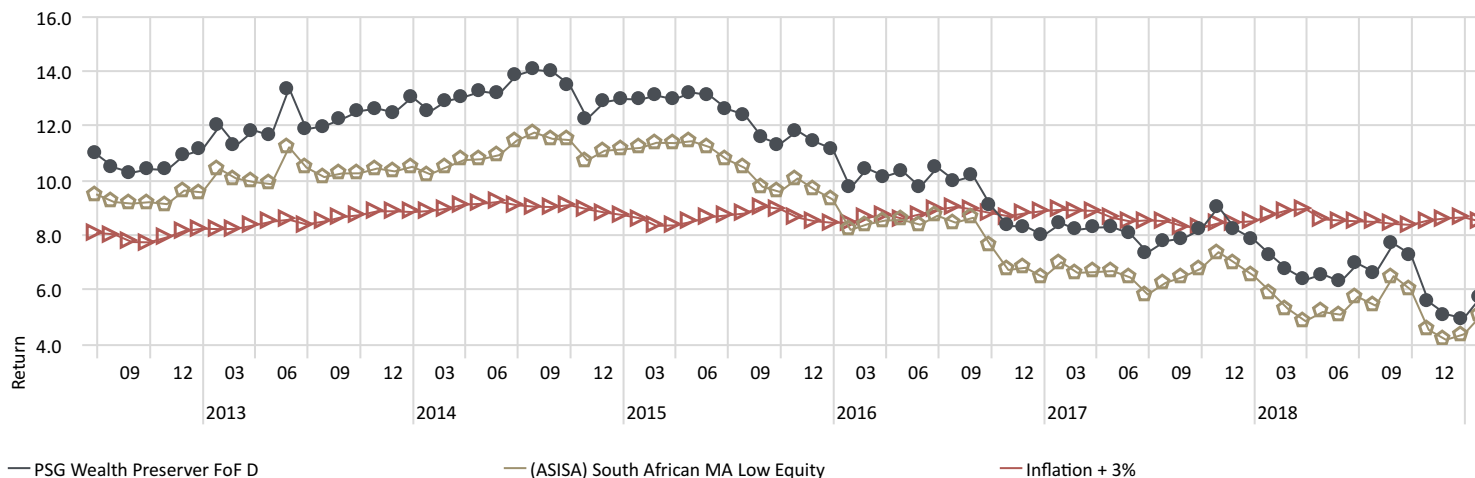
	Return	Std Dev	Excess Return	Sharpe Ratio	Worst Quarter	Worst Month
PSG Wealth Preserver FoF D	2.78	4.84	0.24	-0.86	-2.53	-1.42
(ASISA) South African MA Low Equity	2.54	4.83	0.00	-0.91	-1.83	-1.34
Inflation + 3%	7.61	1.11	5.07	0.32	1.85	0.06



3 Year Rolling Returns

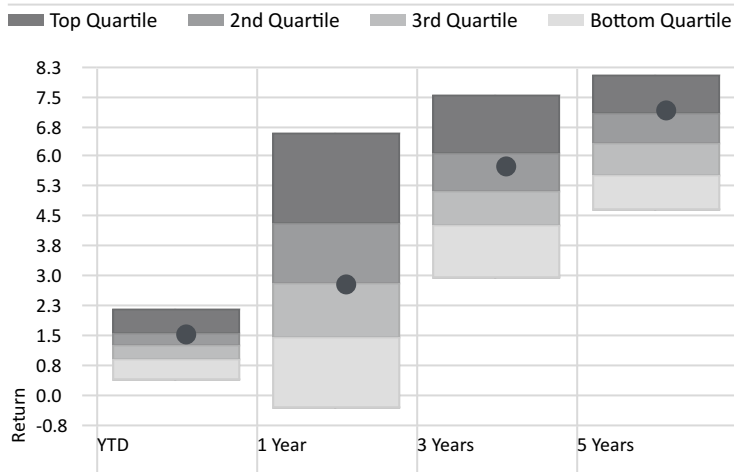
Time Period: Since Common Inception (2009/07/01) to 2019/01/31

Rolling Window: 3 Years 1 Month shift



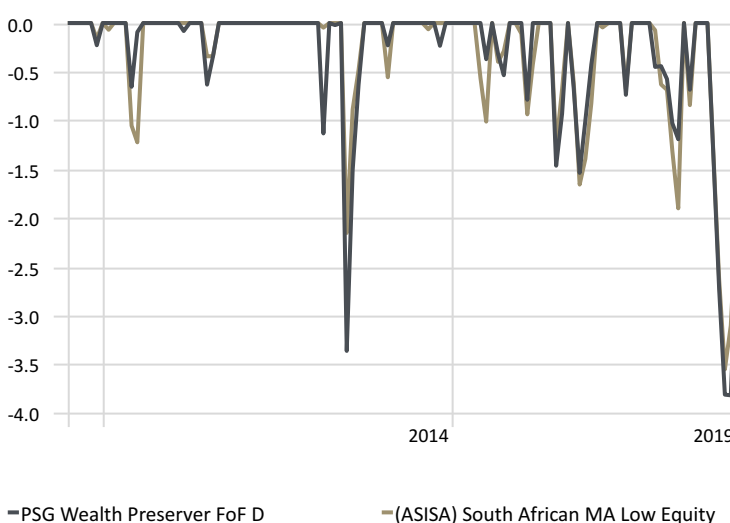
Performance Relative to Peer Group

Peer Group (5-95%): Open End Funds - ASISA Sector (South Africa) - (ASISA) South African MA Low Equity



Drawdown

Time Period: Since Common Inception (2009/07/01) to 2019/01/31

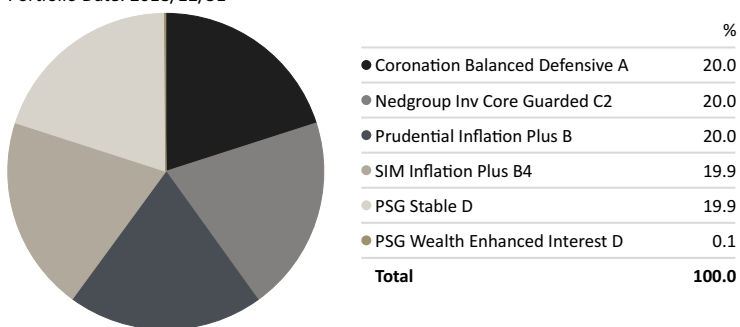


Size, Fees & Sector

	Inception Date	Fund Size	Management Fee	Total Expense Ratio	ASISA Sector
PSG Wealth Preserver FoF D	2009/06/01	10 477 935 476	0.46	1.15	(ASISA) South African MA Low Equity

PSG Wealth Preserver FoF D - Portfolio Holdings

Portfolio Date: 2018/12/31



PSG Wealth Preserver FoF D - Asset Allocation (SA)

Portfolio Date: 2018/12/31

